




CATALOGUE

MECHANICAL VENTILATION


AIR DISTRIBUTION SYSTEM





ACTIVE SANITIZATION



IAQ MONITORING



REGULATION AND ZONING



Publication: CATALOGUE 2025

Copyright © AIR CONTROL S.R.L. - All rights reserved in all countries.

The technical data and information expressed in this publication are owned by AIR CONTROL S.R.L. and are of a general informational nature.

With a view to continuous improvement, AIR CONTROL S.R.L. reserves the right to make any changes deemed necessary for product improvement at any time, without any obligation or commitment, therefore substantial changes may be made to the documentation without notice. The illustrative images of products and internal components of the units are for illustrative purposes and thus brands of components used for building the units may differ from any brands represented in this document. This document has been drafted with the utmost care and attention to the contents presented, however, AIR CONTROL S.R.L. cannot assume any responsibility arising from publication errors and/or from the direct or indirect use of the information contained herein.

All information contained in this publication in paper format is available in digital format online as well, we recommend always consulting our website:

www.aircontrolclima.it

OUR HISTORY

2009

Air Control becomes the exclusive distributor in Italy for motorized zoning systems.



2014

PL Clima S.r.l., a company dealing with the design and construction of machinery for industrial and civil ventilation, joins the group.



2019

Air Control moves to the new headquarters in Via Colico in Milan.



2022

Air Control export its products to over 30 countries with a network of 35 agencies throughout the country.



2005

Air Control was born in Milan thanks to the initiative of its two founders:

Luca Gatti & Federico Ruberto



2012

GP Engineering S.r.l., a specialized plant design company, joins the group.



2015

Air quality becomes one of the company's business units. Air Control is the exclusive distributor of Dust Free® technologies for Europe and the Middle East.



2021

AQSAFE joins the group to design, produce and distribute AQSENSOR, innovative devices for monitoring and controlling air quality.



2024

Air Control is evolving to refine and clarify the concept of comfort associated with our corporate brand



COMPANY PROFILE

'We meet customers' demands for thermal comfort and well-being with enthusiasm and passion through innovative and design-oriented solutions.'

Air Control is an industry leader specialising in the production and distribution of air control devices. It is part of an articulated system of partner companies pursuing a single goal: to provide the professional market with systems that enable cooling and air exchange in buildings and indoor environments with a focus on indoor air quality and energy savings.



Thanks to attentive and qualified personnel, we offer a complete technical consulting service. Our mission is to meet the expectations of the customer with enthusiasm and passion, both in terms of comfort and environmental well-being, as well as aesthetics and design in the solutions adopted. Based on a mechanical/executive project, we are able to precisely and promptly realize any air distribution system, providing everything from the duct to the diffuser, from the heat recovery unit to the air treatment unit, up to active sanitization systems to ensure not only an efficient system but also a good and healthy air quality. The technical staff of Air Control is available to guide you towards the most advantageous and suitable system solution for your needs.

All information contained in this publication in paper format is available in digital format online as well, we recommend always consulting our website:

www.aircontrolclima.it

PRODUCT RANGES

1.0 REGULATION AND ZONING

PG. 18

2.0 AIR DISTRIBUTION SYSTEM

PG. 58

3.0 AIR DISTRIBUTION KIT AND MOTORIZED KIT

PG. 220

4.0 CONTROLLED MECHANICAL VENTILATION

PG. 228

5.0 AIR TREATMENT SOLUTIONS

PG. 263

6.0 ACTIVE SANITIZATION

PG. 269

7.0 AIR QUALITY MONITORING

PG. 282

8.0 COMPLETED PROJECTS

PG. 286

Support, General sales conditions, warranty, and services

1.1 Temperature management of ducted air systems

(direct expansion or water fan coil)



WITH MOTORIZED DAMPERS
PG. 20



WITH MOTORIZED AIR DIFFUSION GRILLE
PG. 22



WITH MOTORIZED DAMPERS
PG. 24



WITH MOTORIZED AIR DIFFUSION GRILLE
PG. 26

1.2 Temperature management of mixed systems

(ducted air or water fan coil + radiant panel integration)



WITH DAMPERS OR DUCTS
+ RADIANT PANEL INTEGRATION
PG. 28



WITH DAMPERS OR DUCTS
+ RADIANT PANEL INTEGRATION
PG. 30

1.3 Radiant panel management only

(heating and cooling radiant)




MANAGEMENT ON/OFF COLLECTOR HEADS
PG. 32



MANAGEMENT ON/OFF COLLECTOR HEADS
PG. 33

1.4 Radiant panel management and dehumidifier control

(heating and cooling radiant, air dehumidifies)

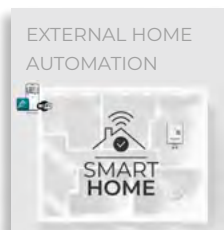


MANAGEMENT ON/OFF COLLECTOR HEADS + CONTROL DEHUMIDIFIES
PG. 34




MANAGEMENT ON/OFF COLLECTOR HEADS + CONTROL DEHUMIDIFIES
PG. 35

1.5 Control of motorized elements via external home automation



DAMPERS OR DUCTS
MANAGEMENT BY EXTERNAL HOME AUTOMATION ON/OFF
PG. 36

1.6 Control of motorized elements via on/off switch



DAMPERS OR DUCTS
OPERATION BY ON/OFF SWITCH
PG. 38

1.7 Product technical sheets



UNIVERSAL CENTRAL UNIT
central unit for systems
PG. 40



MACHINE INTERFACES
for machine communication
PG. 41



RADIO SYSTEM CONTROLS
radio thermostats
PG. 44



WIRED SYSTEM CONTROLS
wired thermostats
PG. 46



RADIANT MODULE
integration for radiant
PG. 48



HOME AUTOMATION UNIT
home automation integration
PG. 49




BUS POWER SUPPLY
on/off home automation integration
PG. 49



HOME AUTOMATION MODULE
management central unit
PG. 50



MOTORIZED DAMPERS
duct elements
PG. 51



MOTORIZED AIR DIFFUSION GRILLE
supply elements
PG. 52



BY-PASS ELEMENTS
rectangular and circular
PG. 54

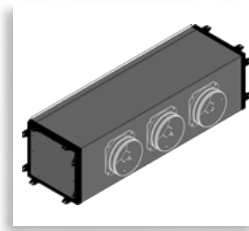


EXTRA COMPONENTS AND SANITIZATION KITS
central unit, counter, and sanitization kit
PG. 55

2.1 Custom plenums and accessories




DUCTED PLENUM
supply and return plenum
PG. 62



DUCTED PLENUM CARD
custom plenum
PG. 69



DUCTED NOZZLE PLENUM
plenum with integrated nozzle
PG. 70



DIFFUSER PLENUM
plenum for diffusers and grilles
PG. 74



PLENUM FOR DIFFUSION GRILLES
plenum for ducts and grilles
PG. 76



CONNECTION PLENUM
fittings and derivations
PG. 78



PAL DUCTS
ducts and fittings
PG. 79



SPIGOTS AND ACCESSORIES
collars in sheet metal and accessories
PG. 80

2.2 Insulated, non-insulated hoses and accessories



TES HOSE
aluminium insulated
PG. 82



TER HOSE
semi-rigid insulated
PG. 83



ITP HOSE
PVC insulated
PG. 84



ITP-AB HOSE
antibacterial insulated
PG. 85



**TVP
HOSE**
non-insulated PVC
PG. 86




**ASE
HOSE**
non-insulated aluminium
PG. 87

2.3 Microperforated ducts and accessories



**MICRO-PERFORATED
FABRIC DUCT**
high induction duct
PG. 88



**MICRO-PERFORATED
STEEL DUCT**
high induction duct
PG. 90

2.4 Spyro ducts and accessories



**SPYRO
TUBE**
spiral ducts
PG. 92



**SPYRO
BENDS**
sheet metal stamped curves
PG. 94



**SPYRO SLEEVES AND
REDUCERS**
joints
PG. 96



**SPYRO TAPS AND
CAPS**
joints and closures
PG. 100



**BMC
NOZZLE**
for circular ducts
PG. 106



**COLLARS AND
INSULATION**
accessories
PG. 108

2.5 VMC pipes and accessories



TERMINALS AND GRILLES

external terminals
PG. 110



EPP PIPES AND JOINTS

rigid and insulated
PG. 111




CORRUGATED PIPES

semi-rigid pipes
PG. 112



METAL PLENUM COLLECTORS

fittings
PG. 113



PLENUM COLLECTORS

fittings
PG. 114




FITTINGS AND ACCESSORIES

for corrugated pipes
PG. 115



PLENUM KIT

grid door
PG. 117



VMC GRILLES

design
PG. 118



DESIGN VENT

vmc
PG. 118




VMC ACCESSORIES

diffusers and valves
PG. 119


2.6 Frameless recessed diffuser plenums




**PSB
DUCTS**
recessed nozzle plenum
PG. 120



**PSD
DIFFUSER**
recessed diffuser plenum
PG. 122



**PSF
SLOT**
recessed slot plenum
PG. 124



**PS2F PS3F E PS4F
MULTI-SLOT**
recessed multi-slot plenum
PG. 126

2.7 Ducts and grilles



**BMA
SUPPLY DUCT**
with adjustable blades
PG. 132



**LAF
DUCT**
with fixed blades
PG. 134



**GRA AND GRAR RETURN
GRILLES**
in aluminium with fixed blades
PG. 136



**GRS6 RECESSED
RETURN GRILLE**
with filter and paintable
PG. 138



GRA6 RETURN GRILLE
tilting with filter
PG. 140



**BQF
GRILLE**
perforated screen
PG. 142



**BQFSMF
GRILLE**
perforated screen with counterframe
PG. 144



**GMA RETURN
GRILLE**
square mesh
PG. 146



**GMA 60-SMF RETURN
GRILLE**
square mesh with filter
PG. 148



**GTA
TRANSIT GRILLE**
in aluminium
PG. 150




GA1 RETURN GRILLE
with filter and special profile
PG. 152




**GRI50 RETURN
GRILLE**
industrial with fixed blades
PG. 154



**G-CAM
CIRCULAR GRILLE**
in aluminium
PG. 156



**GCP
CIRCULAR GRILLE**
with springs
PG. 157



**GRP
PEDESTRIAN GRILLE**
with horizontal bars
PG. 158




SC AND CT
damper and frame
PG. 160

2.8 Diffusers



**EAV
AIR EXTRACTION**
supply and return valve
PG. 162



**DU AND DUC
NOZZLE DIFFUSERS**
in aluminium and painted
PG. 164




**DLF LINEAR SLOT
DIFFUSER**
with blade deflector
PG. 166



**DLN LINEAR SLOT
DIFFUSER**
with droplet deflector
PG. 168



**DCA
DIFFUSER**
in aluminium with curved blades
PG. 170



**AQN
SUPPLY DIFFUSER**
modular
PG. 172



**BQE3
DIFFUSER**
helical jet
PG. 174



**DC
CIRCULAR DIFFUSER**
with adjustable cones
PG. 176



**DCP
CIRCULAR DIFFUSER**
on panel
PG. 176



**CFC+RC
CIRCULAR DIFFUSER**
with fixed cones
PG. 178



**DEE
DIFFUSER**
helical jet
PG. 180



**DCG
CIRCULAR DIFFUSER**
with adjustable blades
PG. 182

2.9 Regulation



**SRC50
DAMPER REGULATION**
step 50 mm
PG. 184



**SRC100
DAMPER REGULATION**
step 100 mm
PG. 186



**R-SRCAG
DAMPER REGULATION**
step 100 mm tight
PG. 190



**EFC
BUTTERFLY DAMPER**
circular
PG. 194



**R-DBS
TIGHT DAMPER**
circular
PG. 196



**R-CVAV
FLOW REGULATOR**
circular
PG. 200



**R-RVAVS
FLOW REGULATOR**
rectangular
PG. 202



**RPCM
DIAPHRAGM
REGULATOR**
PG. 204

2.10 Filtration and silencers




**S-SO
CIRCULAR SILENCER**
with or without fairing
PG. 206



**SRAF25 AND 50
FLEXIBLE SILENCERS**
with insulation
PG. 210

2.11 Fire dampers



**MDF-25
FIRE DAMPER**
quick installation
PG. 212



**MDF-30
FIRE DAMPER**
with actuator
PG. 214



**BTT-25 E 25M
FIRE DAMPER**
with actuator and servomotor
PG. 216



**BTT-30
FIRE DAMPER**
with actuator or servomotor
PG. 218

3.1 Ducted systems kit - wired plenum




DUCTED SYSTEM CONFIGURATOR
distribution and motorized
PG. 220



DISTRIBUTION KIT FOR DUCTED SYSTEMS
from 2 to 6 zones
PG. 222



MOTORIZED KIT FOR DUCTED SYSTEMS
with wired plenum from 2 to 6 zones
PG. 224



WIRED PLENUM
wired plenum from 2 to 6 zones
PG. 226

4.0 CONTROLLED MECHANICAL VENTILATION INDEX

4.1 Residential systems - efficiency up to 90%



URC DOMO SMART
vmc universal
PG. 230



URC DOMO SMART V
vmc vertical
PG. 232



URA R DOMO K
vmc + dehumidify
PG. 234



URA R DOMO V
vmc + dehumidify
PG. 236




URCP EVO SPOT VMC
single zone recovery system
PG. 240



CONTROLS AND ACCESSORIES
for residential vmc
PG. 241

4.2 Commercial systems - efficiency up to 80%




**URC 80
EC**
vmc horizontal vertical
PG. 244



URA
vmc + on/off integration
PG. 246



**URA EC
INVERTER**
vmc + inverter integration
PG. 248



**BOREAS
H**
vmc in view
PG. 252



**ZEPHYR
H/V**
thermodynamic vmc in view
PG. 253



**CONTROLS AND
ACCESSORIES**
for commercial vmc
PG. 254

4.3 Heating and cooling batteries



**BER
BATTERY**
battery
PG. 257



**BAC
BATTERY**
water heating
PG. 258



**BAF
BATTERY**
water heating/cooling
PG. 259

4.4 Residential and commercial aspirators



**CSF
CASED**
centrifugal fan
PG. 260



**SMT AND B
ASPIRATORS**
extractor and helical aspirator
PG. 261

5.1 Dehumidification and air conditioning solutions



UDE+
DEHUMIDIFIER
horizontal and vertical
PG. 264




UDE
DEHUMIDIFIER
horizontal
PG. 266



CONTROLS AND ACCESSORIES
dehumidifier
PG. 268

6.0 ACTIVE SANITIZATION INDEX

6.1 Duct sanitizers, AHU, fan-coil and split solutions



MICROPURE 5"
1500 m³/h
duct module
PG. 271



ACTIVE 6"
2000 m³/h
duct module
PG. 272



ACTIVE 12"
3000 m³/h
duct module
PG. 273



AIR KNIGHT 7"
2500 m³/h
duct/ahu module
PG. 274



AIR KNIGHT 14"
4000 m³/h
duct/ahu module
PG. 275



FC UNIT 3"
800 m³/h
fancoil module
PG. 276



**SANITIZATION
KIT**
plenum module
PG. 277



**DUPLEX MINI-UV
600 m³/h**
split module
PG. 278



**KIT AND
ACCESSORIES**
plenum modules
PG. 279

7.0 AIR QUALITY MONITORING INDEX



**MONITORING
AQSENSOR**
wall and desktop probe
PG. 284



A CLEAR VISION FOCUSED ON THE CENTRAL ROLE OF THE ZONING SYSTEM

In recent years, the European Commission has focused on the concept of not only an energy-efficient building but also a “smart” one, where the management and use of data can generate additional energy savings and further reductions in climate-altering emissions, either directly or indirectly related to buildings. The key idea is that, particularly during the 2010-2020 decade, the approach to energy optimization in buildings was primarily centered on improving the efficiency of individual components (whether structural or systemic) or a combination of components that contributed to energy consumption, with the goal of improving a building’s overall energy class and increasing the use of renewable energy sources.

While this approach remains valid and important, there has been growing recognition in recent years that energy savings can be achieved not only by introducing new components or systems that improve energy performance but also by controlling their proper use and monitoring energy performance effectively. Equally important is ensuring that a building’s energy consumption aligns with its actual needs (for example, by considering the real occupancy of the space). With the availability of new monitoring and control technologies, it is now possible to interact more intelligently with renewable energy production systems and potential energy storage, both of which are becoming increasingly common in new generations of “smart buildings.”

In this context, a significant push toward smarter and more efficient buildings came in 2018 with Directive (EU) 2018/844 (the so-called EPBD III) on energy efficiency in buildings, which emerged as a recast of the previous Directive 2010/31/EU. EPBD III effectively introduced the concept of the Smart Readiness Indicator (SRI), an indicator that, in the 2020-2030 decade, aims to promote digitally compatible renovations, integrate renewable energy, and

enable the measurement of actual energy consumption while considering user needs and optimizing the growing amount of data available about the building.

Koolnova systems fit into this framework by enabling intelligent temperature control, aimed at energy savings and consumption monitoring, while being easily integrated into the building's BMS (Building Management System) logic.

PLUS



MOTORIZED SYSTEMS FOR DUCTED SYSTEMS

The new generation of buildings, designed with a focus on reducing energy consumption, increasingly require “tailored” air conditioning systems that can meet the growing demand for refined environmental comfort and aesthetic solutions. Unlike multisplit systems, which are often oversized and visually unappealing, ducted air conditioning systems can be designed to match the actual energy needs of a space while integrating aesthetic and design preferences. With the Koolnova zoning system, ducted systems can fully satisfy these requirements.

WHAT IS ZONING

“Zoning” refers to dividing an apartment or office into different zones, enabling independent control of air conditioning and comfort in each room.

WHAT ARE THE ADVANTAGES

Comfort
Independent temperature control in all zones.

Reduction of installed power
The ductable unit can be sized for the actual simultaneous use: Day zone or night zone.

ENERGY CONSUMPTION REDUCTION

By turning off the air conditioning in unoccupied rooms, unnecessary energy waste is avoided. Koolnova adjusts the system's performance to match the actual needs.

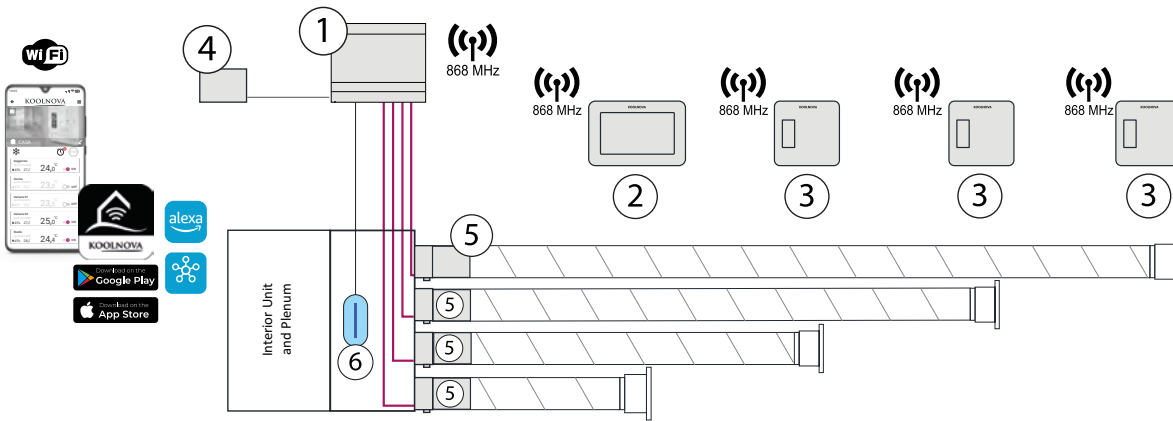


RADIO SYSTEM WITH MOTORIZED DAMPERS

Control system for ducted air systems.
Temperature control for each zone.
No wiring between controls and central unit.
SIMPLIFIED CONFIGURATION IN ONE CLICK.



SYSTEM DIAGRAM



SYSTEM COMPOSITION

COMPONENT	IMAGE	DESCRIPTION	QTY	CODE	PRICE
① CENTRAL UNIT		UNIVERSAL WI-FI CENTRAL UNIT	1	KN-UNI-WIFI	589,90 €
② CONTROLS*		ETERNAL MASTER RADIO CONTROL	1	KN-ETERNAL-M KB-ETERNAL-M	349,90 €
		SMART SLAVE RADIO CONTROL	Number of zones	KN-SMART-S KB-SMART-S	299,90 €
④ INTERFACES		INFRARED INTERFACE	1	NH-CIR-INVERTER	189,90 €
		WIRED INTERFACE		SEE PG. 21	369,90 €
		ADVANCED FAN-COIL INTERFACE		NH-GTP-UNI2	329,90 €
⑤ MOTORIZED DAMPER		MOTORIZED DAMPER	Number of zones	SEE PG. 21	- €
⑥ SANITIZATION KIT		SANI KIT FOR SYSTEMS UP TO 7 KW	opt.	KIT-SANI-1	380,00 €
		SANI KIT FOR SYSTEMS FROM 7 UP TO 14 KW	opt.	KIT-SANI-2	710,00 €

* CONTROL CHOICE (E.G: 3 zones - 1 Eternal MASTER Control + 2 Smart SLAVE Controls)

TECHNICAL DATA

CHOICE OF COMPONENTS

UNIVERSAL WI-FI CENTRAL UNIT

KN-UNI-WIFI



- Universal radio central unit configurable for system management via RADIO and WIRED interfaces, air conditioning, heating, home automation.
- Control of a maximum of 8 air zones + 8 ceiling/floor heating/cooling panels + 32 zone modules. Control of a maximum of 4 indoor units (fan coil or direct expansion, individual zones).

ETERNAL RADIO CONTROLS

KN-ETERNAL-M

KB-ETERNAL-M



- Radio communication without wiring (range 50 meters).
- Control of operating modes (hot, cold).
- Selection of room temperature with 0.5°C intervals.
- On-Off of the zone.
- System shutdown (MASTER).
- Control of machine temperature and speed.
- Reading room temperature and relative humidity per zone.
- SLEEP function.
- Hourly programming.
- Powered by a rechargeable lithium-ion battery with USB cable.

SMART RADIO CONTROLS

KN-SMART-S

KB-SMART-S



- Radio communication without wiring (range 50 meters).
- Selection of nominal temperature with 0.5°C intervals.
- On-Off of the zone.
- Reading of room temperature and relative humidity of the zone.
- SLEEP function.
- Powered by a rechargeable lithium-ion battery with USB cable.

INFRARED INTERFACE

NH-CIR-INVERTER

FOR DIRECT EXPANSION MACHINES WITH INFRARED REMOTE CONTROL



- Management of CDZ functions (ON/OFF, fan speed change, temperature setpoint change with consumption optimization logic).
- Connection to the system BUS.
- Programmable from the MASTER control to communicate with various market brands (see compatibility table).


Model	
Daikin	10
Mit. Electric	6
Fujitsu	15
Toshiba	16
LG	7
Panasonic	3
Samsung	17
Carrier	0

Model	
Airwell	9
Idema	12
Hokkaido	12
Hitachi	21
Sabiana	23
Haier	29
Kaysun	12
Sanyo	8

WIRED INTERFACE

NH-CFI-CDZ

FOR DIRECT EXPANSION MACHINES WITH WIRED CONTROL



- Management of CDZ functions (ON/OFF, fan speed change, temperature setpoint change with consumption optimization logic).
- Connection to the BUS or RS485 output of the system.

Model	Code
DAIKIN RESIDENTIAL	NH-CFI-DAI1
DAIKIN VRV - SKY AIR	NH-CFI-DAI3
FUJITSU - 3 WIRES	NH-CFI-FUI1
FUJITSU - CN65	NH-CFI-FUI2
FUJITSU - BUS	NH-CFI-FUI3
HITACHI	NH-CFI-HIT
HITACHI - RAD	NH-CFI-HIT2
HISENSE	NH-CFI-HIS
LG	NH-CFI-LGE
MITSUBISHI ELEC.	NH-CFI-MIT
MITSUBISHI HEAVY	NH-CFI-MIH
MIDEA	NH-CFI-MID
PANASONIC PACI - ECOI	NH-CFI-PAN1
PANASONIC ETHEREA	NH-CFI-PAN2
SAMSUNG	NH-CFI-SAM
SAMSUNG SA2 NASA	NH-CFI-SAM2
TOSHIBA MMD-UP MINI VRV	NH-CFI-TOS
TOSHIBA	NH-CFI-TOSI

FAN-COIL INTERFACE

NH-GTP-UNI2

FOR HYDRONIC FAN-COIL WITH FAN ON/OFF OR INVERTER



- Management of FAN-COIL functions (ON/OFF, fan speed change, hot/cold valve management).
- Connection to the system BUS.
- Fan management through relay (3 speeds) or 0-10 V contact (inverter).


MOTORIZED DAMPER

NH-CO-Ø-SLAVE



- Motorized duct damper manufactured with galvanized steel sheet.
- Installations where air passage control is desired.
- Capable of being operated in parallel with another motorization (1 control manages up to 2 motors) - Ø 125, 150, 200, and 250.

NH-CO-125-SLAVE	224,90 €
NH-CO-150-SLAVE	234,90 €
NH-CO-200-SLAVE	244,90 €
NH-CO-250-SLAVE	259,90 €



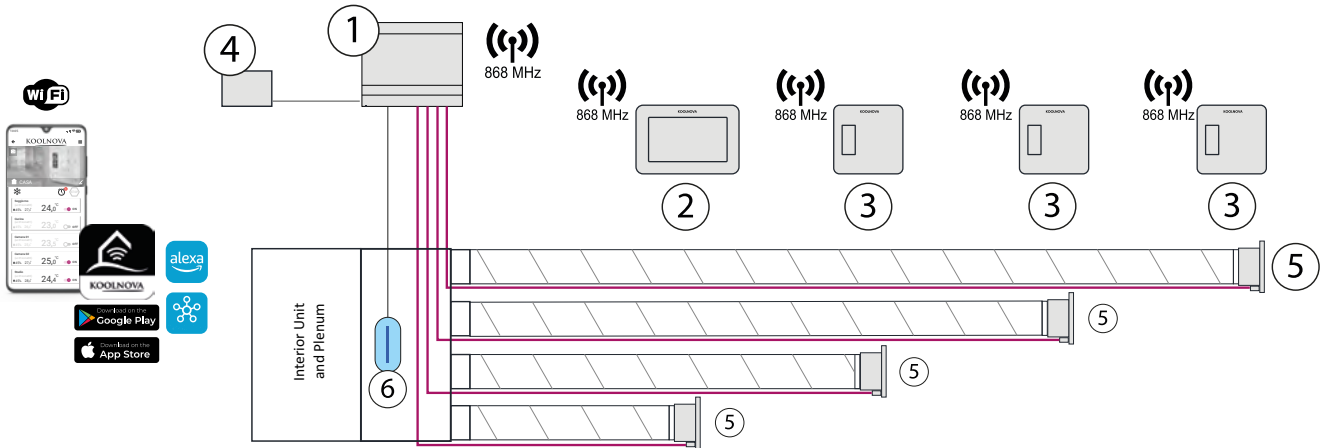
RADIO SYSTEM WITH MOTORIZED AIRDIFFUSION GRILLE

Control system for ducted air systems.

Temperature control for each zone.
No wiring between controls and central unit.
SIMPLIFIED CONFIGURATION IN ONE CLICK.



SYSTEM DIAGRAM



SYSTEM COMPOSITION

COMPONENT	IMAGE	DESCRIPTION	QTY	CODE	PRICE
1 CENTRAL UNIT		UNIVERSAL Wi-Fi CENTRAL UNIT	1	KN-UNI-WIFI	589,90 €
2 CONTROLS*		ETERNAL MASTER RADIO CONTROL	1	KN-ETERNAL-M KB-ETERNAL-M	349,90 €
		SMART SLAVE RADIO CONTROL	No of zones	KN-SMART-S KB-SMART-S	299,90 €
4 INTERFACES		INFRARED INTERFACE	1	NH-CIR-INVERTER	189,90 €
		WIRED INTERFACE		SEE PG. 23	369,90 €
		ADVANCED FAN-COIL INTERFACE		NH-GTP-UNI2	329,90 €
5 MOTORIZED NOZZLE		MOTORIZED NOZZLE	No of zones	SEE PG. 23	- €
		BYPASS 200X150 - DUCTED PLENUM	1	NH-BP-200X150	79,90 €
6 SANITIZATION KIT		KIT FOR SYSTEMS UP TO 7 KW	opt.	KIT-SANI-1	380,00 €
		KIT FOR SYSTEMS FROM 7 UP TO 14 KW	opt.	KIT-SANI-2	710,00 €

* CONTROL CHOICE (E.G: 3 zones - 1 Eternal MASTER Control + 2 Smart SLAVE Controls)

TECHNICAL DATA

CHOICE OF COMPONENTS

UNIVERSAL WI-FI CENTRAL UNIT

KN-UNI-WIFI



- Universal radio central unit configurable for system management via RADIO and WIRED interfaces, air conditioning, heating, home automation.
- Control of a maximum of 8 air zones + 8 ceiling/floor heating/cooling panels + 32 zone modules. Control of a maximum of 4 indoor units (fan coil or direct expansion, individual zones).

ETERNAL RADIO CONTROLS

KN-ETERNAL-M

KB-ETERNAL-M



- Radio communication without wiring (range 50 meters).
- Control of operating modes (hot, cold).
- Selection of room temperature with 0.5°C intervals.
- On-Off of the zone.
- System shutdown (MASTER).
- Control of machine temperature and speed.
- Reading room temperature and relative humidity per zone.
- SLEEP function.
- Hourly programming.
- Powered by a rechargeable lithium-ion battery with USB cable.

SMART RADIO CONTROLS

KN-SMART-S

KB-SMART-S



- Radio communication without wiring (range 50 meters).
- Selection of nominal temperature with 0.5°C intervals.
- On-Off of the zone.
- Reading of room temperature and relative humidity of the zone.
- SLEEP function.
- Powered by a rechargeable lithium-ion battery with USB cable.

INFRARED INTERFACE

NH-CIR-INVERTER

FOR DIRECT EXPANSION MACHINES WITH INFRARED REMOTE CONTROL



- Management of CDZ functions (ON/OFF, fan speed change, temperature setpoint change with consumption optimization logic).
- Connection to the system BUS.
- Programmable from the MASTER control to communicate with various market brands (see compatibility table).


Model	
Daikin	10
Mit. Electric	6
Fujitsu	15
Toshiba	16
LG	7
Panasonic	3
Samsung	17
Carrier	0

Model	
Airwell	9
Idema	12
Hokkaido	12
Hitachi	21
Sabiana	23
Haier	29
Kaysun	12
Sanyo	8

WIRED INTERFACE

NH-CFI-CDZ

FOR DIRECT EXPANSION MACHINES WITH WIRED CONTROL



- Management of CDZ functions (ON/OFF, fan speed change, temperature setpoint change with consumption optimization logic).
- Connection to the BUS or RS485 output of the system.

Model	Code
DAIKIN RESIDENTIAL	NH-CFI-DAI1
DAIKIN VRV - SKY AIR	NH-CFI-DAI3
FUJITSU - 3 WIRES	NH-CFI-FUI1
FUJITSU - CN65	NH-CFI-FUI2
FUJITSU - BUS	NH-CFI-FUI3
HITACHI	NH-CFI-HIT
HITACHI - RAD	NH-CFI-HIT2
HISENSE	NH-CFI-HIS
LG	NH-CFI-LGE
MITSUBISHI ELEC.	NH-CFI-MIT
MITSUBISHI HEAVY	NH-CFI-MIH
MIDEA	NH-CFI-MID
PANASONIC PACI - ECOI	NH-CFI-PAN1
PANASONIC ETHEREA	NH-CFI-PAN2
SAMSUNG	NH-CFI-SAM
SAMSUNG SA2 NASA	NH-CFI-SAM2
TOSHIBA MMD-UP MINI VRV	NH-CFI-TOS
TOSHIBA	NH-CFI-TOSI

FAN-COIL INTERFACE

NH-GTP-UNI2


FOR HYDRONIC FAN-COIL WITH FAN ON/OFF OR INVERTER



- Management of FAN-COIL functions (ON/OFF, fan speed change, hot/cold valve management).
- Connection to the system BUS.
- Fan management through relay (3 speeds) or 0-10 V contact (inverter).

MOTORIZED NOZZLE

NH-ES-LXH



- Supply nozzle with double row of individually adjustable blades.
- RAL9016 white finish.
- Motorized elements exclusively communicate with radio controls.
- Available in supply + return version where the rear motorized damper only occupies half the size.
- Clip and mounting frame fixing.

NH-ES-200X100	249,90 €
NH-ES-200x150	259,90 €
NH-ES-200X200	279,90 €
NH-ES-300X100	259,90 €
NH-ES-300X150	279,90 €
NH-ES-300X200	299,90 €
NH-ES-400X100	269,90 €
NH-ES-400X150	289,90 €

NH-ES-400X200	309,90 €
NH-ES-500X100	279,90 €
NH-ES-500X150	309,90 €
NH-ES-500X200	339,90 €
NH-ES-600X100	289,90 €
NH-ES-600X150	329,90 €
NH-ES-600X200	359,90 €
NH-ES-700X100	329,90 €

BYPASS

NH-BP-200X150



- The Bypass maintains constant pressure in the duct.
- To be installed next to the supply plenum for systems with MOTORIZED AIR DIFFUSION GRILLE.



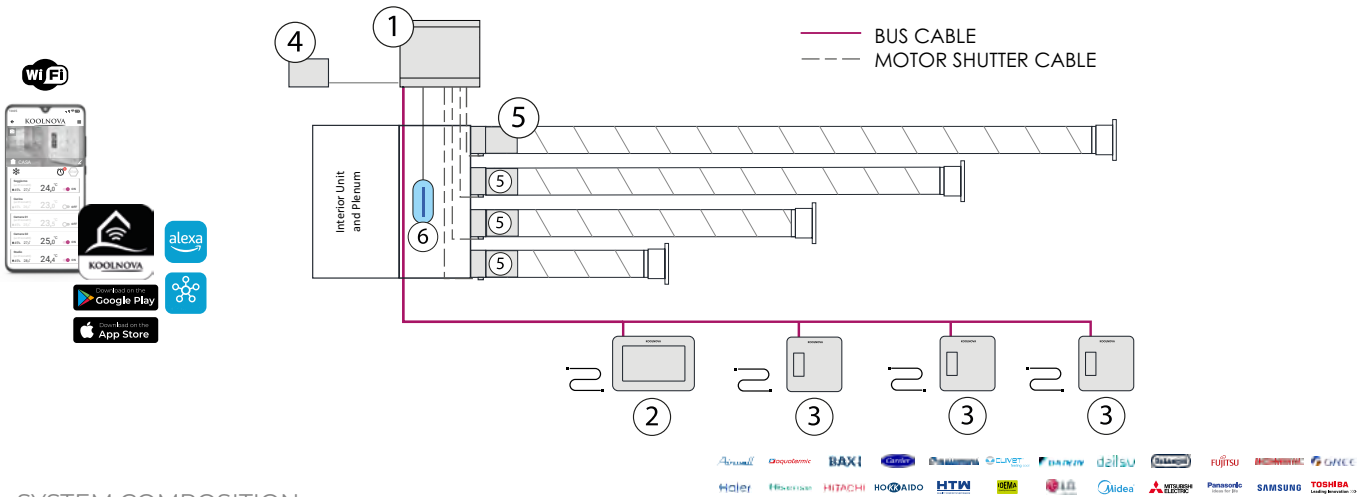
WIRED SYSTEM WITH MOTORIZED DAMPERS

Control system for ducted air systems.
Temperature control for each zone.
COMFORT AND DESIGN FOR EXISTING
SYSTEMS.
SIMPLIFIED CONFIGURATION.

WIRED PLENUM AVAILABLE SEE PG. 226



SYSTEM DIAGRAM



SYSTEM COMPOSITION

COMPONENT	IMAGE	DESCRIPTION	QTY	CODE	PRICE
① CENTRAL UNIT		UNIVERSAL Wi-Fi CENTRAL UNIT	1	KN-UNI-WIFI	589,90 €
② CONTROLS*		ETERNAL WIRED MASTER CONTROL	1	KN-ETERNAL-M-FI KB-ETERNAL-M-FI	319,90 €
		SMART WIRED SLAVE CONTROL	No of zones	KN-SMART-S-FI KB-SMART-S-FI	269,90 €
④ INTERFACES		INFRARED INTERFACE	1	NH-CIR-INVERTER	189,90 €
		WIRED INTERFACE		SEE PG. 25	369,90 €
		ADVANCED FAN-COIL INTERFACE		NH-GTP-UNI2	329,90 €
⑤ MOTORIZED DAMPER		MOTORIZED DAMPER	No of zones	SEE PG. 25	- €
⑥ SANITIZATION KIT		KIT FOR SYSTEMS UP TO 7 KW	opt.	KIT-SANI-1	380,00 €
		KIT FOR SYSTEMS FROM 7 UP TO 14 KW	opt.	KIT-SANI-2	710,00 €

* CONTROL CHOICE (E.G: 3 zones - 1 Eternal MASTER Control + 2 Smart SLAVE Controls)

TECHNICAL DATA

CHOICE OF COMPONENTS

UNIVERSAL WI-FI CENTRAL UNIT

KN-UNI-WIFI



- Universal radio central unit configurable for system management via RADIO and WIRED interfaces, air conditioning, heating, home automation.
- Control of a maximum of 8 air zones + 8 ceiling/floor heating/cooling panels + 32 zone modules.
- Control of a maximum of 4 indoor units (fan coil or direct expansion, individual zones).

ETERNAL WIRED CONTROLS

KN-ETERNAL-M-FI KB-ETERNAL-M-FI



- Wired communication via BUS cable to motorized elements.
- Control of operating modes (hot, cold).
- Selection of room temperature with 0.5°C intervals.
- On-Off of the zone. System shutdown (MASTER).
- Temperature and machine speed control.
- Reading of room temperature and relative humidity of the zone.
- SLEEP function.
- Hourly programming.

SMART WIRED CONTROLS

KN-SMART-S-FI KN-SMART-S-FI



- Wired communication via BUS cable to motorized elements (see electrical diagram).
- Selection of nominal temperature with 0.5°C intervals.
- On-Off of the zone.
- Reading of room temperature and relative humidity of the zone.
- SLEEP function.

INFRARED INTERFACE

NH-CIR-INVERTER

FOR DIRECT EXPANSION MACHINES WITH INFRARED REMOTE CONTROL



- Management of CDZ functions (ON/OFF, fan speed change, temperature setpoint change with consumption optimization logic).
- Connection to the system BUS.
- Programmable from the MASTER control to communicate with various market brands (see compatibility table).


Model	
Daikin	10
Mit. Electric	6
Fujitsu	15
Toshiba	16
LG	7
Panasonic	3
Samsung	17
Carrier	0

Model	
Airwell	9
Idema	12
Hokkaido	12
Hitachi	21
Sabiana	23
Haier	29
Kaysun	12
Sanyo	8

WIRED INTERFACE

NH-CFI-CDZ

FOR DIRECT EXPANSION MACHINES WITH WIRED CONTROL



- Management of CDZ functions (ON/OFF, fan speed change, temperature setpoint change with consumption optimization logic).
- Connection to the BUS or RS485 output of the system.

Model	Code
DAIKIN RESIDENTIAL	NH-CFI-DAI1
DAIKIN VRV - SKY AIR	NH-CFI-DAI3
FUJITSU - 3 WIRES	NH-CFI-FUI1
FUJITSU - CN65	NH-CFI-FUI2
FUJITSU - BUS	NH-CFI-FUI3
HITACHI	NH-CFI-HIT
HITACHI - RAD	NH-CFI-HIT2
HISENSE	NH-CFI-HIS
LG	NH-CFI-LGE
MITSUBISHI ELEC.	NH-CFI-MIT
MITSUBISHI HEAVY	NH-CFI-MIH
MIDEA	NH-CFI-MID
PANASONIC PACI - ECOI	NH-CFI-PAN1
PANASONIC ETHEREA	NH-CFI-PAN2
SAMSUNG	NH-CFI-SAM
SAMSUNG SA2 NASA	NH-CFI-SAM2
TOSHIBA MMD-UP MINI VRV	NH-CFI-TOS
TOSHIBA	NH-CFI-TOSI

FAN-COIL INTERFACE

NH-GTP-UNI2

FOR HYDRONIC FAN-COIL WITH FAN ON/OFF OR INVERTER



- Management of FAN-COIL functions (ON/OFF, fan speed change, hot/cold valve management).
- Connection to the system BUS.
- Fan management through relay (3 speeds) or 0-10 V contact (inverter).




MOTORIZED DAMPER

NH-CO-Ø-SLAVE

- Motorized duct damper manufactured with galvanized steel sheet.
- Installations where air passage control is desired.
- Capable of being operated in parallel with another motorization (1 control manages up to 2 motors) - Ø 125, 150, 200, and 250.

NH-CO-125-SLAVE	224,90 €
NH-CO-150-SLAVE	234,90 €
NH-CO-200-SLAVE	244,90 €
NH-CO-250-SLAVE	259,90 €



DOWNLOAD PRICE UPDATE

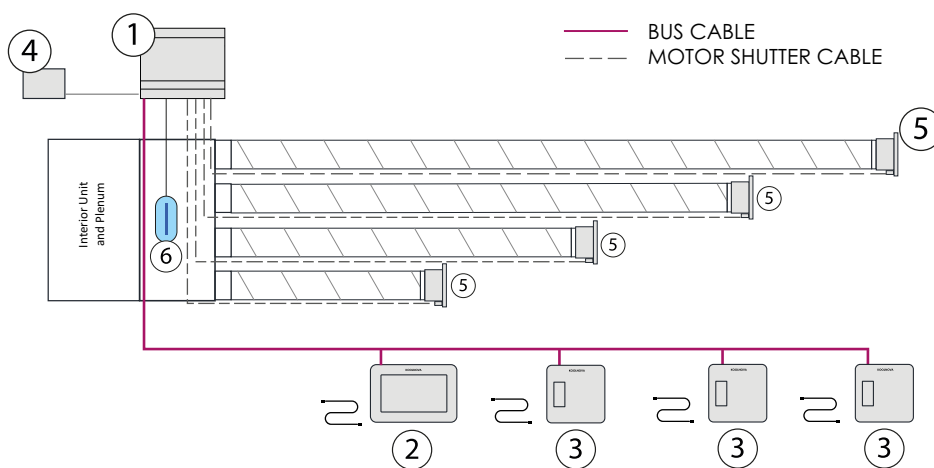
WIRED SYSTEM WITH MOTORIZED AIRDIFFUSION GRILLE

Control system for ducted air systems.

Temperature control for each zone.
COMFORT AND DESIGN FOR EXISTING
SYSTEMS.
SIMPLIFIED CONFIGURATION.



SYSTEM DIAGRAM



SYSTEM COMPOSITION

COMPONENT	IMAGE	DESCRIPTION	QTY	CODE	PRICE
1 CENTRAL UNIT		UNIVERSAL WI-FI CENTRAL UNIT	1	KN-UNI-WIFI	589,90 €
2 CONTROLS*		ETERNAL WIRED MASTER CONTROL	1	KN-ETERNAL-M-FI KB-ETERNAL-M-FI	319,90 €
		SMART WIRED SLAVE CONTROL	No of zones	KN-SMART-S-FI KB-SMART-S-FI	269,90 €
4 INTERFACES		INFRARED INTERFACE	1	NH-CIR-INVERTER	189,90 €
		WIRED INTERFACE		SEE PG. 27	369,90 €
		ADVANCED FAN-COIL INTERFACE		NH-GTP-UNI2	329,90 €
5 MOTORIZED NOZZLE		MOTORIZED NOZZLE	No of zones	SEE PG. 27	- €
BYPASS		BYPASS 200X150 - PLENUM CANALIZZATA	1	NH-BP-200X150	79,90 €
6 SANITIZATION KIT		KIT FOR SYSTEMS UP TO 7 KW	OPT.	KIT-SANI-1	380,00 €
		KIT FOR SYSTEMS FROM 7 UP TO 14 KW	OPT.	KIT-SANI-2	710,00 €

* CONTROL CHOICE (E.G: 3 zones - 1 Eternal MASTER Control + 2 Smart SLAVE Controls)

TECHNICAL DATA

CHOICE OF COMPONENTS

UNIVERSAL WI-FI CENTRAL UNIT

KN-UNI-WIFI



- Universal radio central unit configurable for system management via RADIO and WIRED interfaces, air conditioning, heating, home automation.
- Control of a maximum of 8 air zones + 8 ceiling/floor heating/cooling panels + 32 zone modules. Control of a maximum of 4 indoor units (fan coil or direct expansion, individual zones).

ETERNAL WIRED CONTROLS


KN-ETERNAL-M-FI KB-ETERNAL-M-FI



- Wired communication via BUS cable to motorized elements.
- Control of operating modes (hot, cold).
- Selection of room temperature with 0.5°C intervals.
- On-Off of the zone. System shutdown (MASTER).
- Temperature and machine speed control.
- Reading of room temperature and relative humidity of the zone.
- SLEEP function.
- Hourly programming.

SMART WIRED CONTROLS

KN-SMART-S-FI KN-SMART-S-FI



- Wired communication via BUS cable to motorized elements (see electrical diagram).
- Selection of nominal temperature with 0.5°C intervals.
- On-Off of the zone.
- Reading of room temperature and relative humidity of the zone.
- SLEEP function.

INFRARED INTERFACE

NH-CIR-INVERTER

FOR DIRECT EXPANSION MACHINES WITH INFRARED REMOTE CONTROL



- Management of CDZ functions (ON/OFF, fan speed change, temperature setpoint change with consumption optimization logic).
- Connection to the system BUS.
- Programmable from the MASTER control to communicate with various market brands (see compatibility table).


Model	
Daikin	10
Mit. Electric	6
Fujitsu	15
Toshiba	16
LG	7
Panasonic	3
Samsung	17
Carrier	0

Model	
Airwell	9
Idema	12
Hokkaido	12
Hitachi	21
Sabiana	23
Haier	29
Kaysun	12
Sanyo	8

WIRED INTERFACE

NH-CFI-CDZ

FOR DIRECT EXPANSION MACHINES WITH WIRED CONTROL



- Management of CDZ functions (ON/OFF, fan speed change, temperature setpoint change with consumption optimization logic).
- Connection to the BUS or RS485 output of the system.

Model	Code
DAIKIN RESIDENTIAL	NH-CFI-DAI1
DAIKIN VRV - SKY AIR	NH-CFI-DAI3
FUJITSU - 3 WIRES	NH-CFI-FUI1
FUJITSU - CN65	NH-CFI-FUI2
FUJITSU - BUS	NH-CFI-FUI3
HITACHI	NH-CFI-HIT
HITACHI - RAD	NH-CFI-HIT2
HISENSE	NH-CFI-HIS
LG	NH-CFI-LGE
MITSUBISHI ELEC.	NH-CFI-MIT
MITSUBISHI HEAVY	NH-CFI-MIH
MIDEA	NH-CFI-MID
PANASONIC PACI - ECOI	NH-CFI-PAN1
PANASONIC ETHEREA	NH-CFI-PAN2
SAMSUNG	NH-CFI-SAM
SAMSUNG SA2 NASA	NH-CFI-SAM2
TOSHIBA MMD-UP MINI VRV	NH-CFI-TOS
TOSHIBA	NH-CFI-TOSI

FAN-COIL INTERFACE

NH-GTP-UNI2


FOR HYDRONIC FAN-COIL WITH FAN ON/OFF OR INVERTER



- Management of FAN-COIL functions (ON/OFF, fan speed change, hot/cold valve management).
- Connection to the system BUS.
- Fan management through relay (3 speeds) or 0-10 V contact (inverter).

MOTORIZED NOZZLE

NH-ES-LXH



- Supply nozzle with double row of individually adjustable blades.
- RAL9016 white finish.
- Motorized elements exclusively communicate with radio controls.
- Available in supply + return version where the rear motorized damper only occupies half the size.
- Clip and mounting frame fixing.

NH-ES-200X100	249,90 €
NH-ES-200x150	259,90 €
NH-ES-200X200	279,90 €
NH-ES-300X100	259,90 €
NH-ES-300X150	279,90 €
NH-ES-300X200	299,90 €
NH-ES-400X100	269,90 €
NH-ES-400X150	289,90 €

NH-ES-400X200	309,90 €
NH-ES-500X100	279,90 €
NH-ES-500X150	309,90 €
NH-ES-500X200	339,90 €
NH-ES-600X100	289,90 €
NH-ES-600X150	329,90 €
NH-ES-600X200	359,90 €
NH-ES-700X100	329,90 €

BYPASS

NH-BP-200X150



- The Bypass maintains constant pressure in the duct.
- To be installed next to the supply plenum for systems with MOTORIZED AIR DIFFUSION GRILLE.



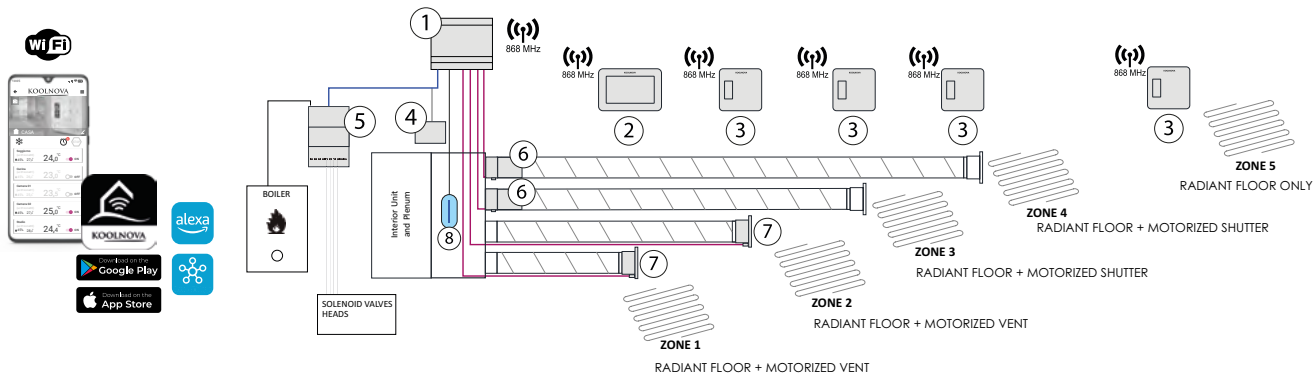
RADIO SYSTEM DAMPERS OR DUCTS WITH INTEGRATION RADIANT PANEL

Control system for ducted air systems in combination with radiant panel.

Temperature control for each zone.
COMFORT AND DESIGN FOR EXISTING SYSTEMS.
SIMPLIFIED CONFIGURATION.



SYSTEM DIAGRAM



SYSTEM COMPOSITION

COMPONENT	IMAGE	DESCRIPTION	QTY	CODE	PRICE
1 CENTRAL UNIT		UNIVERSAL WI-FI CENTRAL UNIT	1	KN-UNI-WIFI	589,90 €
2 CONTROLS*		ETERNAL MASTER RADIO CONTROL	1	KN-ETERNAL-M KB-ETERNAL-M	349,90 €
		SMART SLAVE RADIO CONTROL	N° ZONE	KN-SMART-S KB-SMART-S	299,90 €
4 INTERFACES		INFRARED INTERFACE	1	NH-CIR-INVERTER	189,90 €
		WIRED INTERFACE		SEE PG. 29	369,90 €
		ADVANCED FAN-COIL INTERFACE		NH-GTP-UNI2	329,90 €
5 RADIANT MODULE		RADIANT FLOOR MODULE	1	NH-SR-UNI	479,90 €
6 MOTORIZED DAMPER		MOTORIZED DAMPER	NO OF ZONES	SEE PG. 29	- €
7 MOTORIZED NOZZLE		MOTORIZED NOZZLE	NO OF ZONES	SEE PG. 29	- €
BYPASS		BYPASS 200X150 - DUCTED PLENUM	1	NH-BP-200X150	79,90 €
8 SANITIZATION KIT		KIT FOR SYSTEMS UP TO 7 KW	OPT.	KIT-SANI-1	380,00 €
		KIT FOR SYSTEMS FROM 7 UP TO 14 KW	OPT.	KIT-SANI-2	710,00 €

* CONTROL CHOICE EXAMPLE 5 ZONES: 3 ZONES (AIR AND RADIANT) + 2 ZONES (RADIANT ONLY) = 1 ETERNAL MASTER + 4 SMART SLAVE

TECHNICAL DATA

CHOICE OF COMPONENTS

UNIVERSAL WI-FI CENTRAL UNIT

KN-UNI-WIFI



- Universal radio central unit configurable for system management via RADIO and WIRED interfaces, air conditioning, heating, home automation.
- Control of a maximum of 8 air zones + 8 ceiling/floor heating/cooling panels + 32 zone modules. Control of a maximum of 4 indoor units (fan coil or direct expansion, individual zones).

ETERNAL RADIO CONTROLS


KN-ETERNAL-M KB-ETERNAL-M



- Radio communication without wiring (range 50 meters).
- Control of operating modes (hot, cold).
- Selection of room temperature with 0.5°C intervals.
- On-Off of the zone.
- System shutdown (MASTER).
- Control of machine temperature and speed.
- Reading room temperature and relative humidity per zone.
- SLEEP function.
- Hourly programming.
- Powered by a rechargeable lithium-ion battery with USB cable.

SMART RADIO CONTROLS

KN-SMART-S KB-SMART-S



- Radio communication without wiring (range 50 meters)
- Selection of nominal temperature with 0.5°C intervals.
- On-Off of the zone.
- Reading of room temperature and relative humidity of the zone.
- SLEEP function.
- Powered by a rechargeable lithium-ion battery with USB cable.

INFRARED INTERFACE

NH-CIR-INVERTER

FOR DIRECT EXPANSION MACHINES WITH INFRARED REMOTE CONTROL




- Management of CDZ functions (ON/OFF, fan speed change, temperature setpoint change with consumption optimization logic).
- Connection to the system BUS.
- Programmable from the MASTER control to communicate with various market brands (see compatibility table).

Model	Model
Daikin 10	Airwell 9
Mit. Electric 6	Idema 12
Fujitsu 15	Hokkaido 12
Toshiba 16	Hitachi 21
LG 7	Sabiana 23
Panasonic 3	Haier 29
Samsung 17	Kaysun 12
Carrier 0	Sanyo 8

WIRED INTERFACE

NH-CFI-CDZ

FOR DIRECT EXPANSION MACHINES WITH WIRED CONTROL



- Management of CDZ functions (ON/OFF, fan speed change, temperature setpoint change with consumption optimization logic).
- Connection to the BUS or RS485 output of the system.

Model	Code
DAIKIN RESIDENTIAL	NH-CFI-DA1
DAIKIN VRV - SKY AIR	NH-CFI-DAI3
FUJITSU - 3 WIRES	NH-CFI-FU1
FUJITSU - CN65	NH-CFI-FU2
FUJITSU - BUS	NH-CFI-FU3
HITACHI	NH-CFI-HIT
HITACHI - RAD	NH-CFI-HIT2
HISENSE	NH-CFI-HIS
LG	NH-CFI-LGE
MITSUBISHI ELEC.	NH-CFI-MIT
MITSUBISHI HEAVY	NH-CFI-MIH
MIDEA	NH-CFI-MID
PANASONIC PACI - ECOI	NH-CFI-PAN1
PANASONIC ETHEREA	NH-CFI-PAN2
SAMSUNG	NH-CFI-SAM
SAMSUNG SA2 NASA	NH-CFI-SAM2
TOSHIBA MMD-UP MINI VRV	NH-CFI-TOS
TOSHIBA	NH-CFI-TOS1

FAN-COIL INTERFACE

NH-GTP-UNI2

FOR HYDRONIC FAN-COIL WITH FAN ON/OFF OR INVERTER



- Management of FAN-COIL functions (ON/OFF, fan speed change, hot/cold valve management).
- Connection to the system BUS.
- Fan management through relay (3 speeds) or 0-10 V contact (inverter).

RADIANT FLOOR MODULE

NH-SR-UNI



- Allows management of the collector heads of the floor system through relay contacts.
- BUS connection, two non-polarized wires.
- Self-installing.




MOTORIZED DAMPER

NH-CO-Ø-SLAVE

- Motorized duct damper manufactured with galvanized steel sheet.
- Installations where air passage control is desired.
- Capable of being operated in parallel with another motorization (1 control manages up to 2 motors) - Ø 125, 150, 200, and 250.

NH-CO-125-SLAVE	224,90 €
NH-CO-150-SLAVE	234,90 €
NH-CO-200-SLAVE	244,90 €
NH-CO-250-SLAVE	259,90 €



MOTORIZED NOZZLE

NH-ES-LXH

- Supply nozzle with double row of individually adjustable blades.
- RAL9016 white finish.
- Motorized elements exclusively communicate with radio controls.
- Available in supply + return version where the rear motorized damper only occupies half the size.
- Clip and mounting frame fixing.

NH-ES-200X100	249,90 €	NH-ES-400X200	309,90 €
NH-ES-200X150	259,90 €	NH-ES-500X100	279,90 €
NH-ES-200X200	279,90 €	NH-ES-500X150	309,90 €
NH-ES-300X100	259,90 €	NH-ES-500X200	339,90 €
NH-ES-300X150	279,90 €	NH-ES-600X100	289,90 €
NH-ES-300X200	299,90 €	NH-ES-600X150	329,90 €
NH-ES-400X100	269,90 €	NH-ES-600X200	359,90 €
NH-ES-400X150	289,90 €	NH-ES-700X100	329,90 €



BYPASS

NH-BP-200X150

- The Bypass maintains constant pressure in the duct.
- To be installed next to the supply plenum for systems with MOTORIZED AIR DIFFUSION GRILLE.



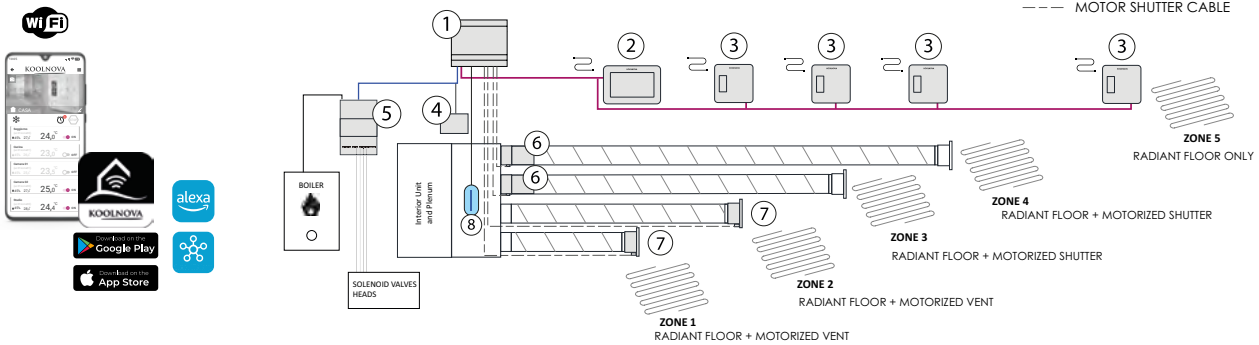
WIRED SYSTEM DAMPERS OR DUCTS WITH RADIANT PANEL INTEGRATION

Control system for ducted air systems in combination with a radiant panel.

Temperature control for each zone.
COMFORT AND DESIGN FOR EXISTING SYSTEMS.
SIMPLIFIED CONFIGURATION.



SYSTEM DIAGRAM



SYSTEM COMPOSITION

COMPONENT	IMAGE	DESCRIPTION	QTY	CODE	PRICE
1 CENTRAL UNIT		UNIVERSAL WI-FI CENTRAL UNIT	1	KN-UNI-WIFI	589,90 €
2 CONTROLS*		ETERNAL WIRED MASTER CONTROL	1	KN-ETERNAL-M-FI KB-ETERNAL-M-FI	319,90 €
		SMART SLAVE RADIO CONTROL	NO OF ZONES	KN-SMART-S-FI KB-SMART-S-FI	269,90 €
4 INTERFACES		INFRARED INTERFACE	1	NH-CIR-INVERTER	189,90 €
		WIRED INTERFACE		SEEPG. 31	369,90 €
		ADVANCED FAN-COIL INTERFACE		NH-GTP-UNI2	329,90 €
5 RADIANT MODULE		RADIANT FLOOR MODULE	1	NH-SR-UNI	479,90 €
6 MOTORIZED DAMPER		MOTORIZED DAMPER	NO OF ZONES	SEEPG. 31	- €
7 MOTORIZED NOZZLE		MOTORIZED NOZZLE	NO OF ZONES	SEEPG. 31	- €
7 BYPASS		BYPASS 200X150 - DUCTED PLENUM	1	NH-BP-200X150	79,90 €
8 SANITIZATION KIT		KIT FOR SYSTEMS UP TO 7 KW	OPT.	KIT-SANI-1	380,00 €
		KIT FOR SYSTEMS FROM 7 UP TO 14 KW	OPT.	KIT-SANI-2	710,00 €

* CONTROL CHOICE EXAMPLE 5 ZONES: 3 ZONES (AIR AND RADIANT) + 2 ZONES (RADIANT ONLY) = 1 ETERNAL MASTER + 4 SMART SLAVE

TECHNICAL DATA

CHOICE OF COMPONENTS

UNIVERSAL WI-FI CENTRAL UNIT

KN-UNI-WIFI



- Universal radio central unit configurable for system management via RADIO and WIRED interfaces, air conditioning, heating, home automation. · Control of a maximum of 8 air zones + 8 ceiling/floor heating/cooling panels + 32 zone modules. Control of a maximum of 4 indoor units (fan coil or direct expansion, individual zones).

ETERNAL WIRED CONTROLS

KN-ETERNAL-M-FI

KB-ETERNAL-M-FI




- Wired communication via BUS cable to motorized elements. · Control of operating modes (hot, cold). · Selection of room temperature with 0.5°C intervals. · On-Off of the zone. System shutdown (MASTER). · Temperature and machine speed control. · Reading of room temperature and relative humidity of the zone. · SLEEP function. · Hourly programming.

SMART WIRED CONTROLS

KN-SMART-S-FI

KN-SMART-S-FI



- Wired communication via BUS cable to motorized elements (see electrical diagram). · Selection of nominal temperature with 0.5°C intervals. · On-Off of the zone. · Reading of room temperature and relative humidity of the zone. · SLEEP function.

INFRARED INTERFACE

NH-CIR-INVERTER

FOR DIRECT EXPANSION MACHINES WITH INFRARED REMOTE CONTROL




- Management of CDZ functions (ON/OFF, fan speed change, temperature setpoint change with consumption optimization logic). · Connection to the system BUS. · Programmable from the MASTER control to communicate with various market brands (see compatibility table).

Model	Model
Daikin 10	Airwell 9
Mit. Electric 6	Idema 12
Fujitsu 15	Hokkaido 12
Toshiba 16	Hitachi 21
LG 7	Sabiana 23
Panasonic 3	Haier 29
Samsung 17	Kaysun 12
Carrier 0	Sanyo 8

WIRED INTERFACE

NH-CFI-CDZ

FOR DIRECT EXPANSION MACHINES WITH WIRED CONTROL



- Management of CDZ functions (ON/OFF, fan speed change, temperature setpoint change with consumption optimization logic). · Connection to the BUS or RS485 output of the system.

Model	Code
DAIKIN RESIDENTIAL	NH-CFI-DAI1
DAIKIN VRV - SKY AIR	NH-CFI-DAI3
FUJITSU - 3 WIRES	NH-CFI-FUI1
FUJITSU - CN65	NH-CFI-FUI2
FUJITSU - BUS	NH-CFI-FUI3
HITACHI	NH-CFI-HIT
HITACHI - RAD	NH-CFI-HIT2
HISENSE	NH-CFI-HIS
LG	NH-CFI-LGE
MITSUBISHI ELEC.	NH-CFI-MIT
MITSUBISHI HEAVY	NH-CFI-MIH
MIDEA	NH-CFI-MID
PANASONIC PACI - ECOI	NH-CFI-PAN1
PANASONIC ETHEREA	NH-CFI-PAN2
SAMSUNG	NH-CFI-SAM
SAMSUNG SA2 NASA	NH-CFI-SAM2
TOSHIBA MMD-UP MINI VRV	NH-CFI-TOS
TOSHIBA	NH-CFI-TOS1

FAN-COIL INTERFACE

NH-GTP-UNI2

FOR HYDRONIC FAN-COIL WITH FAN ON/OFF OR INVERTER



- Management of FAN-COIL functions (ON/OFF, fan speed change, hot/cold valve management). · Connection to the system BUS. · Fan management through relay (3 speeds) or 0-10 V contact (inverter).

RADIANT FLOOR MODULE

NH-SR-UNI



- Allows management of the collector heads of the floor system through relay contacts · BUS connection, two non-polarized wires. · Self-installing.




MOTORIZED DAMPER

NH-CO-Ø-SLAVE

- Motorized duct damper manufactured with galvanized steel sheet. · Installations where air passage control is desired. · Capable of being operated in parallel with another motorization (1 control manages up to 2 motors) - Ø 125, 150, 200, and 250.

NH-CO-125-SLAVE	224,90 €
NH-CO-150-SLAVE	234,90 €
NH-CO-200-SLAVE	244,90 €
NH-CO-250-SLAVE	259,90 €



MOTORIZED NOZZLE

NH-ES-LXH

- Supply nozzle with double row of individually adjustable blades. · RAL9016 white finish. · Motorized elements exclusively communicate with radio controls. · Available in supply + return version where the rear motorized damper only occupies half the size. · Clip and mounting frame fixing.

NH-ES-200X100	249,90 €	NH-ES-400X200	309,90 €
NH-ES-200X150	259,90 €	NH-ES-500X100	279,90 €
NH-ES-200X200	279,90 €	NH-ES-500X150	309,90 €
NH-ES-300X100	259,90 €	NH-ES-500X200	339,90 €
NH-ES-300X150	279,90 €	NH-ES-600X100	289,90 €
NH-ES-300X200	299,90 €	NH-ES-600X150	329,90 €
NH-ES-400X100	269,90 €	NH-ES-600X200	359,90 €
NH-ES-400X150	289,90 €	NH-ES-700X100	329,90 €



BYPASS

NH-BP-200X150

- The Bypass maintains constant pressure in the duct. · To be installed next to the supply plenum for systems with MOTORIZED AIR DIFFUSION GRILLE.

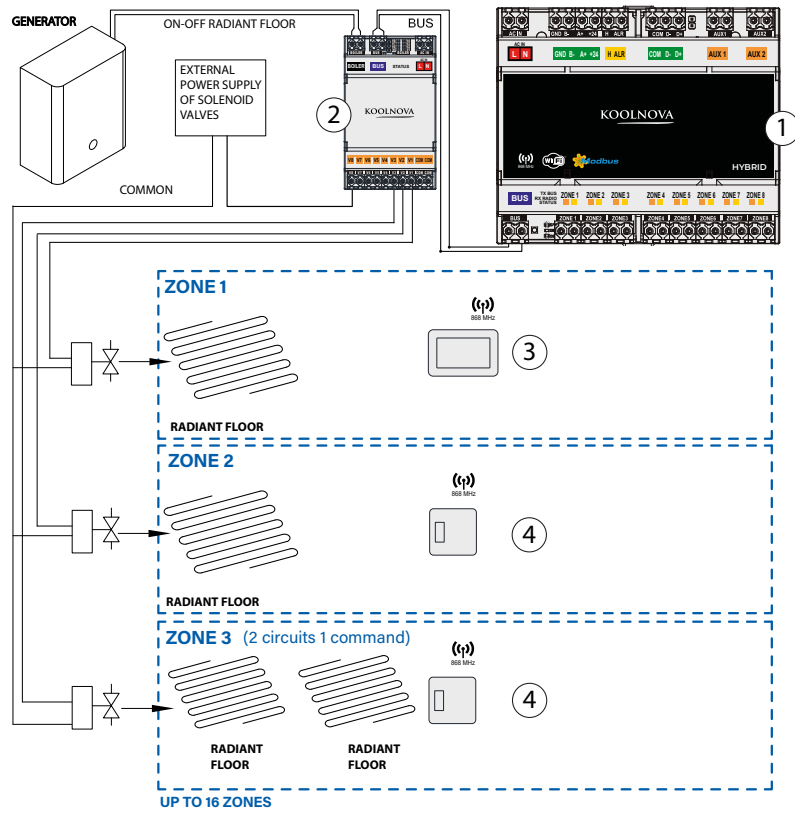


RADIO SYSTEM ON/ OFF MANAGEMENT OF COLLECTOR HEADS

Control system for radiant panel zones.

Temperature control for each zone.
COMFORT AND DESIGN FOR HEATING
CONTROL
SIMPLIFIED CONFIGURATION.

SYSTEM DIAGRAM



SYSTEM COMPOSITION

COMPONENT	IMAGE	DESCRIPTION	QTY	CODE	PRICE
① CENTRAL UNIT		UNIVERSAL WI-FI CENTRAL UNIT	1	KN-UNI-WIFI	589,90 €
② MODULE		RADIANT FLOOR MODULE	1	NH-SR-UNI	479,90 €
③ CONTROLS*		ETERNAL MASTER RADIO CONTROL	1	KN-ETERNAL-M KB-ETERNAL-M	349,90 €
		SMART SLAVE RADIO CONTROL	NO OF ZONES	KN-SMART-S KB-SMART-S	299,90 €

* CONTROL CHOICE (E.G: 3 zones - 1 Eternal MASTER Control + 2 Smart SLAVE Controls)



DOWNLOAD PRICE UPDATE

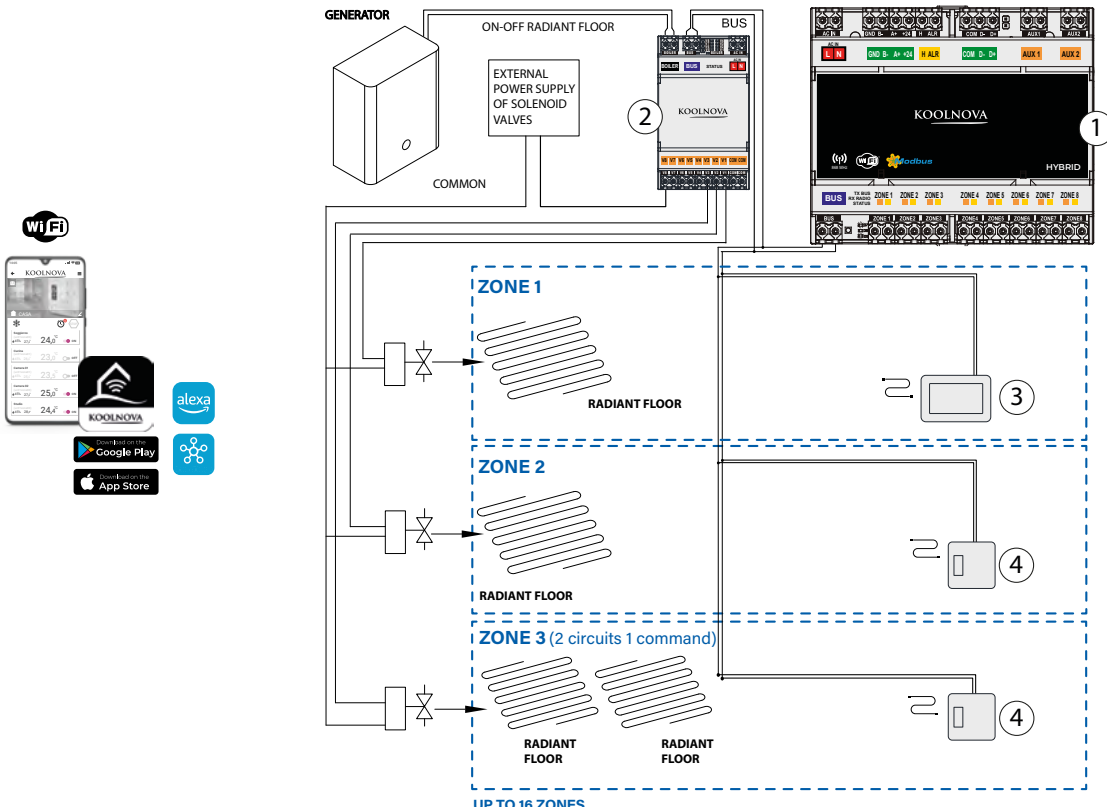
WIRED SYSTEM ON/OFF MANAGEMENT COLLECTOR HEADS

Control system for radiant panel zones.

Temperature control for each zone.
COMFORT AND DESIGN FOR HEATING
CONTROL
SIMPLIFIED CONFIGURATION.



SYSTEM DIAGRAM



SYSTEM COMPOSITION

COMPONENT	IMAGE	DESCRIPTION	QTY	CODE	PRICE
① CENTRAL UNIT		UNIVERSAL WI-FI CENTRAL UNIT	1	KN-UNI-WIFI	589,90 €
② MODULE		FROM 1 TO 8 ZONES - RADIANT MODULE	1	NH-SR-UNI	479,90 €
③ CONTROLS*		ETERNAL WIRED CENTRALIZER	1	KN-ETERNAL-M-FI KB-ETERNAL-M-FI	319,90 €
		SMART WIRED CONTROL	NUMBER OF ZONES	KN-SMART-S-FI KB-SMART-S-FI	269,90 €

*CONTROL CHOICE (E.G: 3 zones - 1 Eternal MASTER Control + 2 Smart SLAVE Controls)

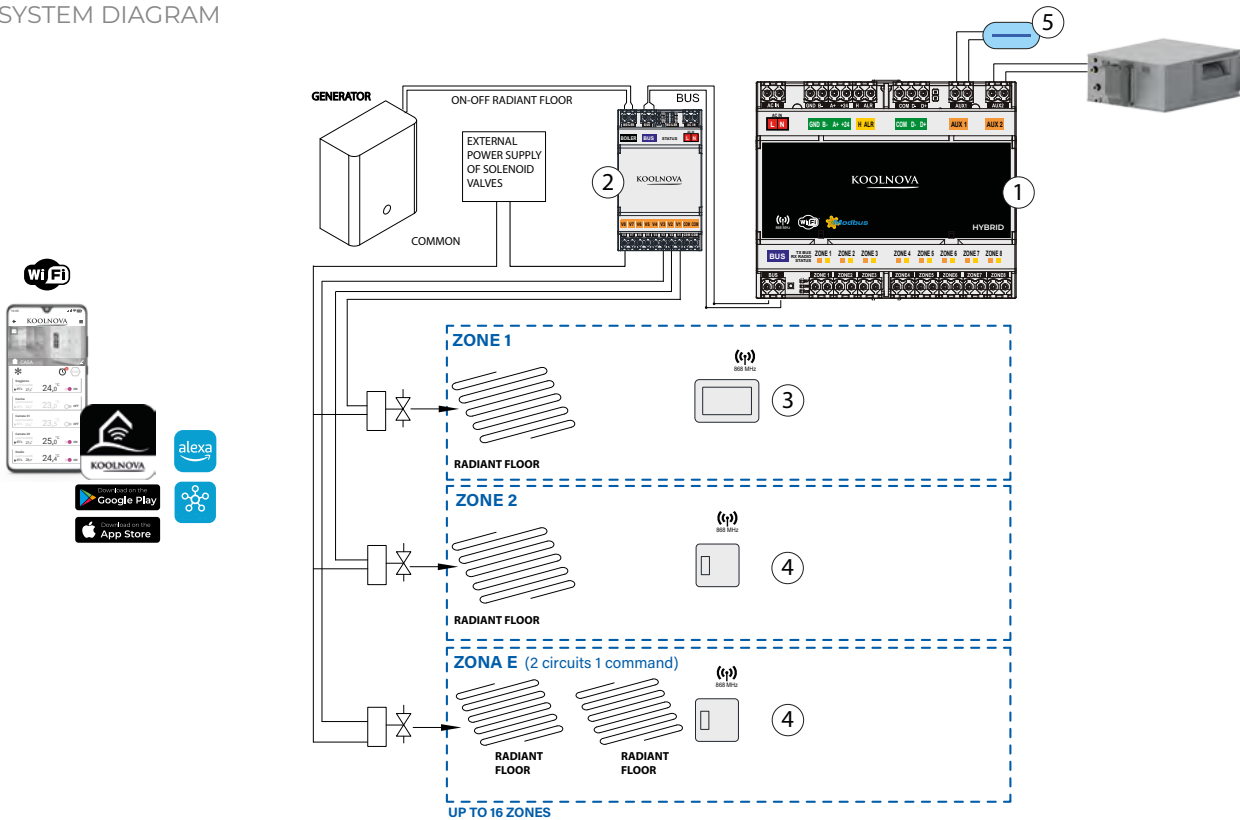


RADIO SYSTEM ON/OFF MANAGEMENT COLLECTOR HEADS + DEHUMIDIFICATION CONTROL

Control system for radiant panel zones and dehumidifier management.
Temperature and humidity control for each zone.
COMFORT AND DESIGN FOR EXISTING SYSTEMS.
SIMPLIFIED CONFIGURATION.



SYSTEM DIAGRAM



SYSTEM COMPOSITION

COMPONENT	IMAGE	DESCRIPTION	QTY	CODE	PRICE
① CENTRAL UNIT		UNIVERSAL WI-FI CENTRAL UNIT	1	KN-UNI-WIFI	589,90 €
② MODULE		RADIANT FLOOR MODULE	1	NH-SR-UNI	479,90 €
③ CONTROLS*		ETERNAL MASTER RADIO CONTROL	1	KN-ETERNAL-M KB-ETERNAL-M	349,90 €
		SMART SLAVE RADIO CONTROL	NUMBER OF ZONES	KN-SMART-S KB-SMART-S	299,90 €
⑤ SANITIZATION KIT FOR DEHUMIDIFIER		KIT FOR SYSTEMS UP TO 7 KW	OPT.	KIT-SANI-1	380,00 €
		KIT FOR SYSTEMS FROM 7 UP TO 14 KW	OPT.	KIT-SANI-2	710,00 €

* CONTROL CHOICE (E.G: 3 zones - 1 Eternal MASTER Control + 2 Smart SLAVE Controls)

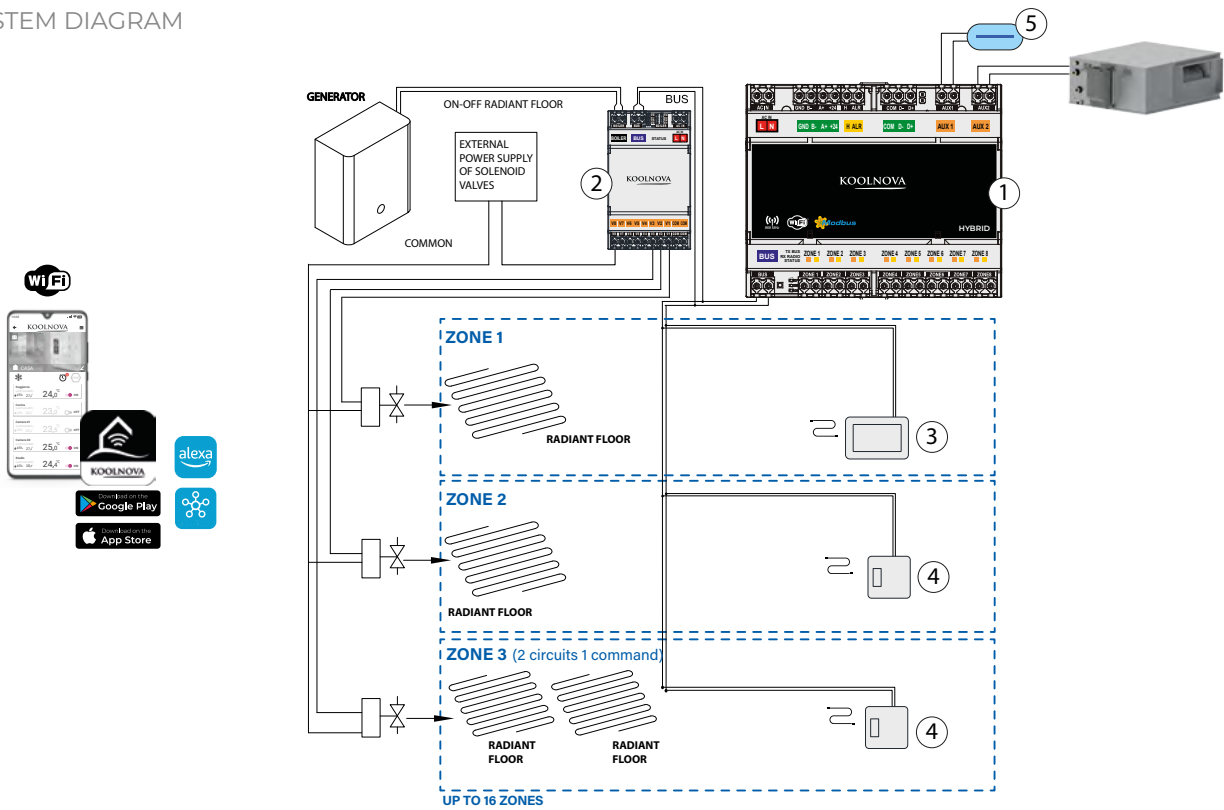


WIRED SYSTEM ON/OFF MANAGEMENT COLLECTOR HEADS + DEHUMIDIFICATION CONTROL

Control system for radiant panel zones and dehumidifier management. Temperature and humidity control for each zone. COMFORT AND DESIGN FOR EXISTING SYSTEMS. SIMPLIFIED CONFIGURATION.



SYSTEM DIAGRAM



SYSTEM COMPOSITION

COMPONENT	IMAGE	DESCRIPTION	QTY	CODE	PRICE
① CENTRAL UNIT		UNIVERSAL WI-FI CENTRAL UNIT	1	KN-UNI-WIFI	589,90 €
② MODULE		RADIANT FLOOR MODULE	1	NH-SR-UNI	479,90 €
③ CONTROLS*		ETERNAL WIRED CENTRALIZER	1	KN-ETERNAL-M-FI KB-ETERNAL-M-FI	349,90 €
		SMART WIRED CONTROL	NO OF ZONES	KN-SMART-S-FI KB-SMART-S-FI	299,90 €
⑤ SANITIZATION KIT FOR DEHUMIDIFIER		KIT FOR SYSTEMS UP TO 7 KW	OPT.	KIT-SANI-1	380,00 €
		KIT FOR SYSTEMS FROM 7 UP TO 14 KW	OPT.	KIT-SANI-2	710,00 €

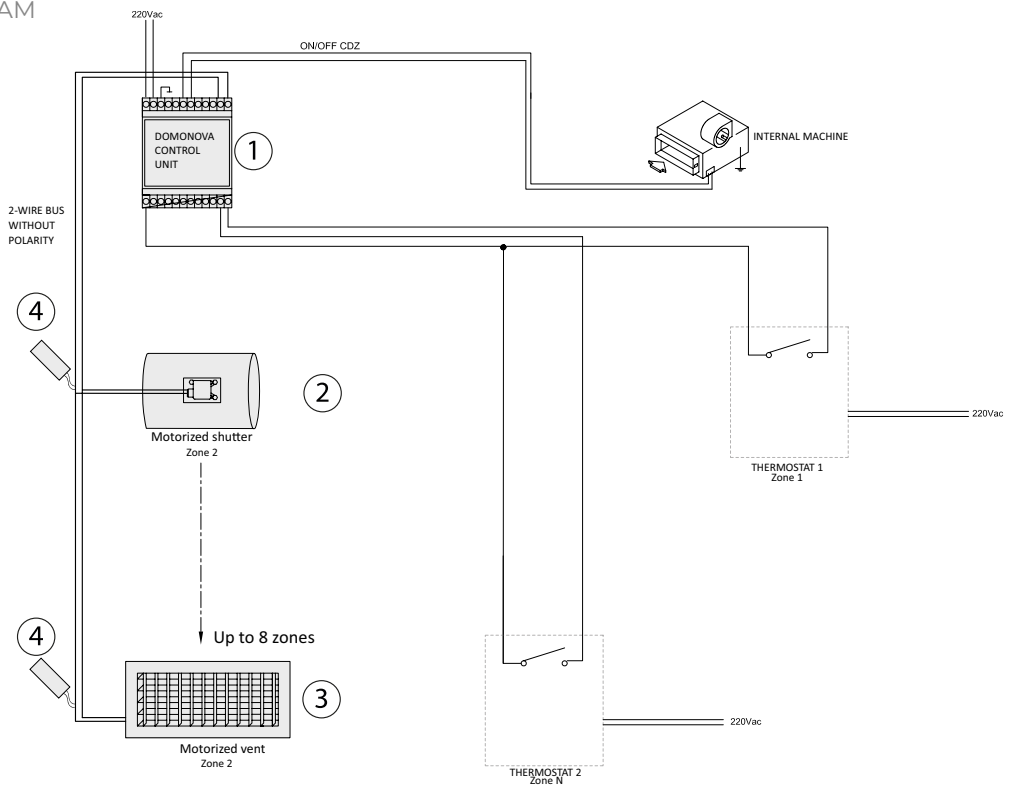
* CONTROL CHOICE (E.G: 3 zones - 1 ETERNAL MASTER Control + 2 Smart SLAVE Controls)



DAMPERS OR MOTORIZED AIR DIFFUSION GRILLE MANAGEMENT BY EXTERNAL HOME AUTOMATION

The opening and closing of MOTORIZED DAMPERS or DUCTS will be managed by thermostats present in the home automation system.

SYSTEM DIAGRAM



SYSTEM COMPOSITION

COMPONENT	IMAGE	DESCRIPTION	QTY	CODE	PRICE
① HOME AUTOMATION UNIT		HOME AUTOMATION UNIT	1	NH-DO	409,90 €
② MOTORIZED DAMPER		MOTORIZED DAMPER	NUMBER OF ZONES	SEE PG. 37	- €
③ MOTORIZED NOZZLE		MOTORIZED NOZZLE	NUMBER OF ZONES	SEE PG. 37	- €
BYPASS		BYPASS 200X150 - PLENUM CANALIZZATA	1	NH-BP-200X150	79,90 €
④ ELECTRONICS		HOME AUTOMATION ELECTRONICS FOR MOTORIZED ELEMENT	NUMBER OF ZONES	SEE PG. 37	- €

TECHNICAL DATA


CHOICE OF COMPONENTS

HOME UNIT NH-DO



Description see page. 49

HOME ELECTRONICS NH-ELE-DOMO-...



MODEL	CODE	PRICE
MOTORIZED ELEMENT. 1	NH-ELE-DOMO-00	119,90 €
MOTORIZED ELEMENT. 2	NH-ELE-DOMO-01	
MOTORIZED ELEMENT. 3	NH-ELE-DOMO-02	
MOTORIZED ELEMENT. 4	NH-ELE-DOMO-03	
MOTORIZED ELEMENT. 5	NH-ELE-DOMO-04	
MOTORIZED ELEMENT. 6	NH-ELE-DOMO-05	
MOTORIZED ELEMENT. 7	NH-ELE-DOMO-06	
MOTORIZED ELEMENT. 8	NH-ELE-DOMO-07	
MOTORIZED ELEMENT. 9	NH-ELE-DOMO-08	

EXAMPLE CHOICE OF COMPONENTS System with 5 zones with 3 circular dampers and 2 motorized air diffusion grille

CODE LIST

Quantity	Code
1	NH-DO
2	NH-CO-150-SLAVE
1	NH-CO-200-SLAVE
2	NH-ES-300X150
1	NH-ELE-DOMO-00
1	NH-ELE-DOMO-01
1	NH-ELE-DOMO-02
1	NH-ELE-DOMO-03
1	NH-ELE-DOMO-04




Different electronic coding for each motorized element.



MOTORIZED DAMPER NH-CO-Ø-SLAVE

· Motorized duct damper manufactured with galvanized steel sheet. · Installations where air passage control is desired. · Capable of being operated in parallel with another motorization (1 control manages up to 2 motors) - Ø 125, 150, 200, and 250.

NH-CO-125-SLAVE	224,90 €
NH-CO-150-SLAVE	234,90 €
NH-CO-200-SLAVE	244,90 €
NH-CO-250-SLAVE	259,90 €



MOTORIZED NOZZLE NH-ES-LXH

· Supply nozzle with double row of individually adjustable blades. · RAL9016 white finish. · Motorized elements exclusively communicate with radio controls. · Available in supply + return version where the rear motorized damper only occupies half the size. · Clip and mounting frame fixing.

NH-ES-200X100	249,90 €	NH-ES-400X200	309,90 €
NH-ES-200x150	259,90 €	NH-ES-500X100	279,90 €
NH-ES-200X200	279,90 €	NH-ES-500X150	309,90 €
NH-ES-300X100	259,90 €	NH-ES-500X200	339,90 €
NH-ES-300X150	279,90 €	NH-ES-600X100	289,90 €
NH-ES-300X200	299,90 €	NH-ES-600X150	329,90 €
NH-ES-400X100	269,90 €	NH-ES-600X200	359,90 €
NH-ES-400x150	289,90 €	NH-ES-700X100	329,90 €



BYPASS NH-BP-200X150

· The Bypass maintains constant pressure in the duct. · To be installed next to the supply plenum for systems with MOTORIZED AIR DIFFUSION GRILLE.

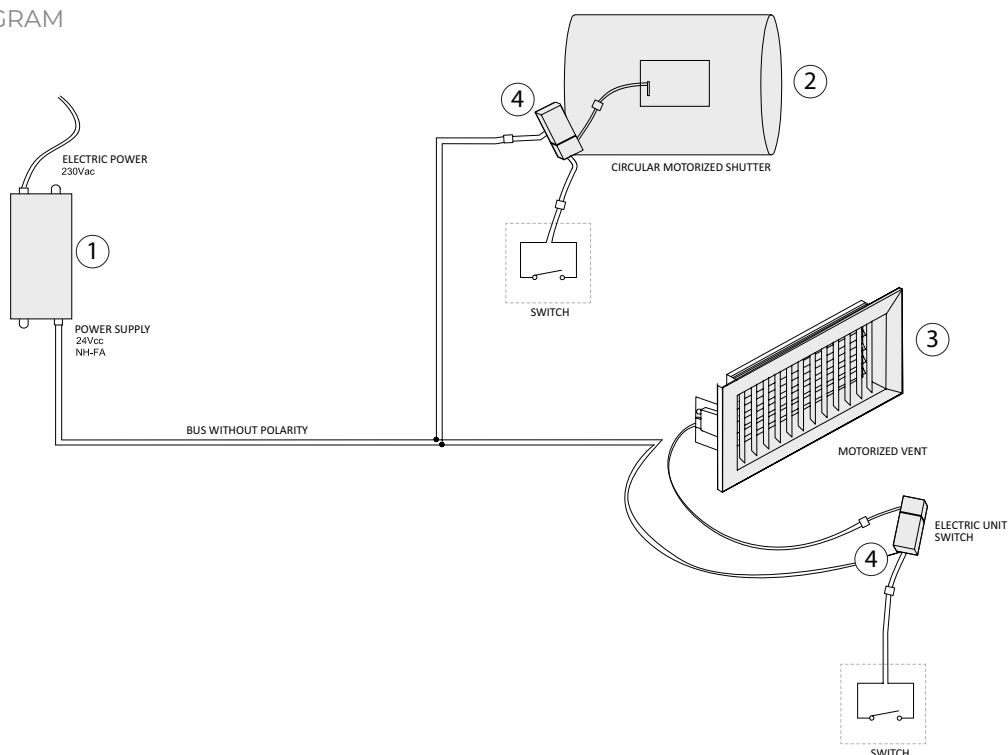


DOWNLOAD PRICE UPDATE

DAMPERS OR MOTORIZED DUCTS OPERATED BY ON/OFF SWITCH

The opening and closing of MOTORIZED DAMPERS or DUCTS will be managed by activating the switches connected to them.

SYSTEM DIAGRAM



SYSTEM COMPOSITION

COMPONENT	IMAGE	DESCRIPTION	QTY	CODE	PRICE
① TRANSFORMER		BUS POWER SUPPLY 6 ELEMENTS	1	NH-FA	64,90€
② MOTORIZED DAMPER		MOTORIZED DAMPER	NUMBER OF ZONES	SEE PG. 39	- €
③ MOTORIZED NOZZLE		MOTORIZED NOZZLE	NUMBER OF ZONES	SEE PG. 39	- €
BYPASS		BYPASS 200X150 - DUCTED PLENUM	1	NH-BP-200X150	79,90 €
④ ELECTRONICS		ELECTRONICS SWITCH	NUMBER OF ZONES	NH-ELE-INT	119,90 €

TECHNICAL DATA

CHOICE OF COMPONENTS

POWER SUPPLY

NH-FA



Description see pg. 49

ELECTRONICS INT*

NH-ELE-INT



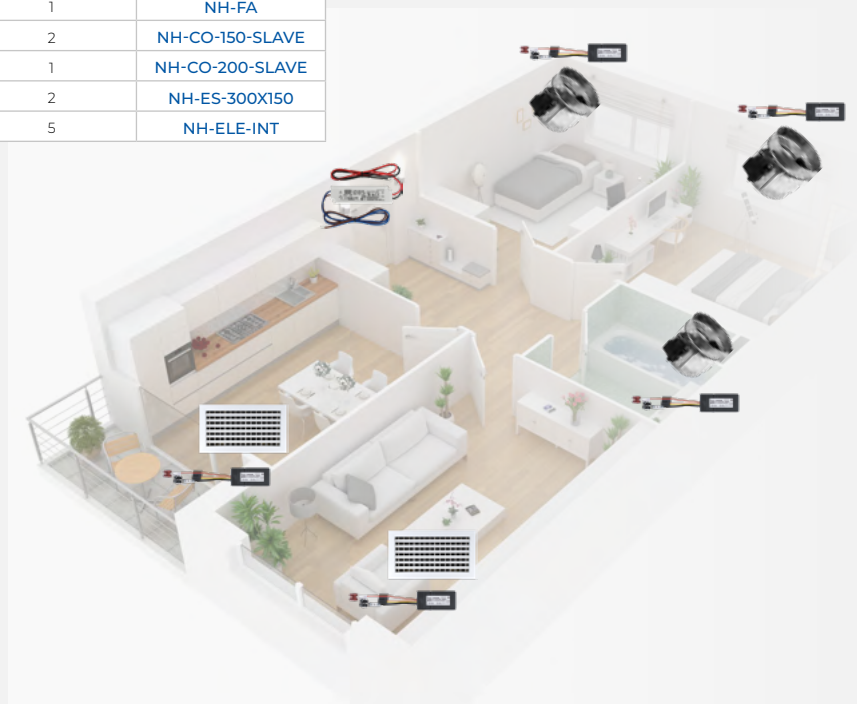
MODEL	CODE
Electronics switch	NH-ELE-INT

EXAMPLE CHOICE OF COMPONENTS

System with 5 zones with 3 circular dampers and 2 motorized air diffusion grille

CODE LIST

Quantity	Code
1	NH-FA
2	NH-CO-150-SLAVE
1	NH-CO-200-SLAVE
2	NH-ES-300X150
5	NH-ELE-INT

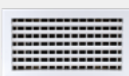


MOTORIZED DAMPER

NH-CO-Ø-SLAVE

· Motorized duct damper manufactured with galvanized steel sheet. · Installations where air passage control is desired. · Capable of being operated in parallel with another motorization (1 control manages up to 2 motors) - Ø 125, 150, 200, and 250.

NH-CO-125-SLAVE	224,90 €
NH-CO-150-SLAVE	234,90 €
NH-CO-200-SLAVE	244,90 €
NH-CO-250-SLAVE	259,90 €



MOTORIZED NOZZLE

NH-ES-LXH

· Supply nozzle with double row of individually adjustable blades. · RAL9016 white finish. · Motorized elements exclusively communicate with radio controls. · Available in supply + return version where the rear motorized damper only occupies half the size. · Clip and mounting frame fixing.

NH-ES-200X100	249,90 €	NH-ES-400X200	309,90 €
NH-ES-200X150	259,90 €	NH-ES-500X100	279,90 €
NH-ES-200X200	279,90 €	NH-ES-500X150	309,90 €
NH-ES-300X100	259,90 €	NH-ES-500X200	339,90 €
NH-ES-300X150	279,90 €	NH-ES-600X100	289,90 €
NH-ES-300X200	299,90 €	NH-ES-600X150	329,90 €
NH-ES-400X100	269,90 €	NH-ES-600X200	359,90 €
NH-ES-400X150	289,90 €	NH-ES-700X100	329,90 €



BYPASS

NH-BP-200X150

· The Bypass maintains constant pressure in the duct. · To be installed next to the supply plenum for systems with MOTORIZED AIR DIFFUSION GRILLE.



UNIVERSAL CENTRAL UNIT

DESCRIPTION CODE	CODE	PRICE
UNIVERSAL CENTRAL UNIT:	KN-UNI-WIFI	589,90 €



DESCRIPTION

UNIVERSAL central unit for total control of air conditioning, heating, and home automation systems (lights, blinds, alarm); for energy saving with the aid of radio and/or wired thermo-hygrometric controls.

Includes Wi-Fi module for managing all functions via application (APP KOOLNOVA or WEB SERVER) which allows remote monitoring and management of air-conditioned premises.

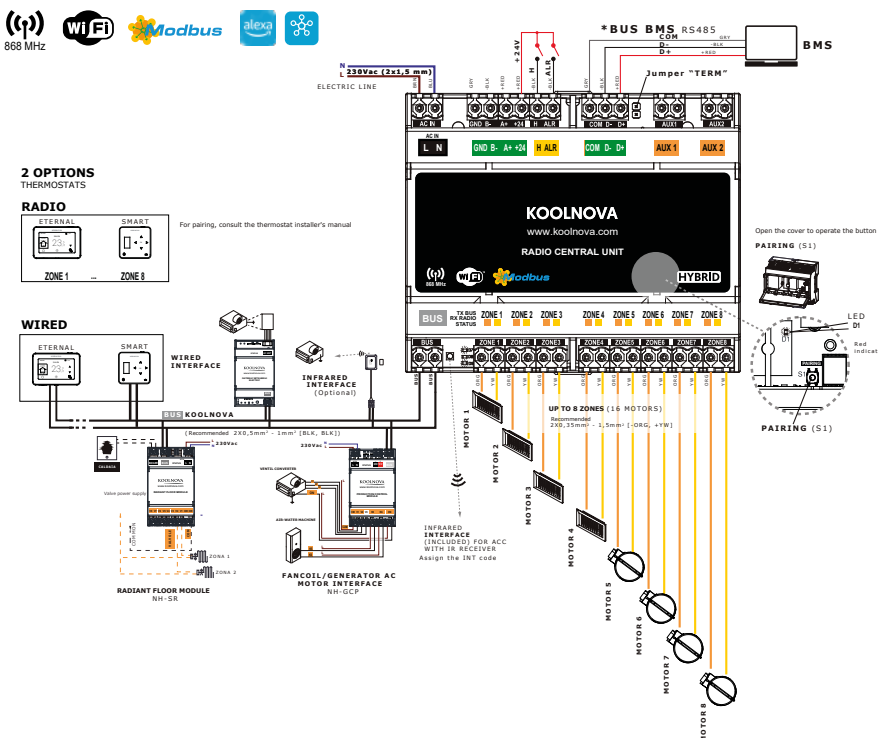
Compatible with Android, IOS, and Windows platforms.

FEATURES

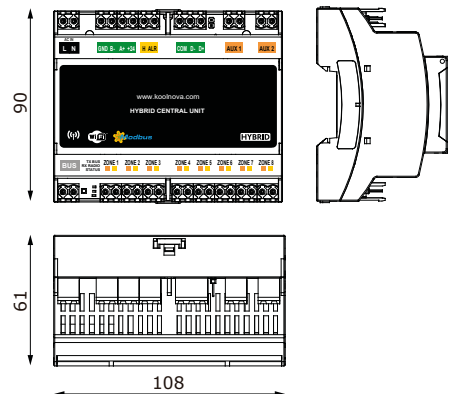
- Control of a maximum of 8 air zones + 8 ceiling/floor heating/cooling panels + 32 zone modules (100-MDZ000).
- Control of a maximum of 4 indoor units (fan coil or direct expansion, individual zones) via cable or IR gateway.
- Connection with WIRED or RADIO thermostats for control and management of the base parameters of the indoor unit (setpoint temperature, operating mode, fan speed...) for a maximum of 8 zones and 16 motorizations (2 max per zone).
- KOOLNOVA BUS output.
- Machine efficiency management programmable (EFI command).
- BMS management.
- ECO mode.
- Antifreeze function.
- IP20 protection rating.

SYSTEM SCHEME*

*Request the complete electrical diagram



DIMENSIONS





FAN-COIL INTERFACE

DESCRIPTION CODE	CODE	PRICE
FAN-COIL INTERFACE:	NH-GTP-UNI2	329,90 €

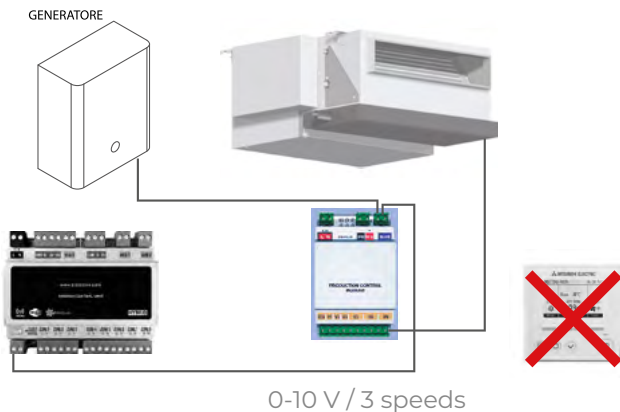
DESCRIPTION

This device allows you to control both the stop/start as well as the change of operating mode (cold/hot) of the installation, in addition to the speeds of the fan-coil (0-10V output available). Configurable as production control and fan-coil control. The same module with 4 connection possibilities.

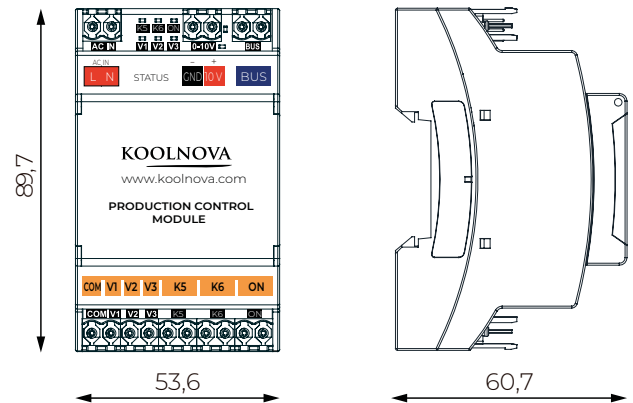
FEATURES

- KOOLNOVA BUS connection input.
- Two non-polarized wires.
- Isolated relay output for ON/OFF control of the fan-coil.
- Isolated relay output for production control of the system.
- Isolated relay output for 3-speed control.
- 0-10V output for fan-coil speeds.
- Machine selection (AC) via Switches.
- Control of the operating mode (cold/hot).
- Operating indicator LEDs.
- Power supply: 230 V~ 50/60Hz.
- Supply voltage: 90-264 Vac.
- Frequency range: 47-63 HZ.
- Max power: 3,5W.
- Class II.
- Weight: 139 g.

SYSTEM DIAGRAM



DIMENSIONS





DOWNLOAD PRICE UPDATE

WIRED INTERFACE

DESCRIPTION CODE	CODE	PRICE
WIRED INTERFACE:	NH-CFI-... *	369,90 €

*Complete the code with the reference table

DESCRIPTION

Device that allows communication between the KOOLNOVA system and the air conditioning system. It has a specific algorithm to achieve maximum energy efficiency by maximizing the inverter systems.

Allows you to configure the working conditions of the air conditioning system based on the real demand of the system. Cable communication.

FEATURES

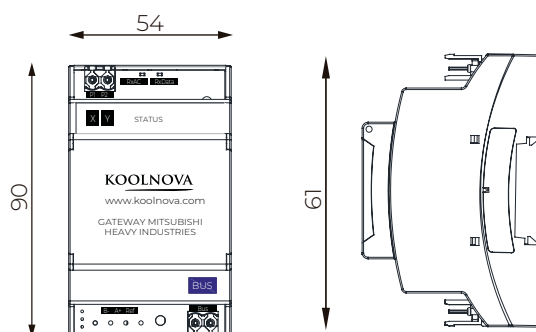

- Connection with CLIMA KOOLNOVA BUS (two non-polarized wires) with bus consumption < 170mW.
- Power supply from the interface and connection to the machine via two wires X, Y.
- Selection of machines 3 or 4 speeds via switch under cover (S3).
- Up to 4 INTERFACES per control unit selectable via switches under cover.
- V.BUS: 24V.
- P.BUS max.: 170mW.
- V. Machine (AC UNIT): 17V.
- P.Machine max.: 600mW.
- Class II.
- Weight: 80 g.

Model	Code	Model	Code *
Daikin residenziale	NH-CFI-DAI1	Toshiba	NH-CFI-TOS1
Daikin VRV - SKY AIR	NH-CFI-DAI3	Hitachi	NH-CFI-HIT
Mitsubishi	NH-CFI-MIT	Hisense	NH-CFI-HIS
Mitsubishi HEAVY	NH-CFI-MIH	LG	NH-CFI-LGE
Samsung	NH-CFI-SAM	Midea	NH-CFI-MID
Samsung SA2 NASA	NH-CFI-SAM2	Panasonic PACI ECOI	NH-CFI-PAN1
Fujitsu 3 fili	NH-CFI-FUI1	Panasonic ETHEREA	NH-CFI-PAN2
Fujitsu CN6S	NH-CFI-FUI2	Gree (for machine wired controls that require connection on H1 and H2)	interface not needed
Toshiba MMD-UP mini VRV	NH-CFI-TOS		

* For GREE machines, testing is required.

DIMENSIONS

SYSTEM DIAGRAM



INFRARED INTERFACE



DESCRIPTION CODE	CODE	PRICE
INFRARED INTERFACE:	NH-CIR-INVERTER	189,90 €

DESCRIPTION

Infrared interface that allows communication between the KOOLNOVA system and the air conditioning system. It has a specific algorithm to achieve maximum energy efficiency by maximizing inverter systems. Allows you to configure the working conditions of the air conditioning system to the real demand of the installation.

FEATURES

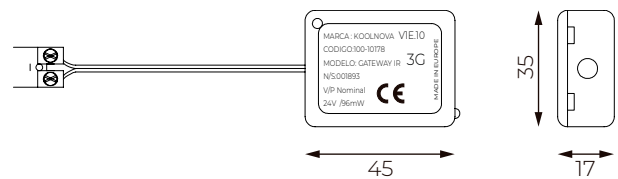
- Connection to the system BUS.
- SELF-POWERED. No external power source required.
- Programming via remote control.
- Complete automatic control of the machine functions: ON/OFF, hot/cold switching, fan speed change depending on the number of open ducts, temperature set point.
- Weight 5 g.
- N.B.= the indoor unit with an infrared receiver is required.

Model		Model	
Daikin	10	Airwell	9
Mit. Electric	6	Idema	12
Fujitsu	15	Hokkaido	12
Toshiba	16	Hitachi	21
LG	7	Sabiana	23
Panasonic	3	Haier	29
Samsung	17	Kaysun	12
Carrier	0	Sanyo	8

* For GREE machines, purchase receiver separately.
For other models, request the technical manual.

DIMENSIONS

SYSTEM DIAGRAM





ETERNAL RADIO CONTROL

DESCRIPTION CODE	CODE	PRICE
BLACK RADIO MASTER:	KN-ETERNAL-M	349,90 €
WHITE RADIO MASTER:	KB-ETERNAL-M	349,90 €

DESCRIPTION

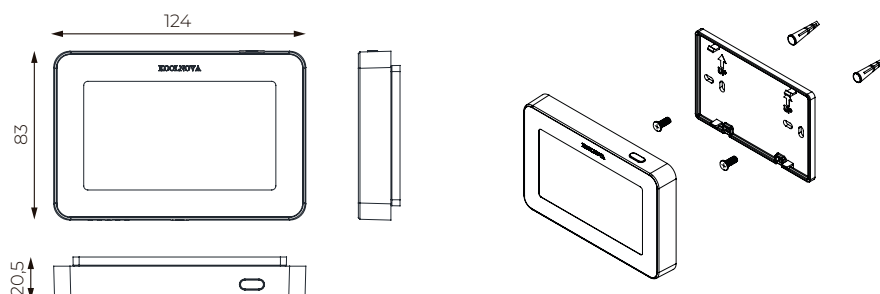
Graphical interface with a 4.3" screen and metallic color and glass finishes.
Radio communication.
Powered by a rechargeable lithium-ion battery.
Includes the base for mounting and a Micro USB to USB cable for charging.

FEATURES

- Surface mounting (incl. support base for wall installation).
- Selection of nominal temperature. Intervals of 0.5°C. Zone On-Off and system shutdown.
- Operating modes (cold/hot/floor heating and combined cycles) and system efficiency.
- Reading room temperature and relative humidity of the zone.
- Management of the temperature and speed of the machine thanks to the communication interface.
- SLEEP function and hourly programming.
- 6 languages (Spanish, Italian, English, French, Portuguese, German).
- Antifreeze protection function.
- Device power supply: 5V, 500mA (min.).
- Maximum open space range: 50 m.
- Type of probe: IC.
- Weight: 180 g.

DIMENSIONS

DIMENSIONS IN MM WITH SUPPORT INCLUDED



SMART RADIO CONTROL



DESCRIPTION CODE	CODE	PRICE
BLACK RADIO SLAVE:	KN-SMART-S	299,90 €
WHITE RADIO SLAVE:	KB-SMART-S	299,90 €

DESCRIPTION

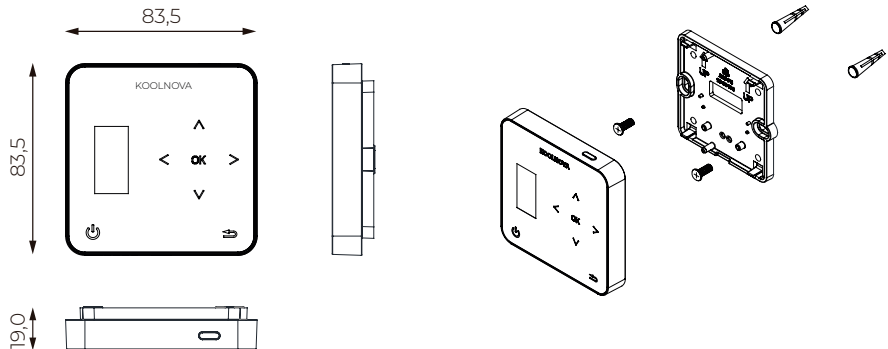
1.3" OLED screen and backlit capacitive keys with metallic color finishes.
Radio communication.
Powered battery rechargeable lithium-ion.
Includes a bracket for surface mounting and a Micro USB to USB cable for charging.

FEATURES

- Selection of nominal temperature. Intervals of 0.5°C. Zone On-Off.
- Control of the temperature and speed of the indoor unit.
- Reading room temperature and % relative humidity of the zone.
- SLEEP function.
- 6 languages (Spanish, Italian, English, French, Portuguese, German).
- Adjustable brightness of the backlit capacitive buttons.
- Antifreeze protection function.
- Device load: 5V, 500mA (min.).
- Reading and display accuracy: ± 0.5 °C.
- Maximum open space range: 50 m.
- Type of probe: IC.
- Weight: 110 g.

DIMENSIONS

DIMENSIONS IN MM INCLUDES SUPPORT





WIRED ETERNAL CONTROL

DESCRIPTION CODE	CODE	PRICE
BLACK WIRED MASTER:	KN-ETERNAL-M-FI	319,90 €
WHITE WIRED MASTER:	KB-ETERNAL-M-FI	319,90 €

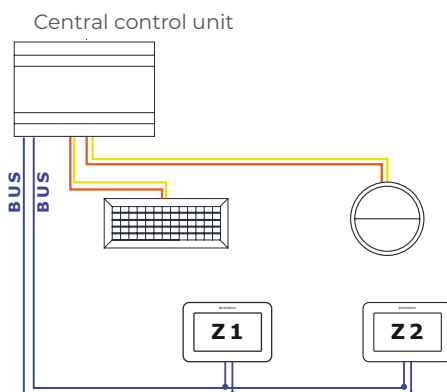
DESCRIPTION

Graphic interface with a 4.3" capacitive screen with metallic color finishes. Wired communication, two non-polarized BUS KOOLNOVA wires. Self-powered, no external power supply required.

FEATURES

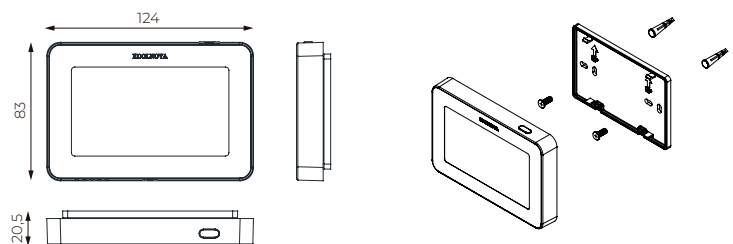
- Selection of nominal temperature.
- Intervals of 0.5°C. Zone On-Off.
- Complete system shutdown.
- Setting of the operating mode and thermal efficiency of the indoor unit.
- Reading room temperature and % relative humidity of the zone.
- SLEEP function and hourly programming.
- Access and remote control to other zones of the system.
- 6 languages (Spanish, Italian, English, French, Portuguese, German).
- Window contact.
- ECO mode to reduce the building's energy consumption.
- Maximum consumption: 50mA.
- Reading and display accuracy: ± 0.5 °C.
- Type of probe: IC.
- Weight: 200 g.

WIRING DIAGRAM



DIMENSIONS

DIMENSIONS IN MM WITH SUPPORT INCLUDED





SMART WIRED CONTROL

DESCRIPTION CODE	CODE	PRICE
BLACK WIRED SLAVE:	KN-SMART-S-FI	269,90 €
WHITE WIRED SLAVE:	KB-SMART-S-FI	269,90 €

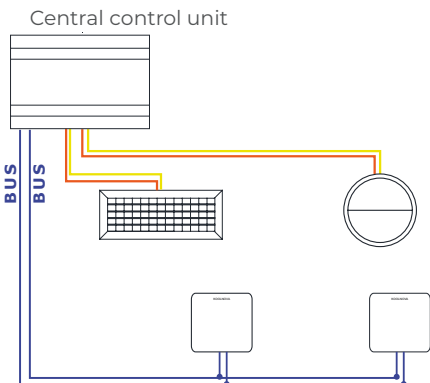
DESCRIPTION

1.3" OLED screen and backlit capacitive keys with metallic color finishes.
Powered by a two-wire non-polarized BUS.

FEATURES

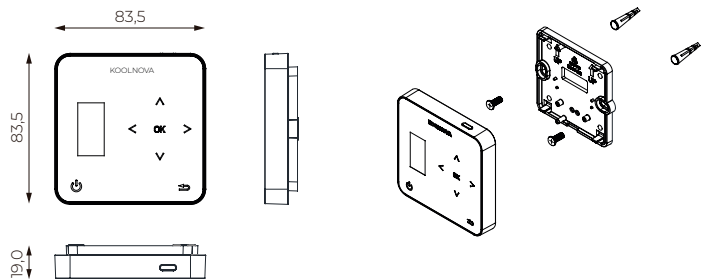
- Selection of nominal temperature. Intervals of 0.5°C. Zone On-Off.
- Control of the temperature and speed of the indoor unit.
- Reading room temperature and % relative humidity of the zone.
- SLEEP function.
- 6 languages (Spanish, Italian, English, French, Portuguese, German).
- Adjustable brightness of the backlit capacitive buttons.
- Antifreeze protection function.
- Window contact.
- Weight: 110 g.

WIRING DIAGRAM



DIMENSIONS

DIMENSIONS IN MM INCLUDES SUPPORT





RADIANT FLOOR MODULE

DESCRIPTION CODE	CODE	PRICE
RADIANT MODULE:	NH-SR-UNI	479,90 €

DESCRIPTION

Radiant floor module for managing installations with radiant flooring or radiators. Self-installs, no programming required. In a three-module DIN rail box. Control up to 16 zones (8+8) with the same control unit.

FEATURES

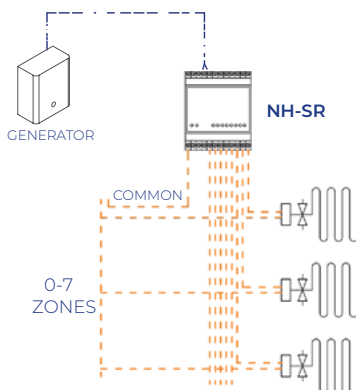
- Two-wire non-polarized Bus connection input.
- Plug. Self-installing. No programming required.
- Isolated relay output for the control of 8 solenoid valves.
- Selection of the orientation of the solenoid valves V1-V8 (8 zones).
- Expandable to 16 zones by adding another module.
- Isolated relay output for ON/OFF boiler control with N.A/N.C C.
- LED status indicators.
- Three-module housing on DIN rail.
- External power supply 230Vac.
- Max power: 3,5W
- Class II.
- Weight: 147 g.

UP TO 8 ZONES

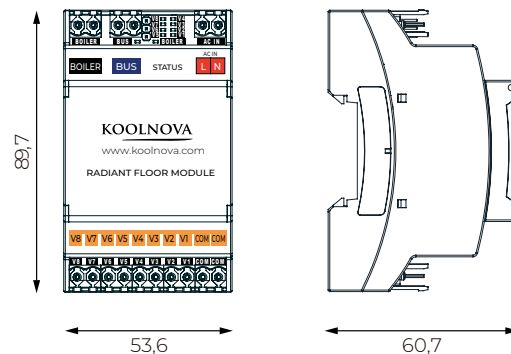
FROM 8 TO 16 ZONES




SYSTEM DIAGRAM



DIMENSIONS





HOME AUTOMATION UNIT


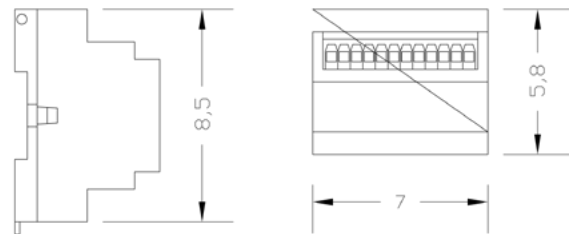
DESCRIPTION CODE	CODE	PRICE
HOME AUTOMATION UNIT:	NH-DO	409,90 €

DESCRIPTION

The NH-DO module allows control of each of its motorized diffusion elements through an external device that can be a standard thermostat or a home automation system. Control of the different motorized elements can occur in 2 ways:

- with a standard thermostat with relay output compatible with the zone contact of the Koolnova control unit.
- with a home automation control unit that through actuators will connect to all the different motorized elements.

DIMENSIONS



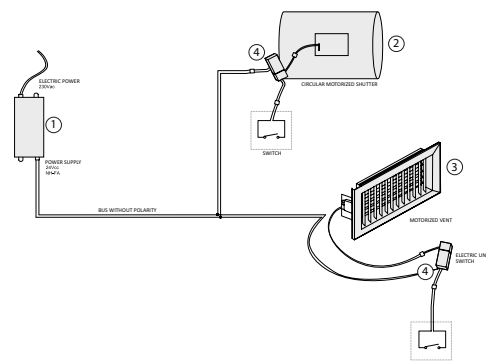
BUS POWER SUPPLY

DESCRIPTION CODE	CODE	PRICE
BUS POWER SUPPLY:	NH-FA	64,90 €

DESCRIPTION

NH-FA is a STANDALONE control system, which allows the management of the opening and closing of the motorized diffuser through the activation of a switch or button available at any electrical store. Dimensions: 118 x 35 x 26 mm. Does not control the temperature.

SYSTEM DIAGRAM





HOME AUTOMATION MODULE

DESCRIPTION CODE	CODE	PRICE
HOME AUTOMATION MODULE:	KN-MDZ	699,90 €

DESCRIPTION

Control unit that allows the standard Koolnova system to implement basic home automation for the control of blinds, windows, and alarms.

ModBus RTU device on RS485 that does not require address configuration, is auto-assigned by the system.

Clear and complete status indication through the illuminated front panel.

As with all ModBus installations, certified RS485 cables are required as well as for the termination resistances of the BUS.

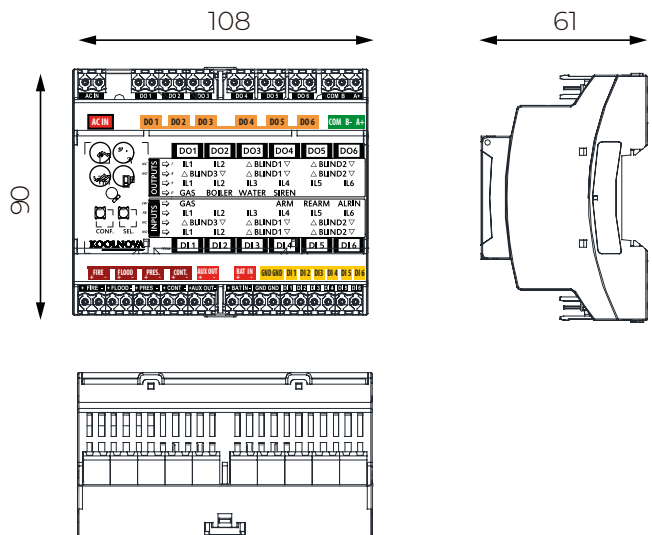
System management only via KOOLNOVA CLIMA app.



FEATURES

- 6 digital inputs at very low voltage (SELV), configurable NC/NO; switch/button.
- Maximum distance from the actuator 40 m.
- 6 digital outputs (DO) as dry contact SPST 220V/7A, generic loads and capacitive loads up to 51A peak. NC/NO configurable.
- Different configurations:
 - General (lighting and blinds)
 - Lighting
 - Blinds
 - Technical alarms.

DIMENSIONS



COMFORT, PROTEZIONE E CONTROLLO

Modbus

Configurazione 1: **GENERALE**

Configurazione 2: **ILLUMINAZIONE**

Configurazione 3: **PERSIANE**

Configurazione 4: **ALLARMI TECNICI**
[uso consigliato della batteria*]



MOTORIZED DAMPER

DESCRIPTION CODE	CODE	EXAMPLE
DAMPER:	NH-CO-Ø-SLAVE	Ex. NH-CO-150-SLAVE
VMC DAMPER:	NH-CO-Ø-SLAVE-VMC	Ex. NH-CO-150-SLAVE-VMC

DESCRIPTION

Circular supply motorized damper with built-in electric motor.
Equipped with a manual pin for end-of-travel lock, in five steps (30°,45°,60°,75°, and full opening), for air flow adjustment.

FEATURES

- Damper manufactured with galvanized steel sheet.
- On-board electronic unit.
- **External thermal insulation.**
- **PIN FOR END-OF-TRAVEL ADJUSTMENT OPENING AND CLOSING DAMPER.**
- Weight: 1,5 Kg (Ø200).

- **Double inlet damper for managing CDZ + VMC supply.**
- VMC damper exclusively compatible with plenum PLM-VMC.

STANDARD DAMPER



DIAMETER	CODE	PRICE
125	NH-CO-125-SLAVE	224,90 €
150	NH-CO-150-SLAVE	234,90 €
200	NH-CO-200-SLAVE	244,90 €
250	NH-CO-250-SLAVE	259,90 €

TECHNICAL DATA

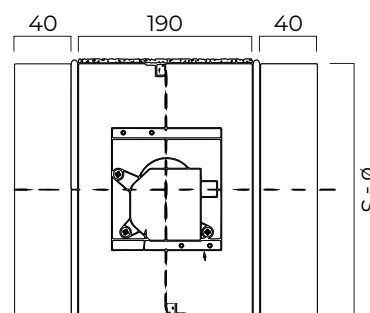
DIAMETER (mm)	Flow m³/h	LENGTH (mm)
125	188-640	190
150	235-800	
200	370-1375	250
250	188-640	


VMC DAMPER



DIAMETER	CODE	PRICE
200	NH-CO-200-SLAVE-VMC	289,90 €

DIMENSIONS





MOTORIZED NOZZLE

DESCRIPTION CODE	CODE	EXAMPLE
NOZZLE:	NH-ES-LXH	Ex. NH-ES-400X150

DESCRIPTION

Supply nozzle with a double row of individually adjustable blades. Equipped with a rear motorized damper with horizontal blades.

FEATURES

- Ducts painted white RAL9016.
- Available in anodized aluminium.
- Fixing with clips and mounting frame.
- Available in supply + return version where the rear motorized damper only occupies half the size.

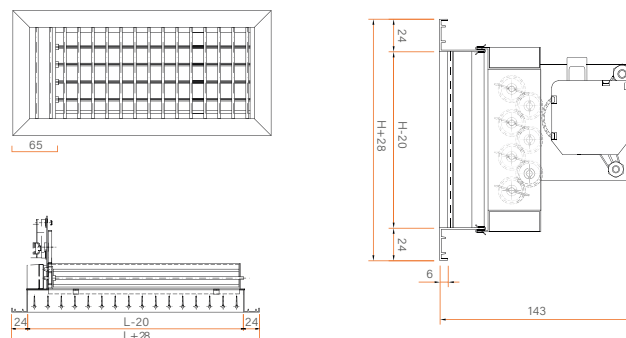
LENGTH	HEIGHT					
	h 100	PRICE	h 150	PRICE	h 200	PRICE
200	NH-ES-200X100*	249,90 €	NH-ES-200X150*	259,90 €	NH-ES-200X200	279,90 €
300	NH-ES-300X100*	259,90 €	NH-ES-300X150	279,90 €	NH-ES-300X200*	299,90 €
400	NH-ES-400X100	269,90 €	NH-ES-400X150	289,90 €	NH-ES-400X200*	309,90 €
500	NH-ES-500X100*	279,90 €	NH-ES-500X150*	309,90 €	NH-ES-500X200	339,90 €
600	NH-ES-600X100	289,90 €	NH-ES-600X150*	329,90 €	NH-ES-600X200*	359,90 €
700	NH-ES-700X100*	329,90 €	NH-ES-700X150*	359,90 €	NH-ES-700X200*	399,90 €
800	NH-ES-800X100*	339,90 €	NH-ES-800X150*	379,90 €	NH-ES-800X200*	419,90 €
900	NH-ES-900X100*	359,90 €	NH-ES-900X150*	389,90 €	NH-ES-900X200*	429,90 €
1000	NH-ES-1000X100*	379,90 €	NH-ES-1000X150*	409,90 €	NH-ES-1000X200*	449,90 €

*available on order

TECHNICAL DATA

Lxh (mm)	Flow rate (2 m/s) m³/h		
	h 100	h 150	h 200
200	135	175	270
300	200	275	350
400	250	350	450
500	300	475	600
600	350	500	700
700	450	650	850
800	500	700	900
900	540	855	1080
1000	600	950	1200

DIMENSIONS





MOTORIZED ELEMENTS

DESCRIPTION CODE	CODE	EXAMPLE
DAMPER:	NH-CRLXH-CA3G	Ex. NH-CR40X15-CA3G

DESCRIPTION

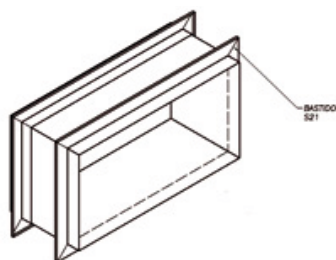
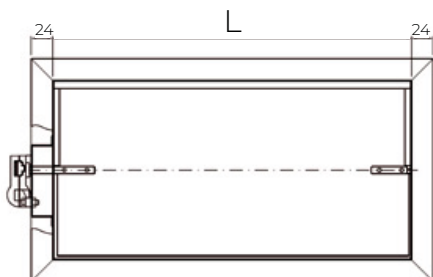
Motorized rectangular damper, useful for installations where you want to control the passage of air inside the duct.
In galvanized steel sheet.
Length from 200 to 700 mm.
Height from 100 to 300 mm.

FEATURES

- Can be operated by radio or wired controls.
- Can be implemented in the radio and wired system with standard motorized dampers or ducts.

LENGTH	HEIGHT									
	h 100	PRICE	h 150	PRICE	h 200	PRICE	h 250	PRICE	h 300	PRICE
200	NH-CR20X10-CA3G	279,90 €	NH-CR20X15-CA3G	289,90 €	NH-CR20X20-CA3G	299,90 €	NH-CR20X25-CA3G	309,90 €	NH-CR20X30-CA3G	319,90 €
250	NH-CR25X10-CA3G	279,90 €	NH-CR25X15-CA3G	289,90 €	NH-CR25X20-CA3G	299,90 €	NH-CR25X25-CA3G	309,90 €	NH-CR25X30-CA3G	319,90 €
300	NH-CR30X10-CA3G	279,90 €	NH-CR30X15-CA3G	289,90 €	NH-CR30X20-CA3G	299,90 €	NH-CR30X25-CA3G	309,90 €	NH-CR30X30-CA3G	319,90 €
350	NH-CR35X10-CA3G	289,90 €	NH-CR35X15-CA3G	299,90 €	NH-CR35X20-CA3G	309,90 €	NH-CR35X25-CA3G	319,90 €	NH-CR35X30-CA3G	329,90 €
400	NH-CR40X10-CA3G	289,90 €	NH-CR40X15-CA3G	299,90 €	NH-CR40X20-CA3G	309,90 €	NH-CR40X25-CA3G	319,90 €	NH-CR40X30-CA3G	329,90 €
450	NH-CR45X10-CA3G	299,90 €	NH-CR45X15-CA3G	309,90 €	NH-CR45X20-CA3G	319,90 €	NH-CR45X25-CA3G	329,90 €	NH-CR45X30-CA3G	339,90 €
500	NH-CR50X10-CA3G	299,90 €	NH-CR50X15-CA3G	309,90 €	NH-CR50X20-CA3G	319,90 €	NH-CR50X25-CA3G	329,90 €	NH-CR50X30-CA3G	339,90 €
600	NH-CR60X10-CA3G	309,90 €	NH-CR60X15-CA3G	319,90 €	NH-CR60X20-CA3G	329,90 €	NH-CR60X25-CA3G	339,90 €	NH-CR60X30-CA3G	349,90 €
700	NH-CR70X10-CA3G	309,90 €	NH-CR70X15-CA3G	319,90 €	NH-CR70X20-CA3G	329,00 €	NH-CR70X25-CA3G	339,90 €	NH-CR70X30-CA3G	349,90 €

DIMENSIONS





DOWNLOAD PRICE UPDATE

DESCRIPTION

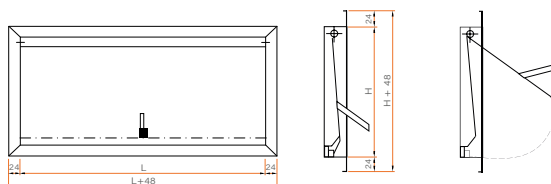
Overpressure damper with a counterweight in galvanized steel. It is advisable to install a BYPASS 200X150 - DUCTED PLENUM, so that, when a motorized element is closed, it adjusts, restoring optimal pressure in the system.

The curve of movement of the counterweights has been carefully studied so that the force to be applied for its operation is always the same, regardless of its degree of opening.

RECTANGULAR BY-PASS

DESCRIPTION CODE	CODE	EXAMPLE
BYPASS:	NH-BP-LXH	Ex. NH-BP-200X150

DIMENSIONS AND TECHNICAL DATA



Length	Height	Area	Flow m ³ /h	Speed m/s	PRICE
200	150	0.03	400	3.7	79,90 €
300	150	0.045	650	4.0	80,90 €
300	200	0.06	850	3.9	89,90 €
400	150	0.06	850	3.9	89,90 €
400	200	0.08	1100	3.8	94,90 €



DOWNLOAD PRICE UPDATE

DESCRIPTION

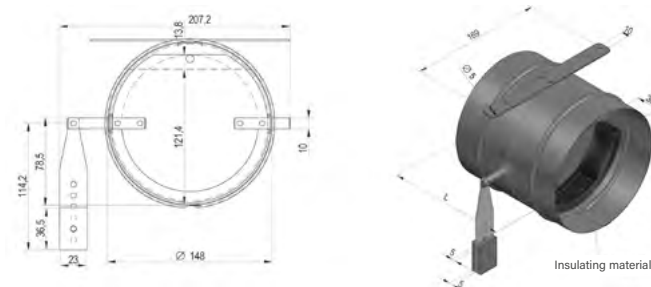
Overpressure damper with a counterweight in galvanized steel. It is advisable to install a BYPASS 200X150 - DUCTED PLENUM, so that, when a motorized element is closed, it adjusts, restoring optimal pressure in the system.

To be mounted to a circular duct. Insulated damper with end stop. Ceiling mounting bracket.

CIRCULAR BY-PASS

DESCRIPTION CODE	CODE	EXAMPLE
CIRCULAR DAMPER:	NH-BI-Ø	Ex. NH-BI-200

DIMENSIONS AND TECHNICAL DATA



Length	Ø	Flow m ³ /h	Speed m/s	PRICE
160	160	245	3.7	104,90 €
200	200	390	3.6	114,90 €



DOWNLOAD PRICE UPDATE

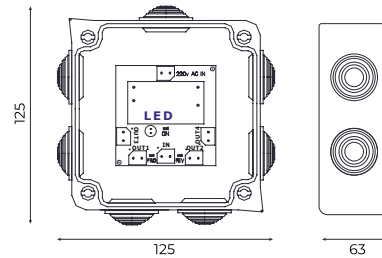
EXPANSION CONTROL UNIT

DESCRIPTION CODE	CODE	PRICE
EXPANSION CONTROL UNIT:	NH-UAM	389,90 €

DESCRIPTION

The motorization amplification unit allows control of up to 4 additional motors. Powered directly from the electrical network 220 Vac, includes an LED that indicates the status of the unit.

DIMENSIONS AND TECHNICAL DATA



DOWNLOAD PRICE UPDATE

ENERGY METER

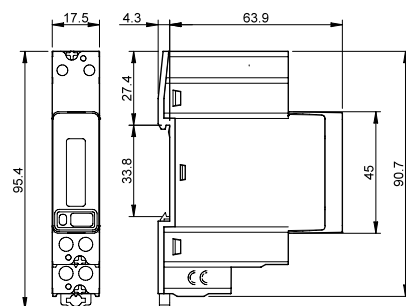
DESCRIPTION CODE	CODE	PRICE
ENERGY METER:	NH-METER	229,90 €


DESCRIPTION

Single-phase bidirectional energy meter with LCD display and multifunction and MID certified. S0 pulse output, equipped with an IR communication port. NFC technology allows reading the measured energy even in the absence of voltage and programming and customizing the meter via smartphone (APP FINDER NFC). Nominal current 5A (40 A maximum). Single-phase 230 V AC 50/60 Hz.

Note: consumption control is done through the external FINDER NFC app.

DIMENSIONS AND TECHNICAL DATA





SANITIZATION KIT

DESCRIPTION CODE	CODE	PRICE
SANITIZATION KIT:	KIT-SANI-1	380,00 €



DESCRIPTION

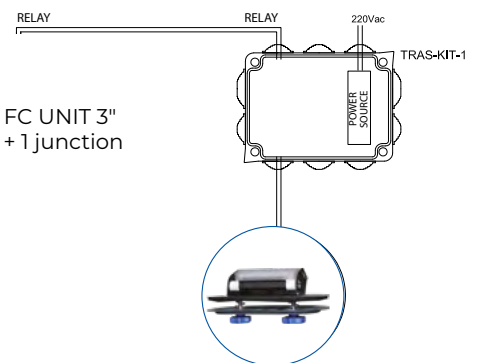
Pre-wired kit ideal for simple and rapid installation inside the air supply plenum. The kit consists of the FC UNIT 3" device pre-assembled on a metal inspection hatch that allows rapid installation in plenums and ducts. The pre-wired junction box allows rapid connection of the UV lamp and electrical power. The junction box is also equipped with a cable for the ON/OFF contact of the lamp.

FEATURES



- For systems up to 7 kW.
- Module dimensions (WxHxD): 126 x 79 x 50 mm


Code. KIT-SANI-1			PRICE each.
Code	COMPONENT	QUANTITY	
DF09960	MODULE FC UNIT	1	290,00 €
HATCH	HATCH	1	40,00 €
TRANSF-KIT-1	TRANSFORMER CASE	1	50,00 €

WIRING DIAGRAM



KIT SANI 1: 1 FC UNIT 3" with 1 hatch + 1 junction box





SANITIZATION KIT

DESCRIPTION CODE	CODE	PRICE
SANITIZATION KIT:	KIT-SANI-2	710,00 €



DESCRIPTION

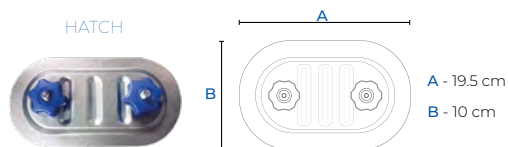
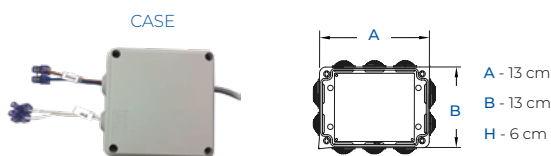

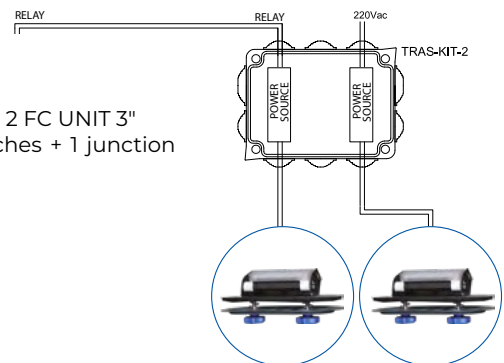
Pre-wired kit ideal for simple and rapid installation inside the air supply plenum. The kit consists of the FC UNIT 3" device pre-assembled on a metal inspection hatch that allows rapid installation in plenums and ducts. The pre-wired junction box allows rapid connection of the UV lamp and electrical power. The junction box is also equipped with a cable for the ON/OFF contact of the lamp.

FEATURES

- For systems from 7 up to 14 kW.
- Module dimensions (WxHxD): 126 x 79 x 50 mm

Code. KIT-SANI-2			PRICE each.
Code	COMPONENT	QUANTITY	
DF09960	MODULE FC UNIT	2	290,00 €
HATCH	HATCH	2	40,00 €
TRANSF-KIT-2	TRANSFORMER CASE	1	50,00 €

WIRING DIAGRAM





A STRONG CORPORATE ORIENTATION TOWARDS QUALITY AND COMPLETENESS IN AERAILIC DISTRIBUTION

This extensive range of products and components for air distribution aims, thanks to proper design, at comfort, hygiene, health, and safety of confined environments and finds application in many sectors: industrial, commercial, or civil.

Each segment of the distribution has a specific purpose and must be designed and realized with appropriate precautions, especially attention must be paid to the materials used in relation to the type and positioning of the distributions.

Moreover, a significant aspect in the strategy of air distribution is the positioning of the supply and extraction ducts that must be able to ensure considerable uniformity of air renewal and exchange as well as the treatments necessary to guarantee thermo-hygrometric comfort. In both residential and commercial and industrial applications, the importance of air distribution is increasing because its realization, starting from quality components designed to be combined together into a single system, is a key factor for the realization of an efficient, healthy, and maintainable air system.

AIR CONTROL, in addition to classic sheet metal ducts and aeraulic components, produces pre-insulated ducts and components, built using sandwich panels in expanded polyurethane.

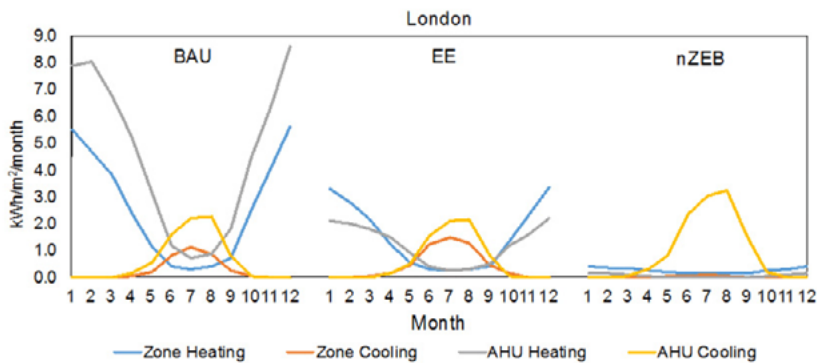
The reduced weight, estimated to be about eight times less than a traditional sheet metal system, allows for significant advantages in terms of compliance with regulations related to workplace safety and the seismic resistance of modern structures. The construction of the duct begins with the plotting of individual components on a computer. The pieces are then cut by automatic machines and bent

if necessary to obtain the different special pieces and finally joined following a process of gluing, pressing, and taping. Once the various pieces of the aeraulic system are obtained, they can be easily joined using special flanges. Based on an executive project, Air Control offers all the components to be able to realize any type of aeraulic distribution by producing and supplying everything from the duct to the diffuser, from the heat recovery system to the air treatment unit to the Dust Free air sanitization systems capable of guaranteeing active sanitization of the ducts themselves and the environments.

AIR CONTROL AND THE CARE FOR THE COMPLETE PACKAGE OFFER OF AERAULIC CIRCUIT COMPONENTS

Ventilation and air treatment with AHU will play an increasingly crucial role due to the objectives of energy efficiency improvement of buildings, which will involve substantial changes in the relationship between thermal loads and the amount of air to be renewed with an impact (also) in the conformation of the AHU and the air distribution systems themselves.

As can be qualitatively appreciated from the diagram below [1], the importance of AHU in both high-energy efficiency (EE) buildings and nZEB buildings is growing a lot, compared to traditional buildings of the past (BAU – Buildings As Usual) with low energy efficiency criteria.



For example, in the field of summer air conditioning, due to the general trend of increasing renewal rates and lower winter loads due to the very low dispersion of the building envelope, in terms of consumption, a greater weight of the AHU Cooling item is clearly evident, which also depends on the efficiency of the aeraulic distribution.

It thus becomes evident that in such a context, having available a complete range of aeraulic distribution elements, sized together with Air Control and meticulously prepared, site by site, item by item, is a very important value for the Client who must install and manage increasingly complex systems in ever more hectic construction sites in terms of time and progress management.

[1] Research "Energy performance analysis of an office building in three climate zones: Monthly zone and AHU heating and cooling demand simulation for Office Building" edited by Elsevier B.V. a company of the Reed-Elsevier group, one of the world's largest scientific publishers.



GENERIC PLENUM



PLENUM DOOR NOZZLE



PIPES




GRILLES



DIFFUSERS

The specificity of Air Control's residential aeraulic distribution range is to offer the Customer all the necessary parts to create the complete air system through "a single specialized professional supplier"



AIR DUCTS

SPIRAL TUBE AND FITTINGS

DIFFUSERS

REGULATION

FILTRATION AND SILENCERS

FIRE PROTECTION

The specificity of the Air Control commercial aeraulic distribution range is to offer customers excellent products and unparalleled post-sales support, as it is unique "site by site."

NEW



DOWNLOAD PRICE UPDATE

DOWNLOAD COMPLETE PRICE LIST



CALCULATE THE DIMENSIONS OF THE SUPPLY PLENUM



DUCTED PLENUM

DESCRIPTION CODE	CODE	EXAMPLE
SUPPLY PLENUM:	PLM-CDZ*	Ex. PLM-FBA60-71
CLOSED SUPPLY PLENUM:	PLM-C-CDZ*	Ex. PLM-C-FBA60-71
SPECIAL SUPPLY PLENUM:	PLM-SPECIAL*	
SANI1 SUPPLY PLENUM KIT:	PLM-CDZ-KS1*	
SANI2 SUPPLY PLENUM KIT:	PLM-CDZ-KS2*	
SUPPLY PLENUM WITH VMC SEPARATOR:	PLM-VMC**	
RETURN PLENUM:	PLR-CDZ*	Ex. PLR-FBA60-71
SPECIAL RETURN PLENUM:	PLR-SPECIAL*	

For closed plenums see code CANOTTO pg. 80

* When ordering, the generic code can be used indicating the machine model and number of connections.

** Generic code indicated for VMC dampers. When ordering specify the machine model and the number of connections.

DESCRIPTION

Plenums for air conditioners, dehumidifiers, duct fan coils, and ventilating units. Complete with collars for connection to flexible ducts. Complete with flange for ceiling or machine edge mounting.

FEATURES

- Material: rigid expanded polyurethane panel and aluminium sheet, black color.
- Height: 250 or 270 mm depending on the size of the machine's supply flange (CDZ).
- Depth: 340 or 360 mm depending on the size of the machine's supply flange (CDZ), calculated considering the current sheet metal ducts.
- Length: supply flange + 100 mm
N.B.= the length may vary depending on the number of ducts.
- Flammability class (caps): V0 FLAME RETARDANT (according to UL94).

ON REQUEST

Different sizes to standard.
ALL MODELS NOT LISTED IN THE TABLE.
POSSIBILITY TO CUSTOMIZE PLENUMS.

ACCESSORIES

Filter support on return plenum.



Possibility to supply with SANITIZATION SYSTEM
PLM-CDZ-KS1 / PLM-CDZ-KS2 (recommended)

UNIT

SYSTEM UP TO 7 KW

Code. KIT-SANI-1

Code	COMPONENT	QUANTITY
DF09960	MODULE FC UNIT	1
HATCH	HATCH	1
TRANSF-KIT-1	TRANSFORMER CASE	1

SYSTEM FROM 7 UP TO 14 KW

Code. KIT-SANI-2

Code	COMPONENT	QUANTITY
DF09960	MODULE FC UNIT	2
HATCH	HATCH	2
TRANSF-KIT-2	TRANSFORMER CASE	1



ATTENTION: The table does not include all brands and models of machines on the market.
Download the complete plenum machine price list.

DAIKIN 			
SUPPLY CODE	PRICE	RETURN CODE	PRICE
PLM-FBA35-50		PLR-FBA35-50	
PLM-FBA60-71		PLR-FBA60-71	
PLM-FBA100-140		PLR-FBA100-140	
PLM-FDA200-250		PLR-FDA200-250	
PLM-FDXM25-35		PLR-FDXM25-35	
PLM-FDXM50-60		PLR-FDXM50-60	
PLM-FNA25-35		PLR-FNA25-35	
PLM-FNA50-60		PLR-FNA50-60	
PLM-FNQ25-35		PLR-FNQ25-35	
PLM-FNQ50-60		PLR-FNQ50-60	
PLM-FWB02-04		PLR-FWB02-04	
PLM-FWB05-07		PLR-FWB05-07	
PLM-FWB08-10		PLR-FWB08-10	
PLM-FWBCTN04-05		PLR-FWBCTN04-05	
PLM-FWBCTN06-08		PLR-FWBCTN06-08	
PLM-FWBCTN10-17		PLR-FWBCTN10-17	
PLM-FWD08-10		PLR-FWD08-10	
PLM-FWEDAF03-05		PLR-FWEDAF03-05	
PLM-FWEDAF07-10		PLR-FWEDAF07-10	
PLM-FWEDAT03-05		PLR-FWEDAT03-05	
PLM-FWEDAT07-10	220,00 €	PLR-FWEDAT07-10	250,00 €
PLM-FWM15-02		PLR-FWM15-02	
PLM-FWM25-03		PLR-FWM25-03	
PLM-FWM35-06		PLR-FWM35-06	
PLM-FWPAT02-04		PLR-FWPAT02-04	
PLM-FWPAT05-07		PLR-FWPAT05-07	
PLM-FWPCTN04-05		PLR-FWPCTN04-05	
PLM-FWPCTN06-08		PLR-FWPCTN06-08	
PLM-FWPCTN10-17		PLR-FWPCTN10-17	
PLM-FXDA10-32		PLR-FXDA10-32	
PLM-FXDA40-50		PLR-FXDA40-50	
PLM-FXDQ15-32		PLR-FXDQ15-32	
PLM-FXDQ40-50		PLR-FXDQ40-50	
PLM-FXSA15-32		PLR-FXSA15-32	
PLM-EXSA40-50		PLR-EXSA40-50	
PLM-EXSA63-80		PLR-EXSA63-80	
PLM-FXSA100-125		PLR-FXSA100-125	
PLM-FNSQ100-125		PLR-FNSQ100-125	
PLM-FXSQ10-32		PLR-FXSQ10-32	
PLM-FXSQ40-50		PLR-FXSQ40-50	
PLM-FXSQ63-80		PLR-FXSQ63-80	
MITSUBISHI 			
SUPPLY CODE	PRICE	RETURN CODE	PRICE
PLM-PEAD-M125JA		PLR-PEAD-M125JA	
PLM-PEAD-M140JA		PLR-PEAD-M140JA	
PLM-PEAD-M35JA		PLR-PEAD-M35JA	
PLM-PEAD-M50JA		PLR-PEAD-M50JA	
PLM-PEAD-M60JA		PLR-PEAD-M60JA	
PLM-PEAD-M71JA		PLR-PEAD-M71JA	
PLM-PEAD-RP100JA		PLR-PEAD-RP100JA	
PLM-PEAD-RP100JAQ	220,00 €	PLR-PEAD-RP100JAQ	250,00 €
PLM-PEAD-RP125JA		PLR-PEAD-RP125JA	
PLM-PEAD-RP125JAQ		PLR-PEAD-RP125JAQ	
PLM-PEAD-RP140EA		PLR-PEAD-RP140EA	
PLM-PEAD-RP140JA		PLR-PEAD-RP140JA	
PLM-PEAD-RP140JAQ		PLR-PEAD-RP140JAQ	
PLM-PEAD-RP35JA		PLR-PEAD-RP35JA	

MITSUBISHI 			
SUPPLY CODE	PRICE	RETURN CODE	PRICE
PLM-PEAD-RP35JAQ		PLR-PEAD-RP35JAQ	
PLM-PEAD-RP50JA		PLR-PEAD-RP50JA	
PLM-PEAD-RP50JAQ		PLR-PEAD-RP50JAQ	
PLM-PEAD-RP60JA		PLR-PEAD-RP60JA	
PLM-PEAD-RP60JAQ		PLR-PEAD-RP60JAQ	
PLM-PEAD-RP71JA		PLR-PEAD-RP71JA	
PLM-PEAD-SM60JA-L2		PLR-PEAD-SM60JA-L2	
PLM-PEAD-SM71JA-L		PLR-PEAD-SM71JA-L	
PLM-PEAD-SP125JAR1		PLR-PEAD-SP125JAR1	
PLM-PEAD-SP140JA		PLR-PEAD-SP140JA	
PLM-PEAD-SP140JAR1		PLR-PEAD-SP140JAR1	
PLM-PEAD-SP71JAL		PLR-PEAD-SP71JAL	
PLM-PEAD-SP71JAR1		PLR-PEAD-SP71JAR1	
PLM-PFAY-P100VMAL-E		PLR-PFAY-P100VMAL-E	
PLM-PFAY-M100VMAL-A		PLR-PFAY-M100VMAL-A	
PLM-PFAY-M100VMAL-A1		PLR-PFAY-M100VMAL-A1	
PLM-PFAY-M125VMAL-A		PLR-PFAY-M125VMAL-A	
PLM-PFAY-M125VMAL-A1		PLR-PFAY-M125VMAL-A1	
PLM-PFAY-P20VMA3-E		PLR-PFAY-P20VMA3-E	
PLM-PFAY-P25VMAL-E		PLR-PFAY-P25VMAL-E	
PLM-PFAY-P25VMSIL-E	220,00 €	PLR-PFAY-P25VMSIL-E	250,00 €
PLM-PFAY-P25VMAL-E3		PLR-PFAY-P25VMAL-E3	
PLM-PFAY-P32VMA3-E		PLR-PFAY-P32VMA3-E	
PLM-PFAY-P50VMAL-E3		PLR-PFAY-P50VMAL-E3	
PLM-PFAY-P50VMA3-E		PLR-PFAY-P50VMA3-E	
PLM-PFAY-P63VMAL-E		PLR-PFAY-P63VMAL-E	
PLM-PFAY-P63VMAL-E3		PLR-PFAY-P63VMAL-E3	
PLM-PFAY-P63VMA-E2		PLR-PFAY-P63VMA-E2	
PLM-SEZ-KD35VAL		PLR-SEZ-KD35VAL	
PLM-SEZ-KD35VAQ		PLR-SEZ-KD35VAQ	
PLM-SEZ-KD50VAL		PLR-SEZ-KD50VAL	
PLM-SEZ-KD50VAQ		PLR-SEZ-KD50VAQ	
PLM-SEZ-KD60VAL		PLR-SEZ-KD60VAL	
PLM-SEZ-KD71VAQ		PLR-SEZ-KD71VAQ	
PLM-SEZ-M25DAL		PLR-SEZ-M25DAL	
PLM-SEZ-M25DA2		PLR-SEZ-M25DA2	
PLM-SEZ-M35DAL		PLR-SEZ-M35DAL	
PLM-SEZ-M50DA2		PLR-SEZ-M50DA2	
PLM-SEZ-M60DAL		PLR-SEZ-M60DAL	
PLM-SEZ-M60DA2		PLR-SEZ-M60DA2	
PLM-SEZ-M71DA2		PLR-SEZ-M71DA2	
MITSUBISHI HEAVY 			
SUPPLY CODE	PRICE	RETURN CODE	PRICE
PLM-FDU100VF		PLR-FDU100VF	
PLM-FDU100VF1		PLR-FDU100VF1	
PLM-FDU112KXE6F		PLR-FDU112KXE6F	
PLM-FDU140VF		PLR-FDU140VF	
PLM-FDU160KXE6F		PLR-FDU160KXE6F	
PLM-FDU56KXE6F		PLR-FDU56KXE6F	
PLM-FDUM125V		PLR-FDUM125V	
PLM-FDUM140KXE6F	220,00 €	PLR-FDUM140KXE6F	250,00 €
PLM-FDUM50VD		PLR-FDUM50VD	
PLM-FDUM71KXE6		PLR-FDUM71KXE6	
PLM-FDUM71V		PLR-FDUM71V	
PLM-SRR35ZM-S		PLR-SRR35ZM-S	
PLM-SRR50ZM-S		PLR-SRR50ZM-S	
PLM-SRR60ZS-W		PLR-SRR60ZS-W	

ATTENTION: The table does not include all brands and models of machines on the market.
Download the complete plenum machine price list.

SAMSUNG SAMSUNG			
SUPPLY CODE	PRICE	RETURN CODE	PRICE
PLM-AC090FBMDEH-EU		PLR-AC090FBMDEH-EU	
PLM-AC090FBMSEH-EU		PLR-AC090FBMSEH-EU	
PLM-AC026BNLDKG-EU		PLR-AC026BNLDKG-EU	
PLM-AC035RNMDKG-EU		PLR-AC035RNMDKG-EU	
PLM-AC052MNLDKH		PLR-AC052MNLDKH	
PLM-AC052MNMMDKH-EU		PLR-AC052MNMMDKH-EU	
PLM-AC052MNMSEH		PLR-AC052MNMSEH	
PLM-AC052RNLDKG-EU		PLR-AC052RNLDKG-EU	
PLM-AC071BNMPKG-EU		PLR-AC071BNMPKG-EU	
PLM-AC090TNHDKG-SA		PLR-AC090TNHDKG-SA	
PLM-AC100BNMPKG-EU		PLR-AC100BNMPKG-EU	
PLM-AC100TNHDKG-SA		PLR-AC100TNHDKG-SA	
PLM-AC140BNMPKG-EU		PLR-AC140BNMPKG-EU	
PLM-AC140HBMDKH		PLR-AC140HBMDKH	
PLM-ACL-35DF		PLR-ACL-35DF	
PLM-ACL-55DF		PLR-ACL-55DF	
PLM-ACL-65DF		PLR-ACL-65DF	
PLM-AE022ANLDEH-EU		PLR-AE022ANLDEH-EU	
PLM-AE036MNLDEH-EU		PLR-AE036MNLDEH-EU	
PLM-AJ026TNLDEG-EU		PLR-AJ026TNLDEG-EU	
PLM-AJ026TNLPEG-EU		PLR-AJ026TNLPEG-EU	
PLM-AJ035RBLDEG		PLR-AJ035RBLDEG	
PLM-AJ035TNLDEG-EU		PLR-AJ035TNLDEG-EU	
PLM-AJ035TNLPEG-EU		PLR-AJ035TNLPEG-EU	
PLM-AJ052TNMDEG-EU		PLR-AJ052TNMDEG-EU	
PLM-AM017ANLDKH-EU		PLR-AM017ANLDKH-EU	
PLM-AM017FNLDEH-EU		PLR-AM017FNLDEH-EU	
PLM-AM028FNMDKH		PLR-AM028FNMDKH	
PLM-AM028KNLDEH-EU	220,00 €	PLR-AM028KNLDEH-EU	250,00 €
PLM-AM028MNLDKH-EU		PLR-AM028MNLDKH-EU	
PLM-AM036ANLDKH-EU		PLR-AM036ANLDKH-EU	
PLM-AM036ANMPKH-EU		PLR-AM036ANMPKH-EU	
PLM-AM056HNMPKH-EU		PLR-AM056HNMPKH-EU	
PLM-AM056KNMDEH		PLR-AM056KNMDEH	
PLM-AM071ANMPKH-EU		PLR-AM071ANMPKH-EU	
PLM-AM071FNLDEH		PLR-AM071FNLDEH	
PLM-AM071FNMDKH		PLR-AM071FNMDKH	
PLM-AM071HNMPKH-EU		PLR-AM071HNMPKH-EU	
PLM-AM090ANHPKH-EU		PLR-AM090ANHPKH-EU	
PLM-AM112FNLDEH		PLR-AM112FNLDEH	
PLM-AM112FNMDKH		PLR-AM112FNMDKH	
PLM-AM112HNMPKH-EU		PLR-AM112HNMPKH-EU	
PLM-AM128FNMDKH		PLR-AM128FNMDKH	
PLM-AM128HNHPKH-EU		PLR-AM128HNHPKH-EU	
PLM-AM160KNMDEH		PLR-AM160KNMDEH	
PLM-AM56FNLDEH-EU		PLR-AM56FNLDEH-EU	
PLM-AVXDUH071EE		PLR-AVXDUH071EE	
PLM-AVXDUH090EE		PLR-AVXDUH090EE	
PLM-AVXDUH112EE		PLR-AVXDUH112EE	
PLM-DH105EAS		PLR-DH105EAS	
PLM-DH90EAS		PLR-DH90EAS	
PLM-DH052EAS		PLR-DH052EAS	
PLM-DH140EAV		PLR-DH140EAV	
PLM-MH052FUEA		PLR-MH052FUEA	
PLM-NH022LHXEA		PLR-NH022LHXEA	
PLM-NS140SDXEA		PLR-NS140SDXEA	
PLM-NS090SDXEA		PLR-NS090SDXEA	

FUJITSU FUJITSU			
SUPPLY CODE	PRICE	RETURN CODE	PRICE
PLM-ACF12UIA-LL		PLR-ACF12UIA-LL	
PLM-ACF14UIA-LL		PLR-ACF14UIA-LL	
PLM-ACF12UIA-LB		PLR-ACF12UIA-LB	
PLM-ACF14UIA		PLR-ACF14UIA	
PLM-ACF18UIA-LB		PLR-ACF18UIA-LB	
PLM-ACF24UIA-LB		PLR-ACF24UIA-LB	
PLM-ACF30UIA		PLR-ACF30UIA	
PLM-ACF36UIA-LB		PLR-ACF36UIA-LB	
PLM-ACF45UIA		PLR-ACF45UIA	
PLM-ACF54UIA-LB		PLR-ACF54UIA-LB	
PLM-RDA12LALU		PLR-RDA12LALU	
PLM-RDA14LATU		PLR-RDA14LATU	
PLM-RDA18LATN		PLR-RDA18LATN	
PLM-RDA24LATN		PLR-RDA24LATN	
PLM-RDA30LBTU		PLR-RDA30LBTU	
PLM-RDA36LATU		PLR-RDA36LATU	
PLM-RDA36LCTU		PLR-RDA36LCTU	
PLM-RDA45LCTU		PLR-RDA45LCTU	
PLM-RDF12LALU		PLR-RDF12LALU	
PLM-RDF18LBU		PLR-RDF18LBU	
PLM-RDG12LLTA	220,00 €	PLR-RDG12LLTA	250,00 €
PLM-RDG07LSLAP		PLR-RDG07LSLAP	
PLM-RDG09KLLAP		PLR-RDG09KLLAP	
PLM-RDG09LLTA-T		PLR-RDG09LLTA-T	
PLM-RDG09LSLAP		PLR-RDG09LSLAP	
PLM-RDG12KHTAP		PLR-RDG12KHTAP	
PLM-RDG12KLLAP		PLR-RDG12KLLAP	
PLM-RDG14KLLAP		PLR-RDG14KLLAP	
PLM-RDG14LSLAP		PLR-RDG14LSLAP	
PLM-RDG18KLLAP		PLR-RDG18KLLAP	
PLM-RDG18LLTB		PLR-RDG18LLTB	
PLM-RDG22KMLA		PLR-RDG22KMLA	
PLM-RDG22KMLB		PLR-RDG22KMLB	
PLM-RDG22LMLA		PLR-RDG22LMLA	
PLM-RDG24LHTBP		PLR-RDG24LHTBP	
PLM-RDG24LMLA		PLR-RDG24LMLA	
PLM-RDG30LHTBP		PLR-RDG30LHTBP	
PLM-RDG36KMLA		PLR-RDG36KMLA	
PLM-RDG45LHTBP		PLR-RDG45LHTBP	
PLM-RDG45LMLA		PLR-RDG45LMLA	
PLM-RDG54LHTBP		PLR-RDG54LHTBP	
IDEMA IDEMA			
PLM-IMKT2-V1000		PLR-IMKT2-V1000	
PLM-ITKE-140-R32	220,00 €	PLR-ITKE-140-R32	250,00 €
PLM-ITZI-160-R32		PLR-ITZI-160-R32	
PLM-ITZI-35-R32		PLR-ITZI-35-R32	
HISENSE Hisense			
PLM-AUD105UX4SHH3		PLR-AUD105UX4SHH3	
PLM-AUD125UX4RHH4		PLR-AUD125UX4RHH4	
PLM-AUD140UX4RHH5		PLR-AUD140UX4RHH5	
PLM-AUD71UX4RFM8		PLR-AUD71UX4RFM8	
PLM-AUD90UX4RDH4	220,00 €	PLR-AUD90UX4RDH4	250,00 €
PLM-AVE-05HCFRL		PLR-AVE-05HCFRL	
PLM-AVE-15HJFDL		PLR-AVE-15HJFDL	
PLM-AVE-19HJFDL		PLR-AVE-19HJFDL	
PLM-AVE24HCFRL		PLR-AVE24HCFRL	

ATTENTION: The table does not include all brands and models of machines on the market.
Download the complete plenum machine price list.

			
SUPPLY CODE	PRICE	RETURN CODE	PRICE
PLM-ABNH12GL2A2		PLR-ABNH12GL2A2	
PLM-ABNH09GL1A2		PLR-ABNH09GL1A2	
PLM-ABNH21GGLA1		PLR-ABNH21GGLA1	
PLM-ABNH24GHLA2		PLR-ABNH24GHLA2	
PLM-ABNH30GGLA2		PLR-ABNH30GGLA2	
PLM-ABNH42GRLA1		PLR-ABNH42GRLA1	
PLM-ABNH48GRLA2		PLR-ABNH48GRLA2	
PLM-ABNH60GRLA2		PLR-ABNH60GRLA2	
PLM-ABNW18GM1T1		PLR-ABNW18GM1T1	
PLM-ABNW24GM1T2		PLR-ABNW24GM1T2	
PLM-ABNW27GM1T1		PLR-ABNW27GM1T1	
PLM-ABNW30GM2T2		PLR-ABNW30GM2T2	
PLM-ABNW36GM2A0		PLR-ABNW36GM2A0	
PLM-ABNW38GM3T1		PLR-ABNW38GM3T1	
PLM-ABNW42GM2A0		PLR-ABNW42GM2A0	
PLM-ABNW53GM3T1		PLR-ABNW53GM3T1	
PLM-ABNW54GM3T1		PLR-ABNW54GM3T1	
PLM-ABNW60GM3A0		PLR-ABNW60GM3A0	
PLM-ARNU05GLIG2		PLR-ARNU05GLIG2	
PLM-ARNU07GLIG2		PLR-ARNU07GLIG2	
PLM-ARNU09GBHA2		PLR-ARNU09GBHA2	
PLM-ARNU18GBHA2		PLR-ARNU18GBHA2	
PLM-ARNU21GL3G2		PLR-ARNU21GL3G2	
PLM-ARNU24GL6G4		PLR-ARNU24GL6G4	
PLM-ARNU28GM2A4		PLR-ARNU28GM2A4	
PLM-ARNU36GBGA2		PLR-ARNU36GBGA2	
PLM-ARNU42GBGA2		PLR-ARNU42GBGA2	
PLM-ARNU48GM3A4		PLR-ARNU48GM3A4	
PLM-ARNU54GBRA4	220,00 €	PLR-ARNU54GBRA4	250,00 €
PLM-CB24NH2		PLR-CB24NH2	
PLM-CB12L-N22		PLR-CB12L-N22	
PLM-CB18L-N22		PLR-CB18L-N22	
PLM-CLO9FN50		PLR-CLO9FN50	
PLM-CM18FN10		PLR-CM18FN10	
PLM-CM24FN10		PLR-CM24FN10	
PLM-UB18		PLR-UB18	
PLM-CNH0		PLR-CNH0	
PLM-UB18ENH0		PLR-UB18ENH0	
PLM-UB60NR2		PLR-UB60NR2	
PLM-UB18H		PLR-UB18H	
PLM-UB24H		PLR-UB24H	
PLM-UB30NG2		PLR-UB30NG2	
PLM-UB36		PLR-UB36	
PLM-UB42H		PLR-UB42H	
PLM-UB48H		PLR-UB48H	
PLM-UB60		PLR-UB60	
PLM-UM36FHN30		PLR-UM36FHN30	
PLM-UM48FHN30		PLR-UM48FHN30	
PLM-UM12FHN10		PLR-UM12FHN10	
PLM-UM18FHN10		PLR-UM18FHN10	
PLM-UM24FHN20		PLR-UM24FHN20	
PLM-UM30FHN20		PLR-UM30FHN20	
PLM-UM30R-N10		PLR-UM30R-N10	
PLM-UM36FN20		PLR-UM36FN20	
PLM-UM42N24		PLR-UM42N24	
PLM-UM60N34		PLR-UM60N34	
PLM-UM60R-N30		PLR-UM60R-N30	

			
SUPPLY CODE	PRICE	RETURN CODE	PRICE
PLM-MMD-AP0246BH-E		PLR-MMD-AP0246BH-E	
PLM-MMD-AP0276BHP-E		PLR-MMD-AP0276BHP-E	
PLM-MMD-AP0306BHP-E		PLR-MMD-AP0306BHP-E	
PLM-MMD-AP0486BHP1-E		PLR-MMD-AP0486BHP1-E	
PLM-MMD-AP0566BHP-E		PLR-MMD-AP0566BHP-E	
PLM-MMD-AP0054SPH-E		PLR-MMD-AP0054SPH-E	
PLM-MMD-AP0074SPH-1-E		PLR-MMD-AP0074SPH-1-E	
PLM-MMD-AP0154SPH-1-E		PLR-MMD-AP0154SPH-1-E	
PLM-MMD-AP0244SPH-1-E		PLR-MMD-AP0244SPH-1-E	
PLM-MMD-AP0274SPH-1-E		PLR-MMD-AP0274SPH-1-E	
PLM-MMD-AP0071BH		PLR-MMD-AP0071BH	
PLM-MMD-AP0071SPH-K		PLR-MMD-AP0071SPH-K	
PLM-MMD-AP0076BHP-E		PLR-MMD-AP0076BHP-E	
PLM-MMD-AP0091BH		PLR-MMD-AP0091BH	
PLM-MMD-AP0091SH-C		PLR-MMD-AP0091SH-C	
PLM-MMD-AP0121BH		PLR-MMD-AP0121BH	
PLM-MMD-AP0121SPH-C		PLR-MMD-AP0121SPH-C	
PLM-MMD-AP0126BHP-E		PLR-MMD-AP0126BHP-E	
PLM-MMD-AP0151SPH-C		PLR-MMD-AP0151SPH-C	
PLM-MMD-AP0154BH-E		PLR-MMD-AP0154BH-E	
PLM-MMD-AP0156BH-E		PLR-MMD-AP0156BH-E	
PLM-MMD-AP0181BH		PLR-MMD-AP0181BH	
PLM-MMD-AP0181SH-C		PLR-MMD-AP0181SH-C	
PLM-MMD-AP0181SPH-K		PLR-MMD-AP0181SPH-K	
PLM-MMD-AP0241BH		PLR-MMD-AP0241BH	
PLM-MMD-AP0244BH-E		PLR-MMD-AP0244BH-E	
PLM-MMD-AP0271BH		PLR-MMD-AP0271BH	
PLM-MMD-AP0274BH-E		PLR-MMD-AP0274BH-E	
PLM-MMD-AP0301BH	220,00 €	PLR-MMD-AP0301BH	250,00 €
PLM-MMD-AP0361BH		PLR-MMD-AP0361BH	
PLM-MMD-AP0364BH-E		PLR-MMD-AP0364BH-E	
PLM-MMD-AP0481BH		PLR-MMD-AP0481BH	
PLM-MMD-AP0484BH-E		PLR-MMD-AP0484BH-E	
PLM-MMD-AP0486BH-E		PLR-MMD-AP0486BH-E	
PLM-MMD-AP0561BH		PLR-MMD-AP0561BH	
PLM-MMD-AP0564BH-E		PLR-MMD-AP0564BH-E	
PLM-MMD-AP0566HP1-E		PLR-MMD-AP0566HP1-E	
PLM-MMD-UP0051BHP-E		PLR-MMD-UP0051BHP-E	
PLM-MMD-UP0181HP-E		PLR-MMD-UP0181HP-E	
PLM-MMD-UP0241HP-E		PLR-MMD-UP0241HP-E	
PLM-RAV-GM901BTP-E		PLR-RAV-GM901BTP-E	
PLM-RAV-RM301SDT-E		PLR-RAV-RM301SDT-E	
PLM-RAV-RM401SDT-E		PLR-RAV-RM401SDT-E	
PLM-RAV-RM561SDT-E		PLR-RAV-RM561SDT-E	
PLM-RAV-RM801BTP-E		PLR-RAV-RM801BTP-E	
PLM-RAV-RM901BTP-E		PLR-RAV-RM901BTP-E	
PLM-RAV-SM1102BT-E		PLR-RAV-SM1102BT-E	
PLM-RAV-SM1401BT-E		PLR-RAV-SM1401BT-E	
PLM-RAV-SM1402BT-E		PLR-RAV-SM1402BT-E	
PLM-RAV-SM304SDT-E		PLR-RAV-SM304SDT-E	
PLM-RAV-SM404SDT-E		PLR-RAV-SM404SDT-E	
PLM-RAV-SM564SDT-E		PLR-RAV-SM564SDT-E	
PLM-RAV-SM456BTP-E		PLR-RAV-SM456BTP-E	
PLM-RAV-SM562BT-E		PLR-RAV-SM562BT-E	
PLM-RAV-SM566BT-E		PLR-RAV-SM566BT-E	
PLM-RAV-SM801-BT-E		PLR-RAV-SM801-BT-E	
PLM-RAV-SM804BT-E		PLR-RAV-SM804BT-E	

ATTENTION: The table does not include all brands and models of machines on the market.
Download the complete plenum machine price list.

HAIER 			
SUPPLY CODE	PRICE	RETURN CODE	PRICE
PLM-AD25S2SS1FA		PLR-AD25S2SS1FA	
PLM-AD35S2SS2FA		PLR-AD35S2SS2FA	
PLM-AD50S2SM1FA		PLR-AD50S2SM1FA	
PLM-AD50S2SS2FA		PLR-AD50S2SS2FA	
PLM-AD71S2SM1FA		PLR-AD71S2SM1FA	
PLM-AD052MJERA		PLR-AD052MJERA	
PLM-AD072MJERAB		PLR-AD072MJERAB	
PLM-AD092MJERAB		PLR-AD092MJERAB	
PLM-AD09LSIERA		PLR-AD09LSIERA	
PLM-AD105S2SM3FA		PLR-AD105S2SM3FA	
PLM-AD122MJERA		PLR-AD122MJERA	
PLM-AD122MJERAB		PLR-AD122MJERAB	
PLM-AD125S2SM8FA		PLR-AD125S2SM8FA	
PLM-AD12LSIERA		PLR-AD12LSIERA	
PLM-AD12MSIERA-D		PLR-AD12MSIERA-D	
PLM-AD12SSIERA		PLR-AD12SSIERA	
PLM-AD152MQERA		PLR-AD152MQERA	
PLM-AD160S2SM3FA		PLR-AD160S2SM3FA	
PLM-AD162MJERA		PLR-AD162MJERA	
PLM-AD182MJERAB		PLR-AD182MJERAB	
PLM-AD18MSIERA-D		PLR-AD18MSIERA-D	
PLM-AD18SSIERA		PLR-AD18SSIERA	
PLM-AD242MJERA		PLR-AD242MJERA	
PLM-AD24LSIERA		PLR-AD24LSIERA	
PLM-AD24MSIERA		PLR-AD24MSIERA	
PLM-AD24MSIERA-D		PLR-AD24MSIERA-D	
PLM-AD24MS2ERA-D		PLR-AD24MS2ERA-D	
PLM-AD24SSIERA		PLR-AD24SSIERA	
PLM-AD282MJERA	220,00 €	PLR-AD282MJERA	250,00 €
PLM-AD282MJERAB		PLR-AD282MJERAB	
PLM-AD28MS2ERA		PLR-AD28MS2ERA	
PLM-AD28NSIERA		PLR-AD28NSIERA	
PLM-AD302MJERA		PLR-AD302MJERA	
PLM-AD35S2SM3FA		PLR-AD35S2SM3FA	
PLM-AD362MQERA		PLR-AD362MQERA	
PLM-AD382MJERA		PLR-AD382MJERA	
PLM-AD382MJERAD		PLR-AD382MJERAD	
PLM-AD422MQERA		PLR-AD422MQERA	
PLM-AD482MQERA		PLR-AD482MQERA	
PLM-AD48HSIERA		PLR-AD48HSIERA	
PLM-AD50S2SM3FA		PLR-AD50S2SM3FA	
PLM-AD542MJERA		PLR-AD542MJERA	
PLM-AD542MJERAD		PLR-AD542MJERAD	
PLM-AD542MQERA		PLR-AD542MQERA	
PLM-AD60HSIERA		PLR-AD60HSIERA	
PLM-AD71S2SM3FA		PLR-AD71S2SM3FA	
PLM-AD90S2SM3FA		PLR-AD90S2SM3FA	
PLM-ADH071M1ERG		PLR-ADH071M1ERG	
PLM-ADH071M2ERG		PLR-ADH071M2ERG	
PLM-ADH090M1ERG		PLR-ADH090M1ERG	
PLM-ADH090M2ERG		PLR-ADH090M2ERG	
PLM-ADH105M1ERG		PLR-ADH105M1ERG	
PLM-ADH140M1ERG		PLR-ADH140M1ERG	
PLM-HEC105CD		PLR-HEC105CD	
PLM-HEC125CD		PLR-HEC125CD	
PLM-HEC50CD		PLR-HEC50CD	
PLM-HEC71CD		PLR-HEC71CD	

MIDEA 			
SUPPLY CODE	PRICE	RETURN CODE	PRICE
PLM-DLFLDAH24XAK		PLR-DLFLDAH24XAK	
PLM-DLFLDAH36XAK		PLR-DLFLDAH36XAK	
PLM-DLFLDAH48XAK		PLR-DLFLDAH48XAK	
PLM-KFC-PD-2T-200D		PLR-KFC-PD-2T-200D	
PLM-KFC-PD-2T-300D		PLR-KFC-PD-2T-300D	
PLM-KFC-PD-2T-400D		PLR-KFC-PD-2T-400D	
PLM-KPD-105DR14		PLR-KPD-105DR14	
PLM-KPD-125DR12-1		PLR-KPD-125DR12-1	
PLM-KPD-140DR13-X		PLR-KPD-140DR13-X	
PLM-KPD-140DR14		PLR-KPD-140DR14	
PLM-KPD-160DR14		PLR-KPD-160DR14	
PLM-KPD-35DR12-1		PLR-KPD-35DR12-1	
PLM-KPD35DN6		PLR-KPD35DN6	
PLM-KPD52DR13-X		PLR-KPD52DR13-X	
PLM-KPD52DMNU8		PLR-KPD52DMNU8	
PLM-KPD71DN4		PLR-KPD71DN4	
PLM-KPD71DN6		PLR-KPD71DN6	
PLM-KPD71DR11		PLR-KPD71DR11	
PLM-KPD90DN11		PLR-KPD90DN11	
PLM-KPD90DN4		PLR-KPD90DN4	
PLM-KPDF28DN1-2		PLR-KPDF28DN1-2	
PLM-KPDF36DN1-2		PLR-KPDF36DN1-2	
PLM-KPDF71DN1-2		PLR-KPDF71DN1-2	
PLM-KPDF80DN1-2		PLR-KPDF80DN1-2	
PLM-KPDF80DN3-0		PLR-KPDF80DN3-0	
PLM-MI-112T2-DHN1-BA5		PLR-MI-112T2-DHN1-BA5	
PLM-MI-22T2-DHN1-DA5		PLR-MI-22T2-DHN1-DA5	
PLM-MI2-112T2DN1		PLR-MI2-112T2DN1	
PLM-MI2-56T2DN1	220,00 €	PLR-MI2-56T2DN1	250,00 €
PLM-MI2-80T2DN1		PLR-MI2-80T2DN1	
PLM-MI2-90T2DN1		PLR-MI2-90T2DN1	
PLM-MKT3V400F		PLR-MKT3V400F	
PLM-MKT3V800F		PLR-MKT3V800F	
PLM-MP21CC2		PLR-MP21CC2	
PLM-MP31CC2		PLR-MP31CC2	
PLM-MTBD70		PLR-MTBD70	
PLM-MTBD-105		PLR-MTBD-105	
PLM-MTBD-140		PLR-MTBD-140	
PLM-MTBE88		PLR-MTBE88	
PLM-MTBE-35		PLR-MTBE-35	
PLM-MTBU-07HWFN1		PLR-MTBU-07HWFN1	
PLM-MTBU-09HWFN1		PLR-MTBU-09HWFN1	
PLM-MTBU-12HWFN1		PLR-MTBU-12HWFN1	
PLM-MTI18HWFN1		PLR-MTI18HWFN1	
PLM-MTI-18FNXD0		PLR-MTI-18FNXD0	
PLM-MTI-24FNXD0		PLR-MTI-24FNXD0	
PLM-MTI-24HNX		PLR-MTI-24HNX	
PLM-MTI-24HWFNX		PLR-MTI-24HWFNX	
PLM-MTI-30FNXD0		PLR-MTI-30FNXD0	
PLM-MTI-30HNX		PLR-MTI-30HNX	
PLM-MTI-48FNXD0		PLR-MTI-48FNXD0	
PLM-MTI-48HWFNX		PLR-MTI-48HWFNX	
PLM-MTI-55FNXD0		PLR-MTI-55FNXD0	
PLM-MTIU-07HWFNX		PLR-MTIU-07HWFNX	
PLM-MTIU-18HNX		PLR-MTIU-18HNX	
PLM-MTIU-18HWFNX		PLR-MTIU-18HWFNX	
PLM-MTIU-18HWFNX-X		PLR-MTIU-18HWFNX-X	

ATTENTION: The table does not include all brands and models of machines on the market.
Download the complete plenum machine price list.

AERMEC			
SUPPLY CODE	PRICE	RETURN CODE	PRICE
PLM-FCX44P		PLR-FCX44P	
PLM-FCX50P		PLR-FCX50P	
PLM-FCX54P		PLR-FCX54P	
PLM-FCX56P		PLR-FCX56P	
PLM-FCX62P		PLR-FCX62P	
PLM-FCX64P		PLR-FCX64P	
PLM-FCX82P		PLR-FCX82P	
PLM-FCX84P		PLR-FCX84P	
PLM-FCXI30P		PLR-FCXI30P	
PLM-FCXI34P		PLR-FCXI34P	
PLM-FCXI36P		PLR-FCXI36P	
PLM-FCXI40P		PLR-FCXI40P	
PLM-FCXI44P		PLR-FCXI44P	
PLM-FCXI50P		PLR-FCXI50P	
PLM-FCXI54P		PLR-FCXI54P	
PLM-FCXI56P		PLR-FCXI56P	
PLM-FCZ602P		PLR-FCZ602P	
PLM-FCZ650P		PLR-FCZ650P	
PLM-FCZ700P		PLR-FCZ700P	
PLM-FCZ701P		PLR-FCZ701P	
PLM-FCZ702P		PLR-FCZ702P	
PLM-FCZ750P		PLR-FCZ750P	
PLM-FCZ800P		PLR-FCZ800P	
PLM-FCZ801P		PLR-FCZ801P	
PLM-FCZ802P		PLR-FCZ802P	
PLM-FCZ850P		PLR-FCZ850P	
PLM-FCZ900P		PLR-FCZ900P	
PLM-FCZ901P		PLR-FCZ901P	
PLM-FCZ902P	220,00 €	PLR-FCZ902P	250,00 €
PLM-FCZ950P		PLR-FCZ950P	
PLM-FCZI302P		PLR-FCZI302P	
PLM-FCZI402P		PLR-FCZI402P	
PLM-TDA09		PLR-TDA09	
PLM-TDA15		PLR-TDA15	
PLM-TDA21		PLR-TDA21	
PLM-VEDI30		PLR-VEDI30	
PLM-VEDI40		PLR-VEDI40	
PLM-VED530		PLR-VED530	
PLM-VED532		PLR-VED532	
PLM-VED540		PLR-VED540	
PLM-VED541		PLR-VED541	
PLM-VEDI030		PLR-VEDI030	
PLM-VEDI330		PLR-VEDI330	
PLM-VESI30		PLR-VESI30	
PLM-VESI40		PLR-VESI40	
PLM-VES230		PLR-VES230	
PLM-VES240		PLR-VES240	
PLM-VES330		PLR-VES330	
PLM-VES340		PLR-VES340	
PLM-VESI030		PLR-VESI030	
PLM-VESI040		PLR-VESI040	
PLM-VESI130		PLR-VESI130	
PLM-VESI140		PLR-VESI140	
PLM-VESI230		PLR-VESI230	
PLM-VESI240		PLR-VESI240	
PLM-VESI330		PLR-VESI330	
PLM-VESI340		PLR-VESI340	

PANASONIC			
SUPPLY CODE	PRICE	RETURN CODE	PRICE
PLM-CS-MZ20UD3EA		PLR-CS-MZ20UD3EA	
PLM-CS-Z25UD3EAW		PLR-CS-Z25UD3EAW	
PLM-CS-Z35UD3EAW		PLR-CS-Z35UD3EAW	
PLM-PAW-FC-D24-1		PLR-PAW-FC-D24-1	
PLM-PAW-FC-D24-1-R		PLR-PAW-FC-D24-1-R	
PLM-PAW-FC-D28-1		PLR-PAW-FC-D28-1	
PLM-PAW-FC-D40-1		PLR-PAW-FC-D40-1	
PLM-PAW-FC-H150		PLR-PAW-FC-H150	
PLM-PAW-FC2A-D040L		PLR-PAW-FC2A-D040L	
PLM-PAW-FC2A-D040R		PLR-PAW-FC2A-D040R	
PLM-PAW-FC2A-D050L		PLR-PAW-FC2A-D050L	
PLM-PAW-FC2A-E180L		PLR-PAW-FC2A-E180L	
PLM-PAW-FC2A-E180R		PLR-PAW-FC2A-E180R	
PLM-PAW-FC2E-E210L		PLR-PAW-FC2E-E210L	
PLM-PAW-FC2E-E210R		PLR-PAW-FC2E-E210R	
PLM-PAW-FC4A-D040L		PLR-PAW-FC4A-D040L	
PLM-PAW-FC4A-D080L		PLR-PAW-FC4A-D080L	
PLM-PAW-FC4A-E180L		PLR-PAW-FC4A-E180L	
PLM-PAW-FC4E-E180L		PLR-PAW-FC4E-E180L	
PLM-S100MAIE5		PLR-S100MAIE5	
PLM-S100PNIE5A		PLR-S100PNIE5A	
PLM-S100PNIE5B		PLR-S100PNIE5B	
PLM-S106MF2E5		PLR-S106MF2E5	
PLM-S125PNIE5B		PLR-S125PNIE5B	
PLM-S140MF2E5		PLR-S140MF2E5	
PLM-S140MF2E5A		PLR-S140MF2E5A	
PLM-S140PFIE5		PLR-S140PFIE5	
PLM-S45PNIE5		PLR-S45PNIE5	
PLM-S50PFIE5B	220,00 €	PLR-S50PFIE5B	250,00 €
PLM-S50PNIE5		PLR-S50PNIE5	
PLM-S50PNIE5A		PLR-S50PNIE5A	
PLM-S50PNIE5B		PLR-S50PNIE5B	
PLM-S56MAIE5		PLR-S56MAIE5	
PLM-S56MF2E5		PLR-S56MF2E5	
PLM-S60PFIE5B		PLR-S60PFIE5B	
PLM-S60PNIE5		PLR-S60PNIE5	
PLM-S60PNIE5A		PLR-S60PNIE5A	
PLM-S60PNIE5B		PLR-S60PNIE5B	
PLM-S63MAIE5		PLR-S63MAIE5	
PLM-S71MAIE5		PLR-S71MAIE5	
PLM-S73MF2E5		PLR-S73MF2E5	
PLM-S73MF2E5A		PLR-S73MF2E5A	
PLM-S90MAIE5		PLR-S90MAIE5	
PLM-S90MF2E5		PLR-S90MF2E5	
PLM-S-22MF3E5B		PLR-S-22MF3E5B	
PLM-S-28MF3E5BN		PLR-S-28MF3E5BN	
PLM-S-28MMIE5B		PLR-S-28MMIE5B	
PLM-S-3650PF3E		PLR-S-3650PF3E	
PLM-S-36MFIE5		PLR-S-36MFIE5	
PLM-S-36MF3E5A		PLR-S-36MF3E5A	
PLM-S-45MMIE5		PLR-S-45MMIE5	
PLM-S-56MFIE5		PLR-S-56MFIE5	
PLM-S-56MF3E5A		PLR-S-56MF3E5A	
PLM-S-56MF3E5AN		PLR-S-56MF3E5AN	
PLM-S-56MF3E5B		PLR-S-56MF3E5B	
PLM-S-6071PF3E		PLR-S-6071PF3E	
PLM-S-90MF3E5B		PLR-S-90MF3E5B	

ATTENTION: The table does not include all brands and models of machines on the market.
Download the complete plenum machine price list.

GREE					
SUPPLY CODE	PRICE	RETURN CODE	PRICE		
PLM-GFH12K3FI	220,00 €	PLR-GFH12K3FI	250,00 €		
PLM-GFH18K3FI					
PLM-GFH24K3FI					
PLM-GFH30K3FI					
PLM-GFH36K3FI					
PLM-GFH42K3FI					
PLM-GFH48K3FI					
PLM-GFH60K3FI					
PLM-GFH09K3FI					
BOSCH					
SUPPLY CODE	PRICE	RETURN CODE	PRICE		
PLM-CL5000ILD105E	220,00 €	PLR-CL5000ILD105E	250,00 €		
PLM-CL5000ILD125E					
PLM-CL5000ILD140E					
PLM-CL5000ILD160E					
PLM-CL5000ILD88E					
PLM-CL5000IMD21E					
PLM-CL5000IMD26E					
PLM-CL5000IUD35E					
PLM-CL5000IUD53E					
PLM-CL5000IUD70E					
PLM-5000MS07-2DCT					
PLM-5000MS09-2DCT					
PLM-5000MS12-2DCT					
PLM-5000MS18-2DCT					
PLM-5000SCI24-2DCT					
PLM-5000SCI30-2DCT					
PLM-5000SCI36-2DCT					
PLM-5000SCI42-2DCT					
PLM-5000SCI48-2DCT					
HOKKAIDO					
SUPPLY CODE		PRICE		RETURN CODE	PRICE
PLM-HRDMM1000W	220,00 €	PLR-HRDMM1000W	250,00 €		
PLM-HRDMM500W					
PLM-HRDMM800W					
PLM-HUCI1080ZA					
PLM-HUCI1081ZA					
PLM-HUCI1400ZA					
PLM-HUCI1401ZA					
PLM-HUCI1600ZA					
PLM-HUCI1601ZA					
PLM-HUCI530ZA					
PLM-HUCI710ZA					
PLM-HUCI711ZA					
PLM-HUCU1125XRV-P					
PLM-HUCU1405XRV-P					
PLM-HUCU225XRV-P					
PLM-HUCU260ZL					
PLM-HUCU285XRV-P					
PLM-HUCU350ZAL					
PLM-HUCU351ZAL					
PLM-HUCU365XRV-P					
PLM-HUCU455XRV-P					
PLM-HUCU530ZAL					
PLM-HUCU531ZAL					
PLM-HUCU565XRV-P					
PLM-HUCU715XRV-P					
PLM-HUCU905XRV-P					

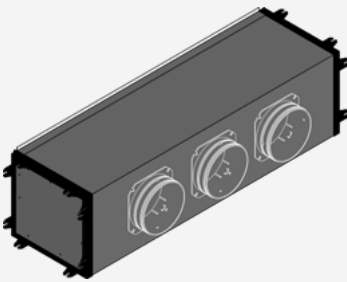
CARRIER			
SUPPLY CODE	PRICE	RETURN CODE	PRICE
PLM-40VD005S-7S-QEE	220,00 €	PLR-40VD005S-7S-QEE	250,00 €
PLM-40VD007L-7E-QEE			
PLM-40VD009S-7S-QEE			
PLM-40VD012S-7S-QEE			
PLM-40VD015H-7S-QEE			
PLM-40VD016L-7E-QEE			
PLM-40VD018H-7S-QEE			
PLM-40VD024L-7E-QEE			
PLM-40VD048H-7S-QEE			
PLM-40VD054H-7S-QEE			
PLM-42NH225-A			
PLM-42NH229-C			
PLM-42NH279-C			
PLM-42NH289-C			
PLM-42NH325-A			
PLM-42NH335-C			
PLM-42NH339-A			
PLM-42NH429-A			
PLM-42NH429-C			
PLM-42NH435-A			
PLM-42NH435-C			
PLM-42NH439-A			
PLM-42NH539-C			
PLM-42NH549-A			
PLM-42NH549-C			
PLM-42NH635-A			
PLM-42NH735-C			
PLM-42NH739-A			
PLM-42NL239-A			
PLM-42NL239-C			
PLM-42NL279-C			
PLM-42NL275-A			
PLM-42NL275-C			
PLM-42NL279-A			
PLM-42NL325-A			
PLM-42NL325-C			
PLM-42NL335-A			
PLM-42NL335-C			
PLM-42NL339-C			
PLM-42NL425-A			
PLM-42NL429-A			
PLM-42NL429-C			
PLM-42NL435-A			
PLM-42NL539-C			
PLM-42NL549-A			
PLM-42NL549-C			
PLM-42QSS009D8S			
PLM-42QSS012DS			
PLM-42QSS018D8S			
PLM-42QSS024D8S			
PLM-42QSS030DS			
PLM-42QSS042D8S			
PLM-42QSS048DS			
PLM-42QSS048DS-1			
PLM-42QSS048R8S			
PLM-42QSS060D8S			
PLM-42QSS060DS			

DUCTED PLENUM CARD

TO WHOM IT MAY CONCERN:	DATE:
	ORDER NO.:

SPECIFICHE PLENUM

BRAND:	MODEL:
--------	--------

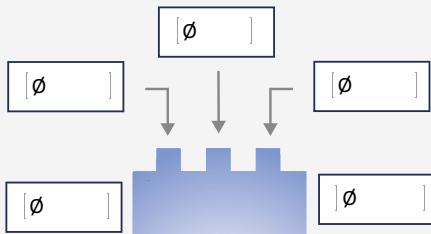


- | | |
|--|--|
| <input type="checkbox"/> <i>Generic product code</i>
PLM-CDZ
Supply plenum | <input type="checkbox"/> <i>Generic product code</i>
PLR-CDZ
Return plenum |
| <input type="checkbox"/> <i>Generic product code</i>
PLM-C-CDZ
Closed supply plenum | <input type="checkbox"/> <i>Generic product code</i>
PLR-C-CDZ
Closed return plenum |

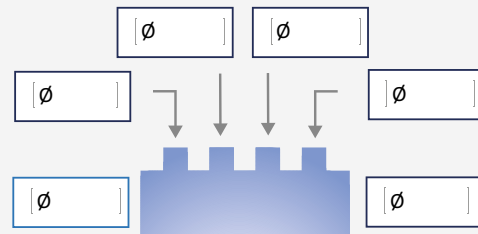
NUMBER OF CONNECTIONS AND LAYOUT

indicate in the boxes the diameter of the ducts

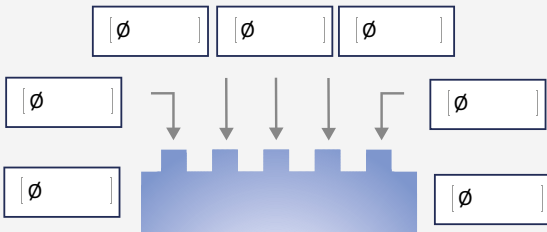
Plenum 3 attachments



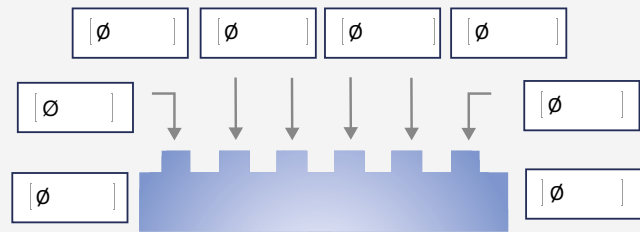
Plenum 4 attachments



Plenum 5 attachments



Plenum 6 attachments



NOTES:



DOWNLOAD PRICE UPDATE

DOWNLOAD COMPLETE PRICE LIST



NOZZLE PLENUM DUCTED

DESCRIPTION CODE	CODE	EXAMPLE
SUPPLY PLENUM:	PLMB-CDZ*	Ex. PLMB-SEZ25
SANI1 SUPPLY PLENUM KIT:	PLMB-CDZ-KS1*	Ex. PLMB-SEZ25-KS1
SANI2 SUPPLY PLENUM KIT:	PLMB-CDZ-KS2*	Ex. PLMB-SEZ25-KS2

PLMB Plenum with diffuser PSB
 For terminal with BMA, specify when ordering:
 Ex. PLM-BOCCHETTA + BMA-OV-LXH

*** When ordering, the generic code can be used indicating the model of the machine**

DESCRIPTION

Plenum for ducted systems with single-row integrated nozzle.
 Made with pre-insulated panel.

ON REQUEST

Different sizes to standard.

FEATURES


- Panel in rigid expanded polyurethane and aluminium sheet, black color.
- STANDARD depth of plenum 300 mm.
- Width and height as machine output.

ACCESSORIES

Possibility to supply with **SANITIZATION SYSTEM**
 PLMB-CDZ-KS1 / PLMB-CDZ-KS2 pg. 62

ATTENTION: The table does not include all brands and models of machines on the market.
 Download the complete plenum machine price list.

DAIKIN 	
SUPPLY CODE	PRICE
PLMB-FBA35-50	280,00 €
PLMB-FBA60-71	
PLMB-FBA100-140	
PLMB-FDA200-250	
PLMB-FDXM25-35	
PLMB-FDXM50-60	
PLMB-FNA25-35	
PLMB-FNA50-60	
PLMB-FNQ25-35	
PLMB-FNQ50-60	
PLMB-FWB02-04	
PLMB-FWB05-07	
PLMB-FWB08-10	
PLMB-FWBCTN04-05	
PLMB-FWBCTN06-08	
PLMB-FWBCTN10-17	
PLMB-FWD08-10	
PLMB-FWEDAF03-05	
PLMB-FWEDAF07-10	
PLMB-FWEDAT03-05	
PLMB-FWEDAT07-10	

DAIKIN 	
SUPPLY CODE	PRICE
PLMB-FWM15-02	280,00 €
PLMB-FWM25-03	
PLMB-FWM35-06	
PLMB-FWPAT02-04	
PLMB-FWPAT05-07	
PLMB-FWPCTN04-05	
PLMB-FWPCTN06-08	
PLMB-FWPCTN10-17	
PLMB-FXDA10-32	
PLMB-FXDA40-50	
PLMB-FXDQ15-32	
PLMB-FXDQ40-50	
PLMB-FXSA15-32	
PLMB-EXSA40-50	
PLMB-EXSA63-80	
PLMB-FXSA100-125	
PLMB-FNSQ100-125	
PLMB-FXSQ10-32	
PLMB-FXSQ40-50	
PLMB-FXSQ63-80	
PLMB-FXSQ80M7	

ATTENTION: The table does not include all brands and models of machines on the market.
 Download the complete plenum machine price list.

MITSUBISHI  <small>Changes for the Better</small>	
SUPPLY CODE	PRICE
PLMB-PEAD-M125JA	280,00 €
PLMB-PEAD-M140JA	
PLMB-PEAD-M35JA	
PLMB-PEAD-M50JA	
PLMB-PEAD-M60JA	
PLMB-PEAD-M71JA	
PLMB-PEAD-RP100JA	
PLMB-PEAD-RP100JAQ	
PLMB-PEAD-RP125JA	
PLMB-PEAD-RP125JAQ	
PLMB-PEAD-RP140EA	
PLMB-PEAD-RP140JA	
PLMB-PEAD-RP140JAQ	
PLMB-PEAD-RP35JA	
PLMB-PEAD-RP35JAQ	
PLMB-PEAD-RP50JA	
PLMB-PEAD-RP50JAQ	
PLMB-PEAD-RP60JA	
PLMB-PEAD-RP60JAQ	
PLMB-PEAD-RP71JA	
PLMB-PEAD-SM60JA-L2	
PLMB-PEAD-SM71JA-L	
PLMB-PEAD-SP125JAR1	
PLMB-PEAD-SP140JA	
PLMB-PEAD-SP140JAR1	
PLMB-PEAD-SP71JAL	
PLMB-PEAD-SP71JAR1	
PLMB-PEFY-P100VMAL-E	
PLMB-PEFY-M100VMAL-A	
PLMB-PEFY-M100VMAL-A1	
PLMB-PEFY-M125VMAL-A	
PLMB-PEFY-M125VMAL-A1	
PLMB-PEFY-P20VMA3-E	
PLMB-PEFY-P25VMAL-E	
PLMB-PEFY-P25VMS1L-E	
PLMB-PEFY-P25VMAL-E3	
PLMB-PEFY-P32VMA3-E	
PLMB-PEFY-P50VMAL-E3	
PLMB-PEFY-P50VMA3-E	
PLMB-PEFY-P63VMAL-E	
PLMB-PEFY-P63VMAL-E3	
PLMB-PEFY-P63VMA-E2	
PLMB-SEZ-KD35VAL	
PLMB-SEZ-KD35VAQ	
PLMB-SEZ-KD50VAL	
PLMB-SEZ-KD50VAQ	
PLMB-SEZ-KD60VAL	
PLMB-SEZ-KD71VAQ	
PLMB-SEZ-M25DAL	
PLMB-SEZ-M25DA2	
PLMB-SEZ-M35DAL	
PLMB-SEZ-M50DA2	
PLMB-SEZ-M50DAL	
PLMB-SEZ-M60DAL	
PLMB-SEZ-M60DA2	
PLMB-SEZ-M71DA2	
PLMB-SEZ-M71DAL	

MITSUBISHI HEAVY  <small>HEAVY INDUSTRIES</small>	
SUPPLY CODE	PRICE
PLMB-FDU100VF	280,00 €
PLMB-FDU100VF1	
PLMB-FDU100VF2	
PLMB-FDU100VH	
PLMB-FDU112KXE6F	
PLMB-FDU125VF	
PLMB-FDU125VH	
PLMB-FDU140KXE6F	
PLMB-FDU140VF	
PLMB-FDU140VH	
PLMB-FDU160KXE6F	
PLMB-FDU45KXE6F	
PLMB-FDU71VF1	
PLMB-FDU71VH	
PLMB-FDU90KXE6F	
PLMB-FDUM100V	
PLMB-FDUM100VD	
PLMB-FDUM100VF	
PLMB-FDUM100VF1	
PLMB-FDUM100VF2	
PLMB-FDUM125V	
PLMB-FDUM125VD	
PLMB-FDUM125VF	
PLMB-FDUM125VH	
PLMB-FDUM140KXE6	
PLMB-FDUM140VF	
PLMB-FDUM140VH	
PLMB-FDUM160KXE6F	
PLMB-FDUM22KXE6F	
PLMB-FDUM28KXE6	
PLMB-FDUM28KXE6F	
PLMB-FDUM36KXE6	
PLMB-FDUM36KXE6F	
PLMB-FDUM40VF	
PLMB-FDUM50V	
PLMB-FDUM50VD	
PLMB-FDUM50VF	
PLMB-FDUM50VH	
PLMB-FDUM56KXE6	
PLMB-FDUM56KXE6F	
PLMB-FDUM60VD	
PLMB-FDUM60VF	
PLMB-FDUM60VH	
PLMB-FDUM71VD	
PLMB-FDUM71VF	
PLMB-FDUM71VF1	
PLMB-FDUM22KXE6	
PLMB-FDUMJ140HKXE2	
PLMB-FDUMJ71HKXE2	
PLMB-FDUMJ90HKXE2	
PLMB-SRR25ZM-S	
PLMB-SRR25ZM-W	
PLMB-SRR25ZS-W	
PLMB-SRR50ZM-S	
PLMB-SRR50ZS-W	
PLMB-SRR60ZM-S	
PLMB-SRR60ZS-W	


ATTENTION: The table does not include all brands and models of machines on the market.
Download the complete plenum machine price list.

SAMSUNG SAMSUNG		
SUPPLY CODE	PRICE	
PLMB-AC090FBMDEH-EU	280,00 €	
PLMB-AC090FBMSEH-EU		
PLMB-AC026BNLDKG-EU		
PLMB-AC035RNMDKG-EU		
PLMB-AC052MNLDKH		
PLMB-AC052MNMMDKH-EU		
PLMB-AC052MNMSEH		
PLMB-AC052RNLDKG-EU		
PLMB-AC071BNMPKG-EU		
PLMB-AC090TNHDKG-SA		
PLMB-AC100BNMPKG-EU		
PLMB-AC100TNHDKG-SA		
PLMB-AC140BNMPKG-EU		
PLMB-AC140HBMMDKH		
PLMB-ACL-35DF		
PLMB-ACL-55DF		
PLMB-ACL-65DF		
PLMB-AE022ANLDEH-EU		
PLMB-AE036MNLDEH-EU		
PLMB-AJ026TNLDEG-EU		
PLMB-AJ026TNLPEG-EU		
PLMB-AJ035RBLDEG		
PLMB-AJ035TNLDEG-EU		
PLMB-AJ035TNLPEG-EU		
PLMB-AJ052TNMDEG-EU		
PLMB-AM017ANLMDKH-EU		
PLMB-AM017FNLDEH-EU		
FUJITSU FUJITSU		
PLMB-ACF14UIA		280,00 €
PLMB-ACF18UIA-LB		
PLMB-ACF24UIA-LB		
PLMB-ACF30UIA		
PLMB-ACF36UIA-LB		
PLMB-RDA12LALU		
PLMB-RDA14LATU		
PLMB-RDA18LATN		
PLMB-RDA24LATN		
PLMB-RDA30LBTU		
PLMB-RDG12LLTA		
PLMB-RDG07LSLAP		
PLMB-RDG09KLLAP		
PLMB-RDG09LLTA-T		
PLMB-RDG09LSLAP		
PLMB-RDG12KHTAP		
PLMB-RDG12KLLAP		
PLMB-RDG14KLLAP		
PLMB-RDG14LSLAP		
PLMB-RDG18KLLAP		
HISENSE Hisense		
PLMB-AUD105UX4SHH3	280,00 €	
PLMB-AUD125UX4RHH4		
PLMB-AUD140UX4RHH5		
PLMB-AUD71UX4RFM8		
PLMB-AUD90UX4RDH4		
PLMB-AVE-05HCFRL		
PLMB-AVE-15HJFDL		

LG LG		
SUPPLY CODE	PRICE	
PLMB-ABNH09GLIA2	280,00 €	
PLMB-ABNH21GGLA1		
PLMB-ABNH24GHLA2		
PLMB-ABNH30GGLA2		
PLMB-ABNH42GRLA1		
PLMB-ABNH48GRLA2		
PLMB-ABNH60GRLA2		
PLMB-ABNW18GMIT1		
PLMB-ARNU21GL3G2		
PLMB-ARNU24GL6G4		
PLMB-ARNU28GM2A4		
PLMB-ARNU36GBGA2		
PLMB-ARNU42GBGA2		
PLMB-ARNU48GM3A4		
PLMB-ARNU54GBRA4		
PLMB-CB24NH2		
PLMB-CB12L-N22		
PLMB-CB18L-N22		
PLMB-CL09FN50		
PLMB-CM18FN10		
PLMB-CM24FN10		
PLMB-UB18		
PLMB-CNH0		
PLMB-UB18ENH0		
PLMB-UB60NR2		
PLMB-UB18H		
PLMB-UB24H		
PLMB-UB30NG2		
TOSHIBA TOSHIBA <small>Leading Innovation >>></small>		
PLMB-MMD-AP0246BH-E		280,00 €
PLMB-MMD-AP0276BHP-E		
PLMB-MMD-AP0306BHP-E		
PLMB-MMD-AP0486BHP1-E		
PLMB-MMD-AP0566BHP-E		
PLMB-MMD-AP0054SPH-E		
PLMB-MMD-AP0074SPH-1-E		
PLMB-MMD-AP0154SPH-1-E		
PLMB-MMD-AP0244SPH-1-E		
PLMB-MMD-AP0274SPH-1-E		
PLMB-MMD-AP0071BH		
PLMB-MMD-AP0071SPH-K		
PLMB-MMD-AP0364BH-E		
PLMB-MMD-AP0481BH		
PLMB-MMD-AP0484BH-E		
PLMB-MMD-AP0486BH-E		
PLMB-MMD-AP0561BH		
PLMB-MMD-AP0564BH-E		
PLMB-MMD-AP0566HP1-E		
PLMB-MMD-UP0051BHP-E		
PLMB-MMD-UP0181HP-E		
PLMB-MMD-UP0241HP-E		
PLMB-RAV-GM901BTP-E		
PLMB-RAV-RM301SDT-E		
PLMB-RAV-RM401SDT-E		
PLMB-RAV-RM561SDT-E		
PLMB-RAV-RM801BTP-E		

ATTENTION: The table does not include all brands and models of machines on the market.
 Download the complete plenum machine price list.

HAIER 		PANASONIC 			
SUPPLY CODE	PRICE	SUPPLY CODE	PRICE		
PLMB-AD71S2SM1FA	280,00 €	PLMB-CS-Z35UD3EAW	280,00 €		
PLMB-AD10S2SM3FA					
PLMB-AD122MJERA					
PLMB-AD122MJERAB					
PLMB-AD125S2SM8FA					
PLMB-AD12LSIERA					
PLMB-AD12MSIERA-D					
PLMB-AD12SSIERA					
PLMB-AD152MQERA					
PLMB-AD160S2SM3FA					
PLMB-AD382MJERA					
PLMB-AD382MJERAD					
PLMB-AD422MQERA					
PLMB-AD482MQERA					
PLMB-AD48HSIERA					
PLMB-AD50S2SM3FA					
PLMB-AD542MJERA					
PLMB-AD542MJERAD					
PLMB-ADH071M2ERG					
PLMB-ADH090M1ERG					
PLMB-ADH090M2ERG					
PLMB-ADH105M1ERG					
PLMB-ADH140M1ERG					
PLMB-HEC105CD					
PLMB-HEC125CD					
PLMB-HEC50CD					
PLMB-HEC71CD					
MIDEA 		CARRIER 			
PLMB-KFC-PD-2T-200D		280,00 €		PLMB-40VD016L-7E-QEE	280,00 €
PLMB-KFC-PD-2T-300D					
PLMB-KFC-PD-2T-400D					
PLMB-KPD-105DRI4					
PLMB-KPD-125DRI2-1					
PLMB-KPD-140DRI3-X					
PLMB-KPD-140DRI4					
PLMB-KPD-160DRI4					
PLMB-KPD-35DRI2-1					
PLMB-MI2-56T2DN1					
PLMB-MI2-80T2DN1					
PLMB-MI2-90T2DN1					
PLMB-MKT3V400F					
PLMB-MKT3V800F					
PLMB-MP21CC2					
PLMB-MTI-24FNXD0					
PLMB-MTI-24HNX					
PLMB-MTI-24HWFNX					
PLMB-MTI-30FNXD0					
PLMB-MTI-30HNX					
AERMEC 		GREE 			
PLMB-FCX56P	280,00 €	PLMB-GFH12K3FI	280,00 €		
PLMB-FCX62P					
PLMB-FCX64P					
PLMB-FCX82P					
PLMB-FCX84P					
PLMB-FCX130P					
PLMB-FCX134P					



DIFFUSER PLENUM

DESCRIPTION CODE	CODE	EXAMPLE
REAR CONNECTION:	PLPDLF-Ln°F	Ex. PLPDLF-08002F*
SIDE CONNECTION:	PLLDLF-Ln°F	Ex. PLLDLF-08002F*
TOP CONNECTION:	PLSDLF-Ln°F	Ex. PLSDLF-08002F*
VMC MAN./MAN.: *	PLPDLF-MM-Ln°F	Ex. PLPDLF-MM-08002F
CLOSED:	PLCDLF-Ln°F	Ex. PLCDLF-08002F

*Specify the number of slots (code references in the table.)

*Supplied with a Ø75 detach and separator

DESCRIPTION

Plenum for linear diffusers in expanded polyurethane complete with collar/s for duct joining flexible ducts.

INSTALLATION

Installed on ceilings or walls.
Mounting: with screws.

ON REQUEST

Different sizes to standard.

FEATURES

- Custom made.
- Material: rigid expanded polyurethane panel and aluminium sheet, black color.
- 200 mm depth for PLP versions.
- 250 mm depth for PLS versions.
- 350 mm depth for PLL versions.
- For single-slot speakers, depth is 225 mm.

USE

Suitable for conveying hot or cold air from the equipment to individual rooms.

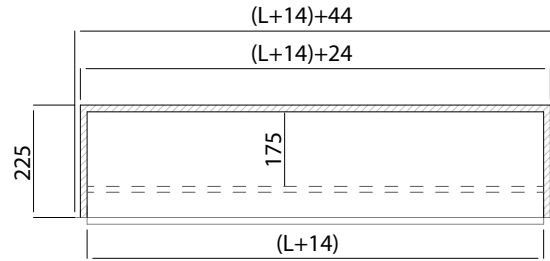
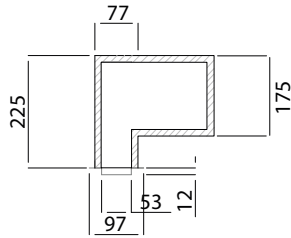
ACCESSORIES

-


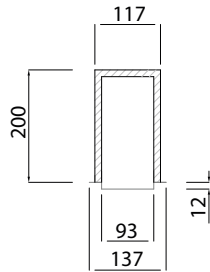
					
LENGTH	PRICE PLP	PRICE PLL	PRICE PLS	PRICE PLP MM	PRICE PLC
600 1F	107,90 €	107,90 €	107,90 €	119,50 €	107,90 €
600 2F					
600 3F					
600 4F					
800 1F	118,30 €	118,30 €	118,30 €	128,90 €	118,30 €
800 2F					
800 3F					
800 4F					
1000 1F	144,70 €	144,70 €	144,70 €	155,90 €	144,70 €
1000 2F					
1000 3F					
1000 4F					
1500 1F	170,90 €	170,90 €	170,90 €	181,30 €	170,90 €
1500 2F					
1500 3F					
1500 4F					
2000 1F	197,10 €	197,10 €	197,10 €	207,90 €	197,10 €
2000 2F					
2000 3F					
2000 4F					

DIMENSIONS


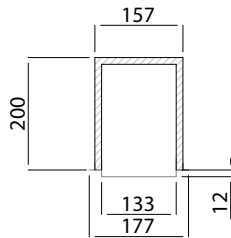
1 SLOT




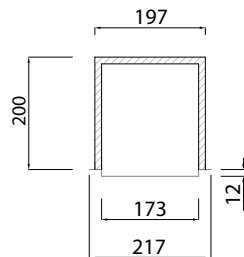
2 SLOTS



3 SLOTS




4 SLOTS



EXAMPLE COMPATIBLE LINEAR DIFFUSER





PLENUM FOR VENTILATION GRILLE

DESCRIPTION CODE	CODE	EXAMPLE
REAR CONNECTION:	PLP-LXH	Ex. PLP-600X150*
SIDE CONNECTION:	PLL-LXH	Ex. PLL-600X150*
TOP CONNECTION:	PLS-LXH	Ex. PLS-600X150*
MAN./RET.CONNECTION P:	PLP-LXH-MR	Ex. PLP-600X150-MR
MAN./RET.CONNECTION L:	PLL-LXH-MR	Ex. PLL-600X150-MR
VMC MAN./MAN.:*	PLP-MM-LXH	Ex. PLP-MM-600X150
CLOSED:	PLC-LXH	Ex. PLC-600X150
Create your code with the number of connections and diameter:	PL*LXH-N*XDØ*	Ex. PLP600X150-D150 (1 conn. Ø150) Ex. PLL600X150-2XD150 (2 conn. Ø150)

*Specify the type of connection (P;S;L) and the number of connections and diameter.

*Supplied with a Ø75 detach and separator

DESCRIPTION

Plenum for nozzle in expanded polyurethane with lateral PVC joints complete with collar/s for connection of flexible ducts.

INSTALLATION

Installed on ceilings or walls.
Mounting: with screws.

ON REQUEST

Different sizes to standard.

FEATURES

- Custom made.
- Material: rigid expanded polyurethane panel and aluminium sheet, black color.
- Depth from 200 to 350 mm.
- **Side caps molded in white ABS.**






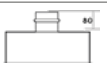
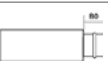

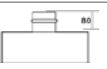


USE

Suitable for conveying hot or cold air from the equipment to individual rooms.

ACCESSORIES

*Primary air inlet optional Ø75 with incorporated damper

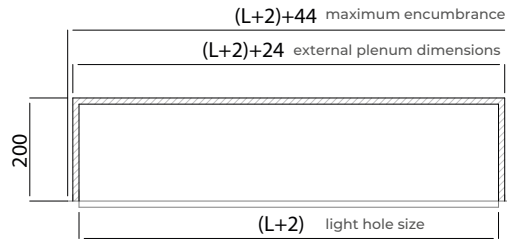
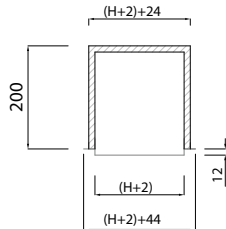
Prices for PLP MR, PLL MR, and PLP MM are available in the Excel price list.

mm →									
	HEIGHT CODES 100			HEIGHT CODES h 150 (white caps)			HEIGHT CODES h 200		
	PLP	PLL	PLS	PLP	PLL	PLS	PLP	PLL	PLS
∅ connection recommended	100 - 150			100 - 150 - 200			100 - 150 - 200		
LENGTH									
200									
300	61,00 €	61,00 €	61,00 €	61,00 €	61,00 €	61,00 €	61,00 €	61,00 €	61,00 €
400	61,00 €	61,00 €	61,00 €	61,00 €	61,00 €	61,00 €	61,00 €	61,00 €	61,00 €
500	61,00 €	61,00 €	61,00 €	61,00 €	61,00 €	61,00 €	61,00 €	61,00 €	61,00 €
600	69,80 €	69,80 €	69,80 €	69,80 €	69,80 €	69,80 €	69,80 €	69,80 €	69,80 €
700	69,80 €	69,80 €	69,80 €	69,80 €	69,80 €	69,80 €	95,80 €	95,80 €	95,80 €
800	95,80 €	95,80 €	95,80 €	95,80 €	95,80 €	95,80 €	95,80 €	95,80 €	95,80 €
900	95,80 €	95,80 €	95,80 €	95,80 €	95,80 €	95,80 €	109,60 €	109,60 €	109,60 €
1000	95,80 €	95,80 €	95,80 €	95,80 €	95,80 €	95,80 €	109,60 €	109,60 €	109,60 €
1100	123,00 €	123,00 €	123,00 €	123,00 €	123,00 €	123,00 €	123,00 €	123,00 €	123,00 €
1200	123,00 €	123,00 €	123,00 €	123,00 €	123,00 €	123,00 €	123,00 €	123,00 €	123,00 €

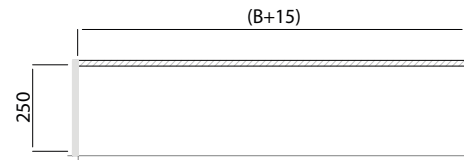
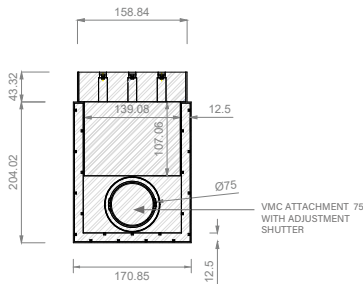
TECHNICAL DATA AND DIMENSIONS

All measurements are expressed in mm.

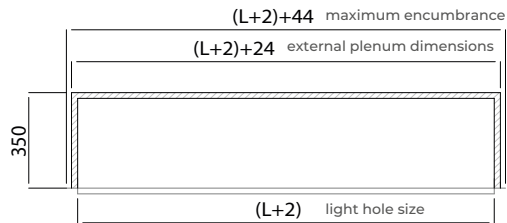
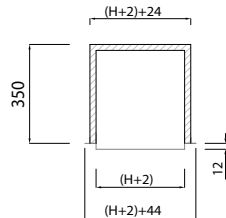
plenum **PLP** height 100 and 200 mm



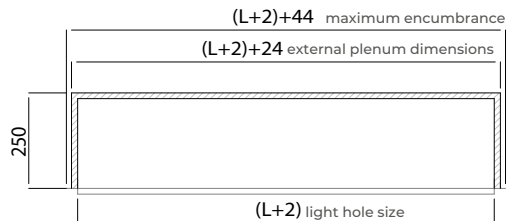
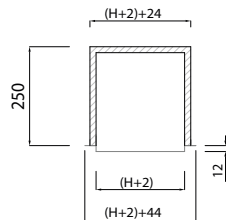
PLP and PLS height 150 mm (white caps)



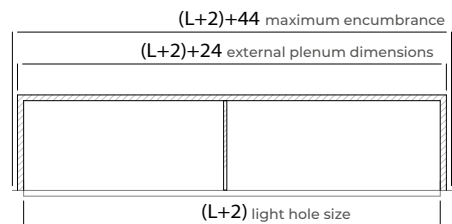
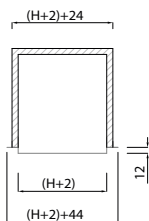
plenum **PLL** height 100, 150 and 200 mm



plenum **PLS** height 100, 150 and 200 mm



plenum **SUPPLY/RETURN** height 100, 150 and 200 mm





DOWNLOAD PRICE UPDATE

CONNECTION PLENUM

DESCRIPTION CODE	CODE	PRICE
CUSTOM "T" PLM:	PLT-SPECIAL	on request
CUSTOM "Y" PLM:	PLY-SPECIAL	on request
CUSTOM "F" PLM:	PLF-SPECIAL	on request

Specify the number and diameter of the connections.

Note: See conditions for non-standard transport

DESCRIPTION

Connection plenum in expanded polyurethane and aluminium.

INSTALLATION

Installed on ceilings or walls.
Mounting: with screws.

ON REQUEST

Special processing.

FEATURES


- Custom made.
- Material: rigid expanded polyurethane panel and aluminium sheet.

USE


Suitable for conveying hot or cold air from the equipment to individual rooms.

ACCESSORIES

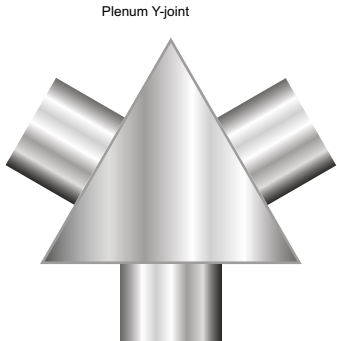
-



Plenum T-joint



Plenum F-joint



Plenum Y-joint



DOWNLOAD PRICE UPDATE

Note: See conditions for non-standard transport

DESCRIPTION

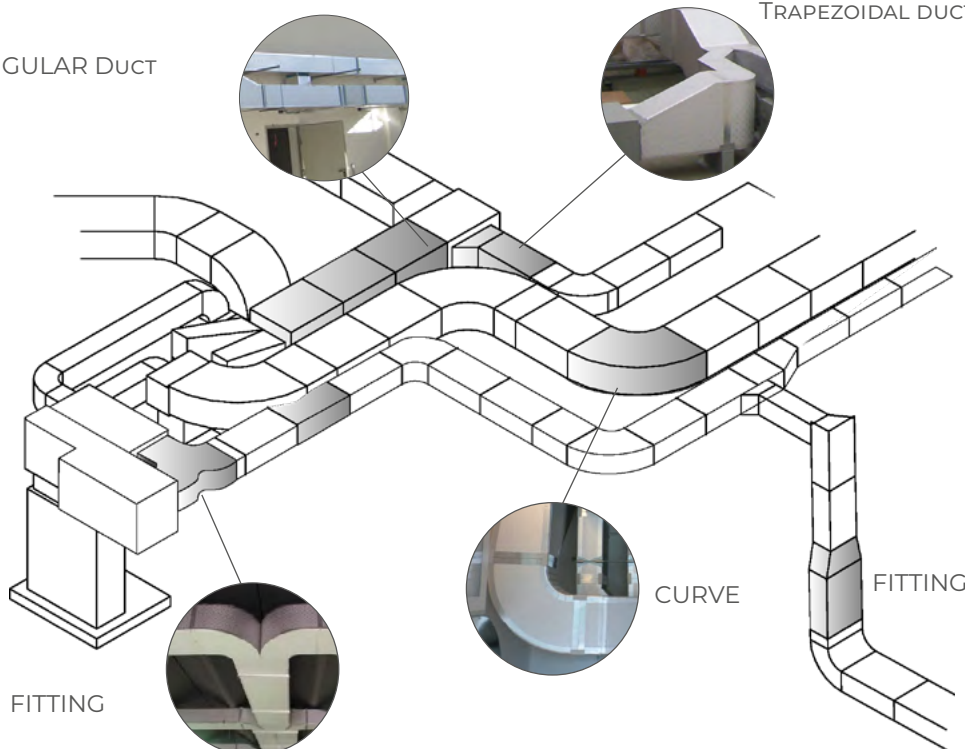
PAL ducts, coated in aluminium, are light and very easy to assemble. They eliminate thermal dispersion, promote the increase in air tightness, and make it possible to realize systems with contained dimensions and weight. PAL ducts are composed of various types and components that can be made in all necessary sizes.

INSTALLATION

Installed internally and externally to buildings. Mounting: with brackets.

RECTANGULAR Duct

TRAPEZOIDAL DUCT



FITTING

CURVE

FITTING

PAL DUCTS

DESCRIPTION CODE	CODE	PRICE
PAL DUCT ON THE GROUND PER SQM:	PAL DUCT	67,20 €
OPEN PROFILED PAL DUCT PER SQM:	PAL DUCT - A	67,20 €
PLM SUPPLY CONNECTION:	PLM-CONNECTION	220,00 €
PLR RETURN CONNECTION:	PLR-CONNECTION	250,00 €

*Formula to calculate sqm: Area = sum of duct section sides * length (m). The cost calculation of each component is based on the sqm of panel needed for their realization. In the calculation of the sqm of panel for various components, a quota for waste due to various processing is always contemplated. For any clarification, our technical office is available to clients for dedicated and customized consulting according to your specific needs.*

FEATURES


- Custom made.
- Material: smooth/embossed aluminium coating 80 microns on both sides.
- Panel thickness: 20.5 mm or 30 mm.
- CLASS C according to the standard UNI EN 13403:2008 and UNI EN 1507:2008.

USE

Air conditioning systems.

DOWNLOAD THE BROCHURE AND RELATED TECHNICAL SHEETS FOR PAL DUCTS





DOWNLOAD PRICE UPDATE

SPIGOTS

DESCRIPTION CODE	CODE	EXAMPLE
SPIGOTS:	CANOTTOØ	Ex. CANOTTO160

DESCRIPTION

Spigots in aluminium sheet with h 120 mm.
Made to connect flexible spigots to conduits.

Supplied open for less storage bulk.
Closure with a snap-in tab without riveting.


FEATURES

- Diameters: from 100 to 500 mm.

DIAMETER	DESCRIPTION	CODE	PRICE
100	ALUMINIUM SHEET SPIGOT Ø 100 MM	CANOTTO100	11,00 €
120	ALUMINIUM SHEET SPIGOT Ø 120 MM	CANOTTO120	11,80 €
150	ALUMINIUM SHEET SPIGOT Ø 150 MM	CANOTTO150	12,40 €
160	ALUMINIUM SHEET SPIGOT Ø 160 MM	CANOTTO160	12,40 €
200	ALUMINIUM SHEET SPIGOT Ø 200 MM	CANOTTO200	13,20 €
250	ALUMINIUM SHEET SPIGOT Ø 250 MM	CANOTTO250	16,00 €
300	ALUMINIUM SHEET SPIGOT Ø 300 MM	CANOTTO300	20,80 €
315	ALUMINIUM SHEET SPIGOT Ø 315 MM	CANOTTO315	20,70 €
350	ALUMINIUM SHEET SPIGOT Ø 350 MM	CANOTTO350	25,70 €
400	ALUMINIUM SHEET SPIGOT Ø 400 MM	CANOTTO400	29,30 €
450	ALUMINIUM SHEET SPIGOT Ø 450 MM	CANOTTO450	42,90 €
500	ALUMINIUM SHEET SPIGOT Ø 500 MM	CANOTTO500	54,80 €



ACCESSORIES




PAL PANEL

Panel in rigid expanded polyurethane of density 49 (+/-2) kg/m³ (without the use of CFCs, HCFCs, and HFCs).

Product code C20XKG080 2X 36,00 € (sqm)
 Embossed aluminium 80 microns on both sides. Thickness of 20.5 mm. Width x Length 1200 X 2000 mm. Package of 24 m².

Product code C20XKL080 4X 36,00 € (sqm)
 One side coated with embossed aluminium foil and the other with smooth aluminium foil 80 microns. Thickness of 20.5 mm. Width x Length 1200 X 4000 mm. Package of 48 m².

The panel is certified and approved, in Italy, in class R.F. 0-1 according to D.M. 26.06.84. EUROCLASS standard (standard UNI EN 13501-1:2007) the panel is classified with fire reaction class B-s2,d0.



JOINT PROFILE

Product code C50PFS001-20 8,60 €

Recessed aluminium profile made for joining ducts. Price per mt.



CHAIR PROFILE (H)

Product code C50PFH001-20 8,10 €

Natural aluminium profile made for the connection of ducts to U.T.A. Price per mt.



F PROFILE

Product code C50PRF001-20 8,80 €

Natural aluminium profile made for the connection of ducts to flat surfaces. Price per mt.



BAYONETS

Product code C50PFS003 3,90 €

PVC profile in 2 mt bars made for the joining of recessed flanges. Allows achieving very low air losses without the use of gaskets.



INSULATION TAPE

Product code ISOLINA 9,20 €

Polyethylene insulation tape. Fire reaction Class 1. Operating temperature: -15°C / +80°C.



CORNER

Product code C50SQZ001 0,90 €

Reinforcement corner in galvanized steel.



CLAMPS

Product code STRIP LOCKER 64,40 €
Product code UNIBLOK 68,00 €

STRIP-->Strip 25 m, width 9 mm, thickness 0.6 mm, stainless steel AISI 430. Da Ø 100 to Ø 600.
UNIBLOK-->traction hook in galvanized steel with nickel plating treatment (stainless steel AISI 430). Screw: 7 mm key, cross-cut screwdriver, galvanized steel. Package: bag of 50 pcs.



CLAMPING CLAMPS

Product code FSI60-135 3,10 €
Product code FSI60-170 3,30 €
Product code FSI60-270 3,90 €

Stainless steel clamps for flexible ducts. DIN 3017 standards - AISI 430. Allows easy and fast application. It is equipped with a locking device welded to the band. From 60 to 270 mm.



WATERPROOFING

Product code C50IMP020 269,30 €

Gray liquid waterproofing diaphragm with excellent durability and resistance to atmospheric agents. To be applied with a roller or brush on dry and clean surfaces. To achieve the best waterproofing use 0.5/0.8 lt of product per m². 14 lt drum.



ADHESIVE GLUE

Product code R900BIS 116,90 €

It is a one-component polychloroprene adhesive with rapid drying and high initial strength, suitable for rapid assemblies. Viscosity: 1.900 - 2.200 mPa.s. Drying time: wait 5 - 10 minutes. Can of 5 Kg. Request and consult the safety data sheet.



SEALANT

Product code 1004581 13,00 €

Neutral single-component sealant, rapidly polymerizing. Excellent adhesion to a wide variety of surfaces. Suitable for creating durable seals of joints subject to movement. Color: gray.



ALUMINIUM TAPE

Product code KK-43 35,90 €

Matte aluminium adhesive tape useful for protecting, insulating, and securing. High-performance tape of 50 microns (2.0mil). Operating temperature: -20 + 80 °C. Roll: 75 mm (3") x Length 50 m.



DOWNLOAD PRICE UPDATE

TES

DESCRIPTION CODE	CODE	EXAMPLE
ACOUSTIC HOSE:	TESØ	Ex. TES203

DESCRIPTION

Thermoacoustic hose, internally micro-perforated, made of aluminium sheets reinforced with a polyester film and supported by a spiral wire steel structure.

Thermal insulation ensured by a polyester fiber mat (thickness 25 mm 16 kg m³).

INSTALLATION

Ducted system.

FEATURES

- Material: aluminium.
- Package of 10 m.
- Temperature: from -30° C to +140° C.
- Operating pressure: Max. 2500 Pa.
- Air velocity: 25 m/s Max.
- Fire reaction class 1 - 1 (D.M. 26/06/84).

USE

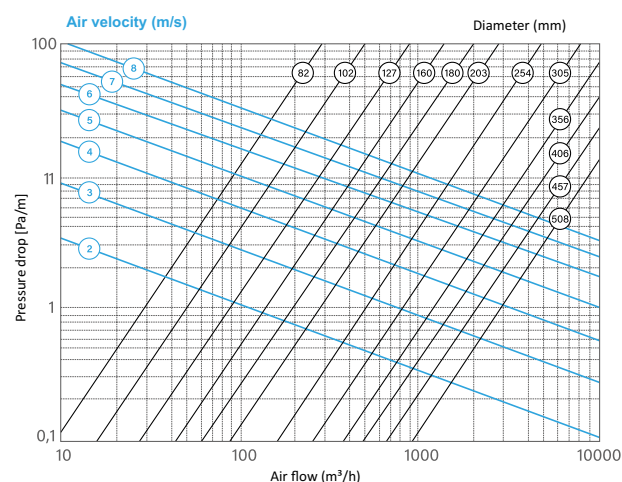
Heating, ventilation, and air conditioning.

ACCESSORIES

Clamping clamps.

DIAMETER	DESCRIPTION	CODE	PRICE per meter
82	FLEX. TUBE ALL-ISOL Ø 82 mm	TES82	10,10 €
102	FLEX. TUBE ALL-ISOL Ø 102 mm	TES102	10,10 €
127	FLEX. TUBE ALL-ISOL Ø 127 mm	TES127	10,30 €
160	FLEX. TUBE ALL-ISOL Ø 160 mm	TES160	11,70 €
203	FLEX. TUBE ALL-ISOL Ø 203 mm	TES203	14,70 €
254	FLEX. TUBE ALL-ISOL Ø 254 mm	TES254	18,90 €
305	FLEX. TUBE ALL-ISOL Ø 305 mm	TES305	23,30 €
315	FLEX. TUBE ALL-ISOL Ø 315 mm	TES315	25,00 €
356	FLEX. TUBE ALL-ISOL Ø 356 mm	TES356	29,40 €
406	FLEX. TUBE ALL-ISOL Ø 406 mm	TES406	34,00 €
457	FLEX. TUBE ALL-ISOL Ø 457 mm	TES457	41,10 €
508	FLEX. TUBE ALL-ISOL Ø 508 mm	TES508	47,80 €
560	FLEX. TUBE ALL-ISOL Ø 560 mm	TES560	on request
610	FLEX. TUBE ALL-ISOL Ø 610 mm	TES610	on request

TECHNICAL DATA





DOWNLOAD PRICE UPDATE

TER

DESCRIPTION CODE	CODE	EXAMPLE
HOSE:	TERØ	Ex. TER160

Note: See conditions for non-standard transport

DESCRIPTION

Gray flexible duct made with polyolefin resin film with integrated antibacterial and anti-mold protection.
Thermal insulating coating in cross-linked and expanded closed-cell polyethylene and external protection film of polyolefin resins.
Integrated spiral in harmonic steel wire.

INSTALLATION

Ducted system.

FEATURES

- Diameters: from 100 to 254 mm.
- Curve radius: 1,2-1,8 x Ø.
- Package of 10 m.
- Operating temperatures: from -20°C to +90°C.
- Air velocity: Max. 20 m / sec.
- Antibacterial, Sanitized® treatment.
- Fire reaction class 1 (D.M. 26/06/84).
- Homologation no.: REI205C20D100011
- Euroclass fire reaction: B-s2-d0.

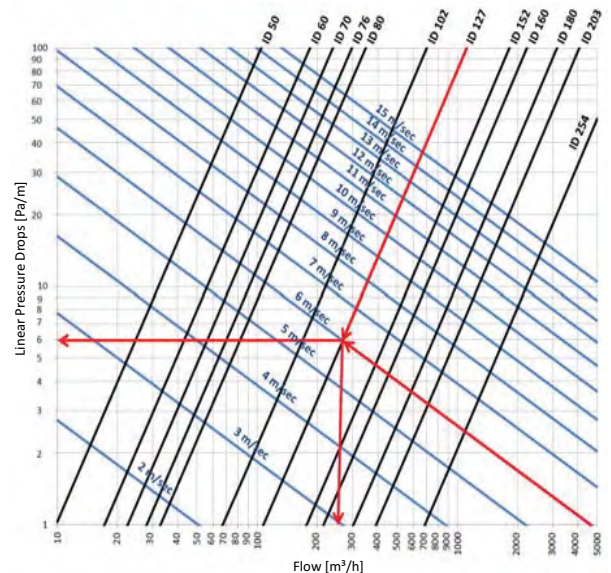
USE

Air conditioning.
Single and double flow mechanical ventilation.
Reduction of condensate and heat losses.
Air conditioning systems for agricultural and industrial transport vehicles.

DIAMETER	DESCRIPTION	CODE	PRICE per meter
82	FLEX. TUBE MO-ANTIBATICO ø82	TER82	24,10 €
102	FLEX. TUBE MO-ANTIBATICO ø102	TER102	25,70 €
127	FLEX. TUBE MO-ANTIBATICO ø127	TER127	26,10 €
160	FLEX. TUBE MO-ANTIBATICO ø160	TER160	29,70 €
203	FLEX. TUBE MO-ANTIBATICO ø203	TER203	37,20 €
254	FLEX. TUBE MO-ANTIBATICO ø254	TER254	54,10 €

TECHNICAL DATA

PRESSURE DROP DIAGRAM
(Air temperature 20°C)





DOWNLOAD PRICE UPDATE

DESCRIPTION

Pre-insulated hose made with internal PVC duct, insulation with polyester fibers sp. 25 mm and external "vapor barrier" coating in Polyolefin resins.

INSTALLATION

Ducted system.

DIAMETER	DESCRIPTION	CODE	PRICE per meter
82	FLEX. TUBE TES.+PVC ø82	ITP-82	8,70 €
102	FLEX. TUBE TES.+PVC ø102	ITP-102	9,30 €
127	FLEX. TUBE TES.+PVC ø127	ITP-127	10,80 €
160	FLEX. TUBE TES.+PVC ø160	ITP-160	12,70 €
180	FLEX. TUBE TES.+PVC ø180	ITP-180	14,80 €
203	FLEX. TUBE TES.+PVC ø203	ITP-203	16,10 €
254	FLEX. TUBE TES.+PVC ø254	ITP-254	19,10 €
305	FLEX. TUBE TES.+PVC ø305	ITP-305	22,70 €
315	FLEX. TUBE TES.+PVC ø315	ITP-315	23,10 €
356	FLEX. TUBE TES.+PVC ø356	ITP-356	25,60 €
406	FLEX. TUBE TES.+PVC ø406	ITP-406	29,10 €
508	FLEX. TUBE TES.+PVC ø508	ITP-508	37,90 €
610	FLEX. TUBE TES.+PVC ø610	ITP-610	57,20 €

ITP

DESCRIPTION CODE	CODE	EXAMPLE
HOSE:	ITP-Ø	Ex. ITP-203

FEATURES

- Diameters: from 82 to 610 mm.
- Package of 10 m.
- Curve radius: 0,6 x Ø.
- Operating temperatures: from 0°C to +75°C.
- Fire reaction class 1 D.M. 26/04/84.

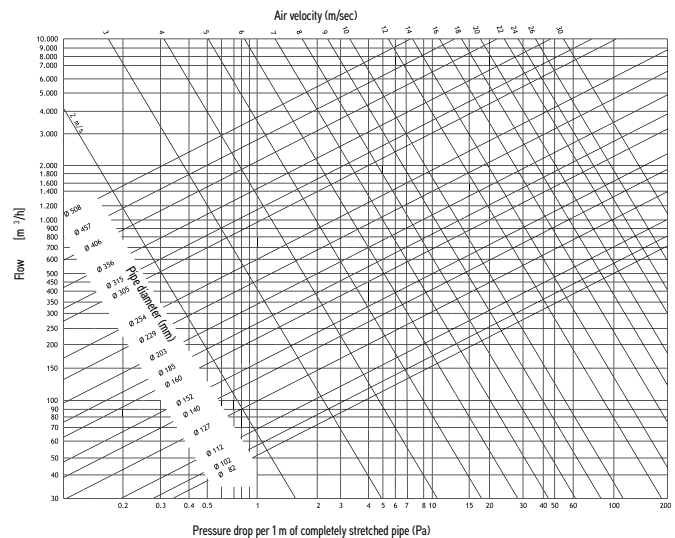
USE

Heating, ventilation, and air conditioning.

ACCESSORIES

Clamping clamps.

TECHNICAL DATA





ITP-AB

DESCRIPTION CODE	CODE	EXAMPLE
ANTIBACTERIAL PVC TUBE:	ITP-AB-Ø	Ex. ITP-AB-203

DESCRIPTION

Antibacterial pre-insulated tube made with internal fabric duct and insulation in polyester fibers coated with special PVC and external "vapor barrier" coating in Polyolefin resins.

INSTALLATION

Ducted system.

FEATURES

- Diameters: from 80 to 610 mm.
- Curve radius: 0,6 x Ø.
- Package of 10 m.
- Operating temperatures: from -10°C to +80°C.
- Fire reaction class 1 D.M. 26/04/84
- Antibacterial, Sanitized® treatment.

USE

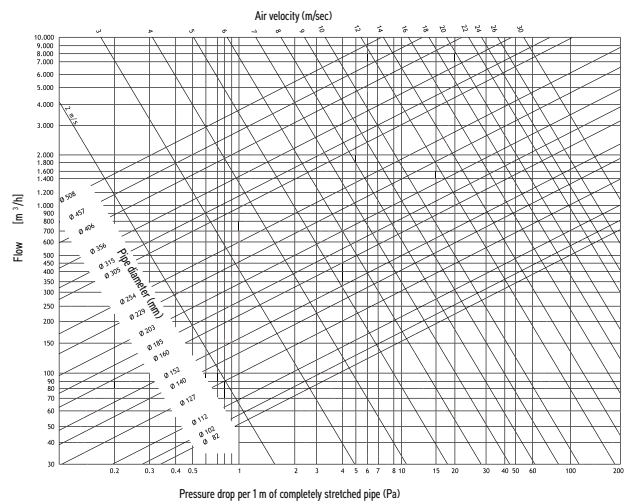
Air conditioning diffusion in a hospital environment and in sterile rooms.

ACCESSORIES

Clamping clamps.

DIAMETER	DESCRIPTION	CODE	PRICE per meter
82	ISOL. TUBE PVC ANTIMIC. ø82	ITP-AB-82	13,80 €
102	ISOL. TUBE PVC ANTIMIC. ø102	ITP-AB-102	15,60 €
127	ISOL. TUBE PVC ANTIMIC. ø127	ITP-AB-127	18,00 €
160	ISOL. TUBE PVC ANTIMIC. ø160	ITP-AB-160	21,00 €
180	ISOL. TUBE PVC ANTIMIC. ø180	ITP-AB-180	24,30 €
203	ISOL. TUBE PVC ANTIMIC. ø203	ITP-AB-203	26,40 €
254	ISOL. TUBE PVC ANTIMIC. ø254	ITP-AB-254	33,60 €
305	ISOL. TUBE PVC ANTIMIC. ø305	ITP-AB-305	40,20 €
315	ISOL. TUBE PVC ANTIMIC. ø315	ITP-AB-315	43,10 €
356	ISOL. TUBE PVC ANTIMIC. ø356	ITP-AB-356	51,10 €
406	ISOL. TUBE PVC ANTIMIC. ø406	ITP-AB-406	66,70 €

TECHNICAL DATA





DOWNLOAD PRICE UPDATE

DESCRIPTION

Hose with walls made of PVC film, reinforced with an integrated spiral in harmonic steel wire between two thermally welded layers.

INSTALLATION

Ducted system.

DIAMETER	DESCRIPTION	CODE	PRICE per meter
82	FLEX. TUBE PVC ø82	TVP82	3,30 €
102	FLEX. TUBE PVC ø102	TVP102	3,40 €
127	FLEX. TUBE PVC ø127	TVP127	3,80 €
160	FLEX. TUBE PVC ø160	TVP160	4,40 €
180	FLEX. TUBE PVC ø180	TVP180	5,20 €
203	FLEX. TUBE PVC ø203	TVP203	5,40 €
254	FLEX. TUBE PVC ø254	TVP254	7,40 €
305	FLEX. TUBE PVC ø305	TVP305	8,80 €
315	FLEX. TUBE PVC ø315	TVP315	9,60 €
356	FLEX. TUBE PVC ø356	TVP356	10,00 €
406	FLEX. TUBE PVC ø406	TVP406	11,60 €
508	FLEX. TUBE PVC ø508	TVP508	15,10 €
610	FLEX. TUBE PVC ø610	TVP610	26,80 €

TVP

DESCRIPTION CODE	CODE	EXAMPLE
PVC TUBE:	TVPØ	Ex. TVP203

FEATURES

- Diameters: from 80 to 610 mm.
- Package of 10 m.
- Curve radius: 0,6 x Ø.
- Standard lengths: 10 m.
- Operating temperatures: from 0°C to +75°C.
- Fire reaction class 1 D.M. 26/04/84.

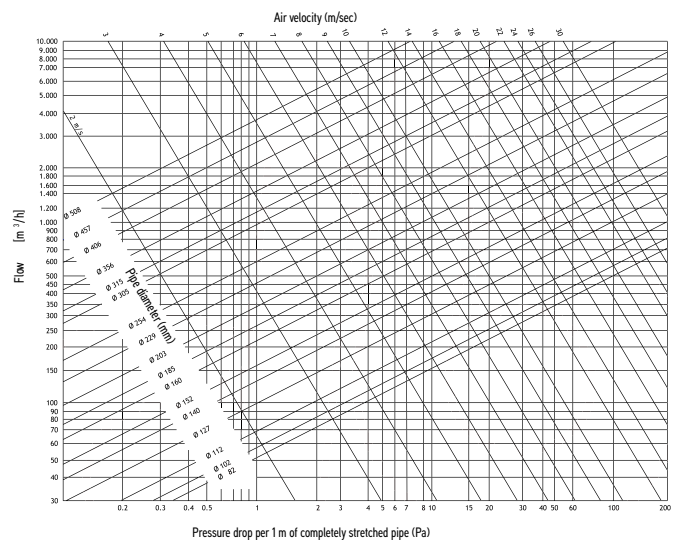
USE

Air conditioning diffusion.

ACCESSORIES

Clamping clamps.

TECHNICAL DATA





DOWNLOAD PRICE UPDATE

ASE

DESCRIPTION CODE	CODE	EXAMPLE
ALUMINIUM HOSE:	ASE-DØ	Ex. ASE-D152

DESCRIPTION

Multi-layer laminated aluminium hose with integrated spiral armor in harmonic steel wire.

INSTALLATION

Ducted system.

FEATURES

- Diameters: from 80 to 610 mm.
- Curve radius: 0,6 x Ø
- Package of 10 m.
- Operating temperatures from -30°C to +140°C.
- Fire reaction class 1 D.M. 26/04/84.
- Fire reaction class M1 (French standards).

USE

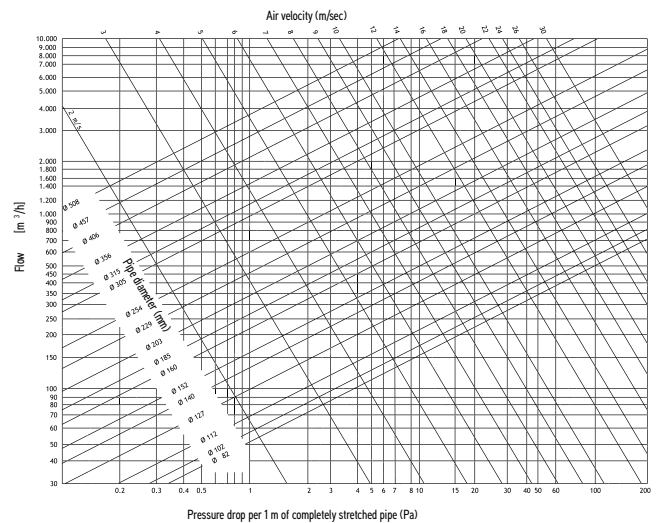
Air conditioning diffusion.
Thermo-ventilation.
Dryers.

ACCESSORIES

Clamping clamps.

DIAMETER	DESCRIPTION	CODE	PRICE per meter
82	FLEX. TUBE ALL ø82	ASE-D82	2,90 €
100	FLEX. TUBE ALL ø102	ASE-D100	3,20 €
127	FLEX. TUBE ALL ø127	ASE-D127	4,10 €
160	FLEX. TUBE ALL ø160	ASE-D160	5,10 €
200	FLEX. TUBE ALL ø203	ASE-D200	6,30 €
254	FLEX. TUBE ALL ø254	ASE-D254	7,60 €
305	FLEX. TUBE ALL ø305	ASE-D305	9,50 €

TECHNICAL DATA





TEXTILE DUCT MICROPERFORATED

DESCRIPTION CODE	CODE	EXAMPLE
MICROF. IN TEXTILE:	ID-Ø-TEXTILE*	Ex. ID-200-TESSILE
EQUALIZER:	EQUAL-Ø-T**	Ex. EQUAL-200-T
CURVE:	CURVE-Ø-T*	Ex. CURVA-200-T
TEE:	TEE-Ø-T*	Ex. TEE-200-T
REDUCTION:	REDUCTION-Ø-T*	Ex. RIDUZIONE-200-T
RINGS:	RINGS-Ø-T*	Ex. ANELLI-200-T
PLM MICRO-PERFORATED:	PLM-TIND-T	
PLR MICRO-PERFORATED:	PLR-TIND-T	

Note: See conditions for non-standard transport

* When ordering specify the type of RAL color

** Mandatory 1 equalizer before each duct, curve, and TEE

DESCRIPTION

High induction micro-perforated ducts allow quick and comfortable uniformity, perfectly mixing the air introduced with that present in the environment. The great advantages that are added, thanks to the materials with which they are produced, are extreme LIGHTNESS, ease and SPEED of installation, simplicity of MAINTENANCE and SANITIZATION.

FEATURES

- Available section: circular.
- Diameter: from 200 to 1000 mm.
- Polyester Material: Polyester 75% and 25% acrylic/ polyurethane coating.
- Induction ratio - ratio between the flow of introduced air and the flow of ambient air moved by it: from 15 to 50. Recommended speed 6 m/s.

INSTALLATION

Ceiling from 3 m up to 20 m.

USE

Heating, cooling, ventilation in shopping centers, congress and event areas, production sites, and all large volume environments.

ON REQUEST

Antistatic / antibacterial.
Mineral fiber: 88% fiberglass and 12% fire-retardant polyurethane coating.
Semicircular or quarter-circle section.

ACCESSORIES

Supplied as standard the necessary cable for the hangings and the wave breakers.

DIAMETER	DESCRIPTION	DUCT ID	CURVE	TEE	REDUCTION	RINGS
200	TEXTILE MICROF. DUCT D200	56,70 €	58,30 €	58,30 €	74,00 €	18,90 €
250	TEXTILE MICROF. DUCT D250	72,40 €	64,60 €	64,60 €	85,00 €	23,70 €
300	TEXTILE MICROF. DUCT D300	74,00 €	72,40 €	72,40 €	99,20 €	30,00 €
350	TEXTILE MICROF. DUCT D350	75,50 €	78,70 €	78,70 €	108,60 €	34,70 €
400	TEXTILE MICROF. DUCT D400	75,50 €	85,00 €	85,00 €	119,60 €	39,40 €
450	TEXTILE MICROF. DUCT D450	77,10 €	94,40 €	94,40 €	136,90 €	44,10 €
500	TEXTILE MICROF. DUCT D500	78,70 €	100,70 €	100,70 €	146,30 €	48,90 €
550	TEXTILE MICROF. DUCT D550	121,20 €	107,00 €	107,00 €	158,90 €	53,60 €
600	TEXTILE MICROF. DUCT D600	122,80 €	113,30 €	113,30 €	169,90 €	58,30 €
650	TEXTILE MICROF. DUCT D650	124,40 €	119,60 €	119,60 €	179,40 €	63,00 €
700	TEXTILE MICROF. DUCT D700	125,90 €	127,50 €	127,50 €	195,10 €	70,80 €
750	TEXTILE MICROF. DUCT D750	141,60 €	133,70 €	133,70 €	204,50 €	72,40 €
800	TEXTILE MICROF. DUCT D800	141,60 €	140,00 €	140,00 €	215,50 €	77,10 €
850	TEXTILE MICROF. DUCT D850	143,20 €	149,50 €	149,50 €	231,30 €	81,80 €
900	TEXTILE MICROF. DUCT D900	144,70 €	155,80 €	155,80 €	242,30 €	88,10 €
950	TEXTILE MICROF. DUCT D950	146,30 €	160,50 €	160,50 €	251,70 €	92,90 €
1000	TEXTILE MICROF. DUCT D1000	181,00 €	166,80 €	166,80 €	262,70 €	97,60 €


TECHNICAL DATA

DIAMETER	Minimum air flow m ³ /h	Maximum air flow m ³ /h	Material	Texture	Weight	Fire resistance
200	200	1000	75% POLYESTER 25% ACRYLIC/ POLYURETHANE coating	Tear strength 700 N/5cm Elongation 42%	160 g/m ²	(EN 13501-1) Euroclass B s1, d0
250	400	1800				
300	500	2300				
350	900	3300				
400	1500	4000				
450	2000	5200				
500	2800	8000				
550	3500	8500				
600	4400	12300				
700	5600	16500				
800	7200	19500				
900	9100	22000				
1000	11300	24000				

AVAILABLE COLORS				
POLYESTER	RAL9010	RAL7040	RAL6016	RAL5010
	RAL1018	RAL3002	RAL9005	RAL2002

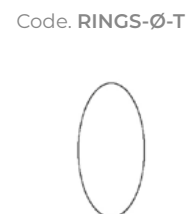
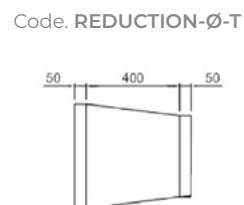
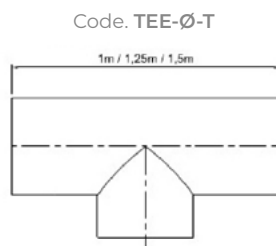
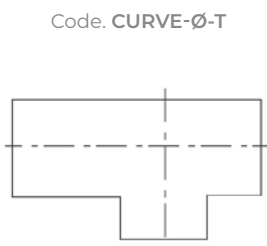
The reference to RAL is purely indicative.


FASTENING SYSTEMS



The dimensions report the standard measures provided for the hangings, unless a different specification is requested.

OPTIONAL ACCESSORIES





DOWNLOAD PRICE UPDATE

Note: See conditions for non-standard transport

DESCRIPTION

High induction MICRO-PERFORATED STEEL ducts find their ideal application when the goal is to achieve as much uniformity as possible in the diffusion of air in the environment, without aesthetic compromises, integrating and adding value to the architectural context.

INSTALLATION

Ceiling from 3 m up to 20 m.

ON REQUEST

Semicircular and quarter-circle section.

PRE-PAINTED STEEL MICROPERFORATED

DESCRIPTION CODE	CODE	EXAMPLE
DUCT	ID-Ø-P	Ex. ID-200-P
PAINTED:	ID-Ø-V	Ex. ID-200-V
GALVANIZED:	ID-Ø-Z	Ex. ID-200-Z
CAP:	CAP-Ø-*	Ex. TAPPO-200-P
45° CURVE:	CURVE45-Ø-*	Ex. CURVA45-200-Z
90° CURVE:	CURVE90-Ø-*	Ex. CURVA90-200-V
WALL PLATE:	WALL PLATE-Ø-*	Ex. ROSONE-200-P
REDUCTION:	REDUCTION-Ø-*	Ex. RIDUZIONE-200-Z
TEE:	TEE-Ø-*	Ex. TEE-200-V
PLM MICRO-PERFORATED:	PLM-TIND**	Ex. PLM-TIND-P
PLR MICRO-PERFORATED:	PLR-TIND**	Ex. PLR-TIND-X

* Complete the code with the desired finish type. When ordering, specify the RAL color type.

** P (pre-painted), V (painted), Z (galvanized), X (stainless steel)

FEATURES

- Available section: circular.
- Diameter: from 200 to 1000 mm.
- Ducts over Ø 200 are supplied open; they are closed with the special rivets that are provided as standard.
- The standard length of the rods is 1.25 m.
- The cap will have the AIR CONTROL logo as standard, if a cap without a logo is desired, it must be requested when ordering.

USE

Heating, cooling, ventilation in shopping centers, congress and event areas, production sites, and all large volume environments.

ACCESSORIES

Tie rods (not included in the supply).

DIAMETER	DESCRIPTION	CODE PRE-PAINTED	PRICE P per meter	CODE PAINTED	PRICE V per meter	CODE GALVANIZED	PRICE Z per meter
200	TEXTILE MICROF. D200	ID-200-P	133,70 €	ID-200-V	152,60 €	ID-200-Z	124,40 €
250	TEXTILE MICROF. D250	ID-250-P	144,70 €	ID-250-V	168,40 €	ID-250-Z	133,70 €
300	TEXTILE MICROF. D300	ID-300-P	158,90 €	ID-300-V	185,70 €	ID-300-Z	144,70 €
350	TEXTILE MICROF. D350	ID-350-P	168,40 €	ID-350-V	201,30 €	ID-350-Z	154,20 €
400	TEXTILE MICROF. D400	ID-400-P	185,70 €	ID-400-V	223,40 €	ID-400-Z	166,80 €
450	TEXTILE MICROF. D450	ID-450-P	196,60 €	ID-450-V	239,10 €	ID-450-Z	176,20 €
500	TEXTILE MICROF. D500	ID-500-P	215,50 €	ID-500-V	261,20 €	ID-500-Z	195,10 €
550	TEXTILE MICROF. D550	ID-550-P	242,30 €	ID-550-V	294,20 €	ID-550-Z	220,20 €
600	TEXTILE MICROF. D600	ID-600-P	269,00 €	ID-600-V	328,70 €	ID-600-Z	247,00 €
650	TEXTILE MICROF. D650	ID-650-P	298,90 €	ID-650-V	360,20 €	ID-650-Z	272,10 €
700	TEXTILE MICROF. D700	ID-700-P	325,70 €	ID-700-V	391,70 €	ID-700-Z	297,30 €
750	TEXTILE MICROF. D750	ID-750-P	347,60 €	ID-750-V	416,80 €	ID-750-Z	317,80 €
800	TEXTILE MICROF. D800	ID-800-P	369,60 €	ID-800-V	443,60 €	ID-800-Z	338,10 €
850	TEXTILE MICROF. D850	ID-850-P	391,70 €	ID-850-V	471,80 €	ID-850-Z	360,20 €
900	TEXTILE MICROF. D900	ID-900-P	460,80 €	ID-900-V	539,40 €	ID-900-Z	423,10 €
950	TEXTILE MICROF. D950	ID-950-P	486,00 €	ID-950-V	570,90 €	ID-950-Z	445,10 €
1000	TEXTILE MICROF. D1000	ID-1000-P	509,60 €	ID-1000-V	594,50 €	ID-1000-Z	468,70 €

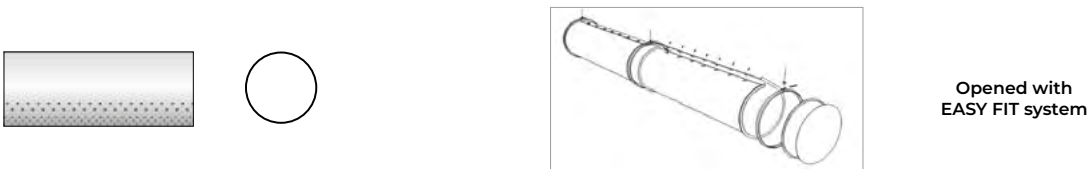
TECHNICAL DATA

DIAMETER	Minimum air flow m ³ /h	Maximum air flow m ³ /h	Material	Treatment and finish		
200	200	1000	GALVANIZED	Hot-Dip Galvanized		
250	400	1800				
300	500	2300				
350	900	3300				
400	1500	4000				
450	2000	5200				
500	2800	8000			PRE-PAINTED	Anti-corrosive primer and polyester painting
550	3500	8500			PAINTED	Powder coating
600	4400	12300				
700	5600	16500				
800	7200	19500				
900	9100	22000				
1000	11300	24000				

	AVAILABLE COLORS				
PRE-PAINTED	RAL9006	RAL7016	RAL9005	RAL5010	RAL9010
PAINTED	ALL RAL CLASSIC SCALE				

The reference to RAL is purely indicative.

FASTENING SYSTEMS



OPTIONAL ACCESSORIES

Code. CAP-Ø-*



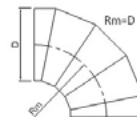
CAP

Code. CURVE45-Ø-*



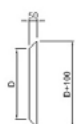
CURVE 45°-60°

Code. CURVE90-Ø-*



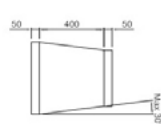
CURVE 90°

Code. WALL PLATE-Ø-*



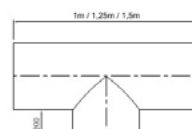
ROSE COVERING HOLE

Code. REDUCTION-Ø-*




CONCENTRIC REDUCTION

Code. TEE-Ø-*



TEE CONNECTION

All curves can be produced on request with specific angles. Air Control manufactures, according to custom specifications, the connections to the internal ducted units, both in the insulated version and with anti-condensate perforation.



SPYRO TUBE

DESCRIPTION CODE	CODE	EXAMPLE
GALVANIZED SPYRO TUBE:	AIR-SRØ	Ex. AIR-SR250
TRANSPORT CONTAINER:	CAGE	

Note: See conditions for non-standard transport

DESCRIPTION

The spiral ducts are supplied in GALVANIZED steel sheet.
Compliant with standards:
UNI EN 12237, UNI EN 1506, and UNI EN 13779.
Suitable for systems with SEAL CLASS "D"

INSTALLATION

Ceiling from 3 m up to 20 m.

ON REQUEST

Aluminium.
Stainless steel AISI 304 or 316.
Non-standard lengths.

FEATURES

- Available section: circular.
- Diameter: from 80 to 2500 mm.
- The reinforcement rib is standard from Ø = 450 mm.
- **The standard length of the rods is 1.5 m and 3 m.**

USE

Heating, cooling, ventilation in industrial, commercial, and large volume environments.

ACCESSORIES

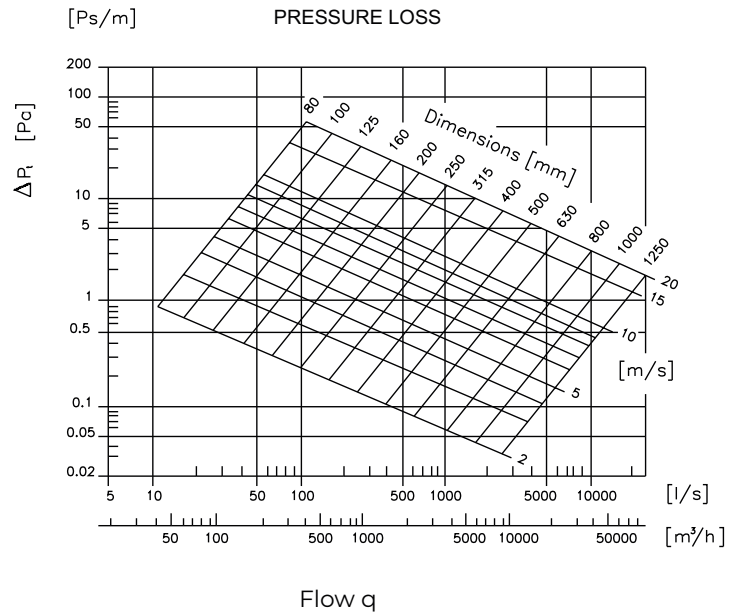
See pages for fittings and accessories.

DIAMETER	DESCRIPTION	CODE	PRICE per meter	DIAMETER	DESCRIPTION	CODE	PRICE per meter
80	GALVANIZED SPYRO D80	AIR-SR80	13,40 €	600	GALVANIZED SPYRO D600	AIR-SR600	135,10 €
100	GALVANIZED SPYRO D100	AIR-SR100	15,40 €	630	GALVANIZED SPYRO D630	AIR-SR630	141,70 €
125	GALVANIZED SPYRO D125	AIR-SR125	18,60 €	710	GALVANIZED SPYRO D710	AIR-SR710	160,10 €
140	GALVANIZED SPYRO D140	AIR-SR140	22,00 €	800	GALVANIZED SPYRO D800	AIR-SR800	180,10 €
150	GALVANIZED SPYRO D150	AIR-SR150	21,70 €	900	GALVANIZED SPYRO D900	AIR-SR900	253,40 €
160	GALVANIZED SPYRO D160	AIR-SR160	23,10 €	1000	GALVANIZED SPYRO D1000	AIR-SR1000	278,40 €
180	GALVANIZED SPYRO D180	AIR-SR180	26,90 €	1120	GALVANIZED SPYRO D1120	AIR-SR1120	313,40 €
200	GALVANIZED SPYRO D200	AIR-SR200	29,30 €	1200	GALVANIZED SPYRO D1200	AIR-SR1200	331,80 €
224	GALVANIZED SPYRO D224	AIR-SR224	40,10 €	1250	GALVANIZED SPYRO D1250	AIR-SR1250	348,40 €
250	GALVANIZED SPYRO D250	AIR-SR250	46,20 €	1300	GALVANIZED SPYRO D1300	AIR-SR1300	453,40 €
280	GALVANIZED SPYRO D280	AIR-SR280	49,40 €	1400	GALVANIZED SPYRO D1400	AIR-SR1400	483,40 €
300	GALVANIZED SPYRO D300	AIR-SR300	53,40 €	1500	GALVANIZED SPYRO D1500	AIR-SR1500	515,10 €
315	GALVANIZED SPYRO D315	AIR-SR315	55,10 €	1600	GALVANIZED SPYRO D1600	AIR-SR1600	705,30 €
355	GALVANIZED SPYRO D355	AIR-SR355	62,50 €	1800	GALVANIZED SPYRO D1800	AIR-SR1800	730,90 €
400	GALVANIZED SPYRO D400	AIR-SR400	89,00 €	2000	GALVANIZED SPYRO D2000	AIR-SR2000	1.183,40 €
450	GALVANIZED SPYRO D450	AIR-SR450	103,80 €	2200	GALVANIZED SPYRO D2200	AIR-SR2200	1.302,90 €
500	GALVANIZED SPYRO D500	AIR-SR500	115,10 €	2500	GALVANIZED SPYRO D2500	AIR-SR2500	1.629,10 €
560	GALVANIZED SPYRO D560	AIR-SR560	128,40 €				

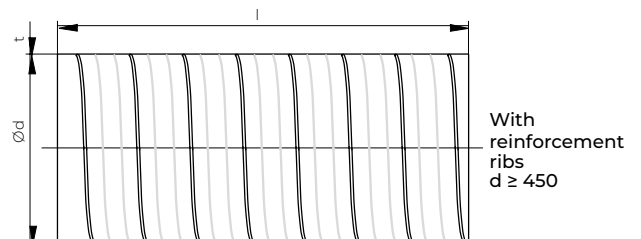
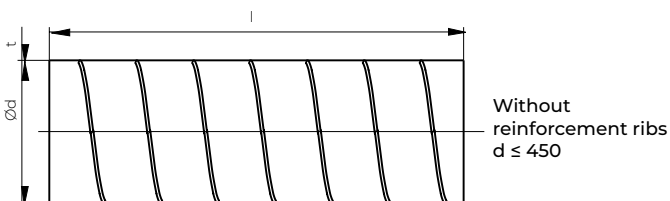
TECHNICAL DATA

DIAMETER	Thickness (mm)	Weight (kg/m)	Tolerance (according to EN1506)
80	0.5	1.19	80,0-80,5
100	0.5	1.38	100,0-100,5
125	0.5	1.73	125,0-125,5
140	0.5	1.94	140,0-140,6
150	0.5	2.07	150,0-150,6
160	0.5	2.21	160,0-160,6
180	0.5	2.49	180,0-180,7
200	0.5	2.77	200,0-200,7
224	0.6	3.86	224,0-224,8
250	0.6	4.31	250,0-250,8
280	0.6	4.83	280,0-280,9
300	0.6	5.18	300,0-300,9
315	0.6	5.44	315,0-315,9
355	0.6	6.13	355,0-356,0
400	0.8	9.21	400,0-401,0
450*	0.8	10.36	450,0-451,1
500*	0.8	11.51	500,0-501,1
560*	0.8	12.90	560,0-561,2
600*	0.8	13.82	600,0-601,2
630*	0.8	14.52	630,0-631,2
710*	0.8	16.36	710,0-711,6
800*	0.8	18.44	800,0-801,6
900*	1.0	25.93	900,0-902,0
1000*	1.0	28.81	1000,0-1002,0
1120*	1.0	32.25	1120,0-1122,5
1200*	1.0	34.56	-
1250*	1.0	36.00	1250,0-1252,5
1300*	1.25	47.75	-
1400*	1.25	51.44	1400,0-1402,8
1500*	1.25	55.11	1500,0-1502,9
1600*	1.50	70.56	1600,0-1603,1
1800*	1.50	79.36	-
2000*	1.50	88.20	-
2200*	2.0	129.36	-
2500*	2.0	161.70	-

*Reinforcement rib.



DIMENSIONS



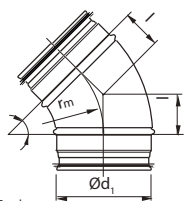


DOWNLOAD PRICE UPDATE



45° GALVANIZED CURVE

45° stamped curve in galvanized sheet and welded, with EPDM rubber gasket, for circular ducts.



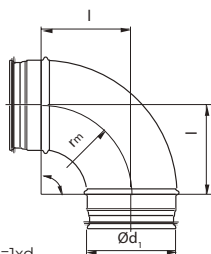
$r_m = 1 \times d_1$

Ød ₁ nom	l mm
80	41
100	41
125	52
140	56
150	62
160	66
180	76
200	83
224	93
250	103



90° GALVANIZED CURVE

90° stamped curve in galvanized sheet and welded, with EPDM rubber gasket, for circular ducts.



$r_m = 1 \times d_1$

Ød ₁ nom	l mm
80	180
100	100
125	125
140	135
150	150
160	160
180	180
200	200
224	224
250	250

CURVES

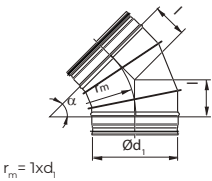
DIAMETER	DESCRIPTION	CODE	PRICE
80	45° GALVANIZED CURVE D80	AIR-BL45-80	14,90 €
100	45° GALVANIZED CURVE D100	AIR-BL45-100	14,90 €
125	45° GALVANIZED CURVE D125	AIR-BL45-125	16,90 €
140	45° GALVANIZED CURVE D140	AIR-BL45-140	40,30 €
150	45° GALVANIZED CURVE D150	AIR-BL45-150	20,00 €
160	45° GALVANIZED CURVE D160	AIR-BL45-160	23,10 €
180	45° GALVANIZED CURVE D180	AIR-BL45-180	23,60 €
200	45° GALVANIZED CURVE D200	AIR-BL45-200	29,20 €
224	45° GALVANIZED CURVE D224	AIR-BL45-224	47,30 €
250	45° GALVANIZED CURVE D250	AIR-BL45-250	52,50 €

DIAMETER	DESCRIPTION	CODE	PRICE
80	90° GALVANIZED CURVE D80	AIR-BL90-80	17,50 €
100	90° GALVANIZED CURVE D100	AIR-BL90-100	16,60 €
125	90° GALVANIZED CURVE D125	AIR-BL90-125	20,00 €
140	90° GALVANIZED CURVE D140	AIR-BL90-140	35,00 €
150	90° GALVANIZED CURVE D150	AIR-BL90-150	29,80 €
160	90° GALVANIZED CURVE D160	AIR-BL90-160	31,60 €
180	90° GALVANIZED CURVE D180	AIR-BL90-180	47,30 €
200	90° GALVANIZED CURVE D200	AIR-BL90-200	43,80 €
224	90° GALVANIZED CURVE D224	AIR-BL90-224	80,50 €
250	90° GALVANIZED CURVE D250	AIR-BL90-250	75,20 €

SECTOR CURVES



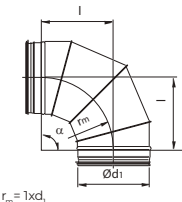
45° SECTOR CURVE
45° stamped sector curve with EPDM rubber gasket, for circular ducts.



Ød _{nom}	l mm
250	104
280	116
300	124
315	130
355	147
400	166
450	186
500	207
560	232
600	249
630	261
710	294
800	331
900	373
1000	414
1120	464
1250	518



90° SECTOR CURVE
90° stamped sector curve with EPDM rubber gasket, for circular ducts.



Ød _{nom}	l mm
250	250
280	280
300	300
315	315
355	355
400	400
450	450
500	500
560	560
600	600
630	630
710	710
800	800
900	900
1000	1000
1120	1120
1250	1250

DIAMETER	DESCRIPTION	CODE	PRICE
250	45° GALVANIZED SECTOR CURVE D250	AIR-BFL45-250	79,00 €
280	45° GALVANIZED SECTOR CURVE D280	AIR-BFL45-280	79,00 €
300	45° GALVANIZED SECTOR CURVE D300	AIR-BFL45-300	86,40 €
315	45° GALVANIZED SECTOR CURVE D315	AIR-BFL45-315	86,40 €
355	45° GALVANIZED SECTOR CURVE D355	AIR-BFL45-355	97,40 €
400	45° GALVANIZED SECTOR CURVE D400	AIR-BFL45-400	115,80 €
450	45° GALVANIZED SECTOR CURVE D450	AIR-BFL45-450	126,80 €
500	45° GALVANIZED SECTOR CURVE D500	AIR-BFL45-500	152,50 €
560	45° GALVANIZED SECTOR CURVE D560	AIR-BFL45-560	192,80 €
600	45° GALVANIZED SECTOR CURVE D600	AIR-BFL45-600	213,00 €
630	45° GALVANIZED SECTOR CURVE D630	AIR-BFL45-630	255,30 €
710	45° GALVANIZED SECTOR CURVE D710	AIR-BFL45-710	369,00 €
800	45° GALVANIZED SECTOR CURVE D800	AIR-BFL45-800	448,00 €
900	45° GALVANIZED SECTOR CURVE D900	AIR-BFL45-900	541,60 €
1000	45° GALVANIZED SECTOR CURVE D1000	AIR-BFL45-1000	771,10 €
1120	45° GALVANIZED SECTOR CURVE D1120	AIR-BFL45-1120	901,40 €
1250	45° GALVANIZED SECTOR CURVE D1250	AIR-BFL45-1250	1.083,10 €

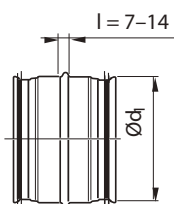
DIAMETER	DESCRIPTION	CODE	PRICE
250	90° GALVANIZED SECTOR CURVE D250	AIR-BFL90-250	117,50 €
280	90° GALVANIZED SECTOR CURVE D280	AIR-BFL90-280	117,50 €
300	90° GALVANIZED SECTOR CURVE D300	AIR-BFL90-300	123,10 €
315	90° GALVANIZED SECTOR CURVE D315	AIR-BFL90-315	123,10 €
355	90° GALVANIZED SECTOR CURVE D355	AIR-BFL90-355	146,90 €
400	90° GALVANIZED SECTOR CURVE D400	AIR-BFL90-400	161,60 €
450	90° GALVANIZED SECTOR CURVE D450	AIR-BFL90-450	187,40 €
500	90° GALVANIZED SECTOR CURVE D500	AIR-BFL90-500	227,70 €
560	90° GALVANIZED SECTOR CURVE D560	AIR-BFL90-560	282,80 €
600	90° GALVANIZED SECTOR CURVE D600	AIR-BFL90-600	345,20 €
630	90° GALVANIZED SECTOR CURVE D630	AIR-BFL90-630	407,70 €
710	90° GALVANIZED SECTOR CURVE D710	AIR-BFL90-710	587,50 €
800	90° GALVANIZED SECTOR CURVE D800	AIR-BFL90-800	752,70 €
900	90° GALVANIZED SECTOR CURVE D900	AIR-BFL90-900	945,50 €
1000	90° GALVANIZED SECTOR CURVE D1000	AIR-BFL90-1000	1.246,50 €
1120	90° GALVANIZED SECTOR CURVE D1120	AIR-BFL90-1120	1.417,20 €
1250	90° GALVANIZED SECTOR CURVE D1250	AIR-BFL90-1250	1.639,30 €



DOWNLOAD PRICE UPDATE



SLEEVE
Male coupling sleeve for joining two circular pipes.



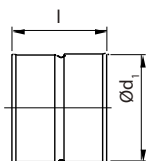
COUPLING SLEEVES

DIAMETER	DESCRIPTION	CODE	PRICE
80	GALVANIZED SLEEVE TUBE D80	AIR-NPL80	8,70 €
100	GALVANIZED SLEEVE TUBE D100	AIR-NPL100	8,90 €
125	GALVANIZED SLEEVE TUBE D125	AIR-NPL125	9,90 €
140	GALVANIZED SLEEVE TUBE D140	AIR-NPL140	10,60 €
150	GALVANIZED SLEEVE TUBE D150	AIR-NPL150	10,80 €
160	GALVANIZED SLEEVE TUBE D160	AIR-NPL160	11,40 €
180	GALVANIZED SLEEVE TUBE D180	AIR-NPL180	12,40 €
200	GALVANIZED SLEEVE TUBE D200	AIR-NPL200	13,20 €
224	GALVANIZED SLEEVE TUBE D224	AIR-NPL224	18,10 €
250	GALVANIZED SLEEVE TUBE D250	AIR-NPL250	16,20 €
280	GALVANIZED SLEEVE TUBE D280	AIR-NPL280	20,50 €
300	GALVANIZED SLEEVE TUBE D300	AIR-NPL300	20,40 €
315	GALVANIZED SLEEVE TUBE D315	AIR-NPL315	20,40 €
355	GALVANIZED SLEEVE TUBE D355	AIR-NPL355	27,30 €
400	GALVANIZED SLEEVE TUBE D400	AIR-NPL400	34,20 €
450	GALVANIZED SLEEVE TUBE D450	AIR-NPL450	50,70 €
500	GALVANIZED SLEEVE TUBE D500	AIR-NPL500	56,00 €
560	GALVANIZED SLEEVE TUBE D560	AIR-NPL560	75,20 €
600	GALVANIZED SLEEVE TUBE D600	AIR-NPL600	78,70 €
630	GALVANIZED SLEEVE TUBE D630	AIR-NPL630	89,20 €
710	GALVANIZED SLEEVE TUBE D710	AIR-NPL710	115,40 €
800	GALVANIZED SLEEVE TUBE D800	AIR-NPL800	131,20 €
900	GALVANIZED SLEEVE TUBE D900	AIR-NPL900	173,10 €
1000	GALVANIZED SLEEVE TUBE D1000	AIR-NPL1000	262,30 €
1120	GALVANIZED SLEEVE TUBE D1120	AIR-NPL1120	314,70 €
1250	GALVANIZED SLEEVE TUBE D1250	AIR-NPL1250	335,70 €

COUPLING SLEEVES



SLEEVE
Female coupling sleeve.



Ød ₁ nom	l mm
80*	95
100*	95
125*	95
140	95
150*	95
160*	95
180	95
200*	95
224	95
250*	140
280	130
300	130
315*	140
355	130
400*	180
450	170
500*	180
560	170
600	170
630	170
710	210
800	210
900	210
1000	210
1120	250
1250	250

* With folded edge

DIAMETER	DESCRIPTION	CODE	PRICE
80	MALE/FEMALE COUPLING SLEEVE D80	AIR-MF80	4,10 €
100	MALE/FEMALE COUPLING SLEEVE D100	AIR-MF100	4,10 €
125	MALE/FEMALE COUPLING SLEEVE D125	AIR-MF125	4,20 €
140	MALE/FEMALE COUPLING SLEEVE D140	AIR-MF140	5,30 €
150	MALE/FEMALE COUPLING SLEEVE D150	AIR-MF150	4,90 €
160	MALE/FEMALE COUPLING SLEEVE D160	AIR-MF160	4,80 €
180	MALE/FEMALE COUPLING SLEEVE D180	AIR-MF180	5,90 €
200	MALE/FEMALE COUPLING SLEEVE D200	AIR-MF200	5,90 €
224	MALE/FEMALE COUPLING SLEEVE D224	AIR-MF224	7,10 €
250	MALE/FEMALE COUPLING SLEEVE D250	AIR-MF250	7,20 €
280	MALE/FEMALE COUPLING SLEEVE D280	AIR-MF280	9,10 €
300	MALE/FEMALE COUPLING SLEEVE D300	AIR-MF300	9,50 €
315	MALE/FEMALE COUPLING SLEEVE D315	AIR-MF315	10,00 €
355	MALE/FEMALE COUPLING SLEEVE D355	AIR-MF355	17,30 €
400	MALE/FEMALE COUPLING SLEEVE D400	AIR-MF400	24,90 €
450	MALE/FEMALE COUPLING SLEEVE D450	AIR-MF450	25,90 €
500	MALE/FEMALE COUPLING SLEEVE D500	AIR-MF500	29,80 €
560	MALE/FEMALE COUPLING SLEEVE D560	AIR-MF560	32,70 €
600	MALE/FEMALE COUPLING SLEEVE D600	AIR-MF600	35,00 €
630	MALE/FEMALE COUPLING SLEEVE D630	AIR-MF630	42,00 €
710	MALE/FEMALE COUPLING SLEEVE D710	AIR-MF710	57,70 €
800	MALE/FEMALE COUPLING SLEEVE D800	AIR-MF800	71,70 €
900	MALE/FEMALE COUPLING SLEEVE D900	AIR-MF900	74,90 €
1000	MALE/FEMALE COUPLING SLEEVE D1000	AIR-MF1000	88,80 €
1120	MALE/FEMALE COUPLING SLEEVE D1120	AIR-MF1120	139,90 €
1250	MALE/FEMALE COUPLING SLEEVE D1250	AIR-MF1250	152,10 €

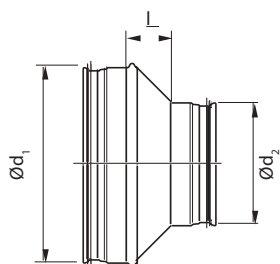


DOWNLOAD PRICE UPDATE



CIRCULAR REDUCTION

Male-male concentric stamped reduction with EPDM rubber gasket, for circular ducts.



$\varnothing d_1$ nom	$\varnothing d_2$ nom	l mm
100*	80	26
125*	80	38
125*	100	27
150	100	36
150*	125	31
160	80	52
160*	100	46
160*	125	35
160	150	20
200*	100	46
200*	125	55
200	150	37
200*	160	39
250	125	70
250	150	62
250*	160	60
250*	200	42
315	160	91
315	200	74
315*	250	50

* With folded edge

REDUCTIONS

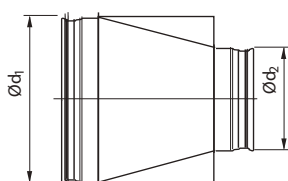
DIAMETER 1	DIAMETER 2	DESCRIPTION	CODE	PRICE
100	80	CIRC. MALE-MALE REDUCTION	AIR-RCPL100-80	13,20 €
125	80	CIRC. MALE-MALE REDUCTION	AIR-RCPL125-80	14,20 €
125	100	CIRC. MALE-MALE REDUCTION	AIR-RCPL125-100	14,20 €
150	100	CIRC. MALE-MALE REDUCTION	AIR-RCPL150-100	15,40 €
150	125	CIRC. MALE-MALE REDUCTION	AIR-RCPL150-125	17,90 €
160	80	CIRC. MALE-MALE REDUCTION	AIR-RCPL160-80	20,10 €
160	100	CIRC. MALE-MALE REDUCTION	AIR-RCPL160-100	16,80 €
160	125	CIRC. MALE-MALE REDUCTION	AIR-RCPL160-125	15,90 €
160	150	CIRC. MALE-MALE REDUCTION	AIR-RCPL160-150	18,60 €
180	100	CIRC. MALE-MALE REDUCTION	AIR-RCPL180-100	35,70 €
180	125	CIRC. MALE-MALE REDUCTION	AIR-RCPL180-125	20,30 €
180	150	CIRC. MALE-MALE REDUCTION	AIR-RCPL180-150	32,50 €
180	160	CIRC. MALE-MALE REDUCTION	AIR-RCPL180-160	31,30 €
200	100	CIRC. MALE-MALE REDUCTION	AIR-RCPL200-100	20,70 €
200	125	CIRC. MALE-MALE REDUCTION	AIR-RCPL200-125	20,70 €
200	150	CIRC. MALE-MALE REDUCTION	AIR-RCPL200-150	21,50 €
200	160	CIRC. MALE-MALE REDUCTION	AIR-RCPL200-160	20,40 €
200	180	CIRC. MALE-MALE REDUCTION	AIR-RCPL200-180	25,40 €
250	125	CIRC. MALE-MALE REDUCTION	AIR-RCPL250-125	27,60 €
250	150	CIRC. MALE-MALE REDUCTION	AIR-RCPL250-150	29,00 €
250	160	CIRC. MALE-MALE REDUCTION	AIR-RCPL250-160	27,00 €
250	180	CIRC. MALE-MALE REDUCTION	AIR-RCPL250-180	30,00 €
250	200	CIRC. MALE-MALE REDUCTION	AIR-RCPL250-200	26,70 €
300	200	CIRC. MALE-MALE REDUCTION	AIR-RCPL300-200	37,40 €
300	250	CIRC. MALE-MALE REDUCTION	AIR-RCPL300-250	39,00 €
315	160	CIRC. MALE-MALE REDUCTION	AIR-RCPL315-160	60,10 €
315	200	CIRC. MALE-MALE REDUCTION	AIR-RCPL315-200	34,20 €
315	250	CIRC. MALE-MALE REDUCTION	AIR-RCPL315-250	35,70 €

REDUCTIONS



Concentric REDUCTION

Concentric and tangent stamped reduction with EPDM rubber gasket, for circular ducts.



Ød ₁ nom	Ød ₂ nom	l mm
150	80	126
150	100	99
150	125	64
160	100	112
160	125	78
160	150	44
200	80	195
200	100	167
200	125	133
200	150	99
200	160	85
200	180	58
250	100	236
250	125	202
250	140	181
250	150	167
250	160	154
250	180	126
250	200	99
250	224	66
300	125	270
300	150	236
300	160	222
300	180	195
300	200	167
300	250	99
400	200	310
400	250	241
400	280	200
400	300	172
400	315	152
450	200	378
450	250	310
450	280	269
450	300	241
450	315	221
450	400	109
500	200	447
500	250	378
500	280	337
500	300	310
500	315	289
500	400	177

Other sizes available.
Request information from our technical office.

DIAMETER 1	DIAMETER 2	DESCRIPTION	CODE	PRICE
150	100	CIRC. CIRC. reductions	AIR-RCLL150-100	37,60 €
150	125	CIRC. CIRC. reductions	AIR-RCLL150-125	44,40 €
160	80	CIRC. CIRC. reductions	AIR-RCLL160-80	44,50 €
160	100	CIRC. CIRC. reductions	AIR-RCLL160-100	41,10 €
160	125	CIRC. CIRC. reductions	AIR-RCLL160-125	41,10 €
160	150	CIRC. CIRC. reductions	AIR-RCLL160-150	41,10 €
200	80	CIRC. CIRC. reductions	AIR-RCLL200-80	51,30 €
200	100	CIRC. CIRC. reductions	AIR-RCLL200-100	49,60 €
200	125	CIRC. CIRC. reductions	AIR-RCLL200-125	49,60 €
200	150	CIRC. CIRC. reductions	AIR-RCLL200-150	47,90 €
200	160	CIRC. CIRC. reductions	AIR-RCLL200-160	47,90 €
200	180	CIRC. CIRC. reductions	AIR-RCLL200-180	47,90 €
250	80	CIRC. CIRC. reductions	AIR-RCLL250-80	66,70 €
250	100	CIRC. CIRC. reductions	AIR-RCLL250-100	64,90 €
250	125	CIRC. CIRC. reductions	AIR-RCLL250-125	64,90 €
250	150	CIRC. CIRC. reductions	AIR-RCLL250-150	63,30 €
250	160	CIRC. CIRC. reductions	AIR-RCLL250-160	63,30 €
250	180	CIRC. CIRC. reductions	AIR-RCLL250-180	63,30 €
250	200	CIRC. CIRC. reductions	AIR-RCLL250-200	64,90 €
300	80	CIRC. CIRC. reductions	AIR-RCLL300-80	78,70 €
300	100	CIRC. CIRC. reductions	AIR-RCLL300-100	76,90 €
300	125	CIRC. CIRC. reductions	AIR-RCLL300-125	75,20 €
300	150	CIRC. CIRC. reductions	AIR-RCLL300-150	71,90 €
300	160	CIRC. CIRC. reductions	AIR-RCLL300-160	75,20 €
300	180	CIRC. CIRC. reductions	AIR-RCLL300-180	75,20 €
300	200	CIRC. CIRC. reductions	AIR-RCLL300-200	75,20 €
300	250	CIRC. CIRC. reductions	AIR-RCLL300-250	75,20 €
450	125	CIRC. CIRC. reductions	AIR-RCLL450-125	126,50 €
450	150	CIRC. CIRC. reductions	AIR-RCLL450-150	135,00 €
450	160	CIRC. CIRC. reductions	AIR-RCLL450-160	140,10 €
450	180	CIRC. CIRC. reductions	AIR-RCLL450-180	138,40 €
450	200	CIRC. CIRC. reductions	AIR-RCLL450-200	126,50 €
450	250	CIRC. CIRC. reductions	AIR-RCLL450-250	123,00 €
450	280	CIRC. CIRC. reductions	AIR-RCLL450-280	123,00 €
450	300	CIRC. CIRC. reductions	AIR-RCLL450-300	123,00 €
450	315	CIRC. CIRC. reductions	AIR-RCLL450-315	123,00 €
450	355	CIRC. CIRC. reductions	AIR-RCLL450-355	123,00 €
450	400	CIRC. CIRC. reductions	AIR-RCLL450-400	123,00 €
500	125	CIRC. CIRC. reductions	AIR-RCLL500-125	146,90 €
500	150	CIRC. CIRC. reductions	AIR-RCLL500-150	146,90 €
500	160	CIRC. CIRC. reductions	AIR-RCLL500-160	146,90 €
500	180	CIRC. CIRC. reductions	AIR-RCLL500-180	148,60 €
500	200	CIRC. CIRC. reductions	AIR-RCLL500-200	148,60 €
500	250	CIRC. CIRC. reductions	AIR-RCLL500-250	146,90 €
500	280	CIRC. CIRC. reductions	AIR-RCLL500-280	146,90 €
500	300	CIRC. CIRC. reductions	AIR-RCLL500-300	141,80 €
500	400	CIRC. CIRC. reductions	AIR-RCLL500-400	140,10 €

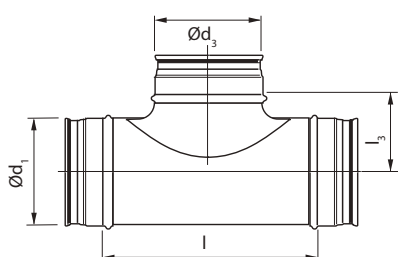


DOWNLOAD PRICE UPDATE



90° TEES WITH STAMPED BRANCH

Tee with a 90° stamped branch with EPDM rubber gasket, for circular ducts.



Ød ₁ norm	Ød ₃ norm	l mm	s mm
80	80	140	52
100	80	103	65
100	100	130	65
125	80	97	75
125	100	130	78
125	125	165	83
140	80	140	82
140	100	175	85
140	125	215	70
140	140	230	90
150	80	140	87
150	100	175	90
150	125	215	95
150	140	230	95
150	150	260	95
160	80	140	92
160	100	130	95
160	125	166	100
160	140	230	100
160	150	260	100
160	160	209	105
180	80	140	102
180	100	175	105
180	125	215	110
180	140	230	110
180	150	260	110
180	160	260	115
180	180	285	115
200	80	140	112
200	100	175	115
200	125	215	115
200	140	230	120
200	150	260	120
200	160	209	125
200	180	285	125
200	200	249	125
224	80	140	124
224	100	175	127
224	125	215	132
224	140	230	132
224	150	260	132
224	160	260	137
224	180	285	137
224	200	346	137
250	80	156	137
250	100	175	140
250	125	220	145
250	140	230	145
250	150	255	145
250	160	256	150
250	180	306	150
250	200	306	150
250	224	350	150
250	250	296	150
280	80	156	155
280	100	175	155
280	125	220	160
280	140	230	160
280	150	255	160
280	160	256	165
280	180	306	165
280	200	306	165
280	224	350	165
280	250	350	140
280	280	390	140
300	80	156	162
300	100	175	165
300	125	220	170
300	140	230	170
300	150	255	170
300	160	256	175
300	180	306	175
300	200	306	175
300	224	350	175
300	250	350	175

TEES

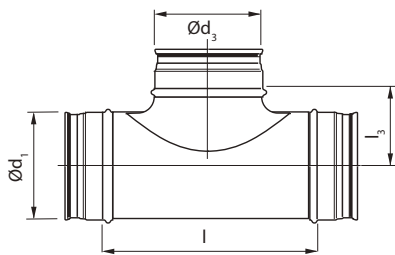
DIAMETER 1	DIAMETER 3	DESCRIPTION	CODE	PRICE
80	80	90° TEE 3XD80	AIR-TCPL80	34,30 €
100	80	90° TEE 1XD100 + 2XD80	AIR-TCPL100-80	34,30 €
100	100	90° TEE 3XD100	AIR-TCPL100	37,60 €
125	80	90° TEE 1XD125 + 2XD80	AIR-TCPL125-80	37,70 €
125	100	90° TEE 1XD125 + 2XD100	AIR-TCPL125-100	35,90 €
125	125	90° TEE 3XD125	AIR-TCPL125	37,60 €
150	80	90° TEE 1XD150 + 2XD80	AIR-TCPL150-80	47,70 €
150	100	90° TEE 1XD150 + 2XD100	AIR-TCPL150-100	47,90 €
150	125	90° TEE 1XD150 + 2XD125	AIR-TCPL150-125	46,20 €
150	150	90° TEE 3XD150	AIR-TCPL150	59,90 €
160	80	90° TEE 1XD160 + 2XD80	AIR-TCPL160-80	39,40 €
160	100	90° TEE 1XD160 + 2XD100	AIR-TCPL160-100	41,10 €
160	125	90° TEE 1XD160 + 2XD125	AIR-TCPL160-125	42,80 €
160	160	90° TEE 3XD160	AIR-TCPL160	49,60 €
180	80	90° TEE 1XD180 + 2XD80	AIR-TCPL180-80	41,10 €
180	100	90° TEE 1XD180 + 2XD100	AIR-TCPL180-100	46,20 €
180	125	90° TEE 1XD180 + 2XD125	AIR-TCPL180-125	47,90 €
180	160	90° TEE 1XD180 + 2XD160	AIR-TCPL180-160	59,90 €
200	80	90° TEE 1XD200 + 2XD80	AIR-TCPL200-80	42,80 €
200	100	90° TEE 1XD200 + 2XD100	AIR-TCPL200-100	58,10 €
200	125	90° TEE 1XD200 + 2XD125	AIR-TCPL200-125	46,20 €
200	150	90° TEE 1XD200 + 2XD150	AIR-TCPL200-150	61,60 €
200	160	90° TEE 1XD200 + 2XD160	AIR-TCPL200-160	56,40 €
200	200	90° TEE 3XD200	AIR-TCPL200	63,30 €
224	80	90° TEE 1XD224 + 2XD80	AIR-TCPL224-80	61,60 €
224	100	90° TEE 1XD224 + 2XD100	AIR-TCPL224-100	47,90 €
224	125	90° TEE 1XD224 + 2XD125	AIR-TCPL224-125	47,90 €
224	150	90° TEE 1XD224 + 2XD150	AIR-TCPL224-150	61,60 €
224	160	90° TEE 1XD224 + 2XD160	AIR-TCPL224-160	56,40 €
224	200	90° TEE 1XD224 + 2XD200	AIR-TCPL224-200	63,30 €
250	80	90° TEE 1XD250 + 2XD80	AIR-TCPL250-80	44,50 €
250	100	90° TEE 1XD250 + 2XD100	AIR-TCPL250-100	56,40 €
250	125	90° TEE 1XD250 + 2XD125	AIR-TCPL250-125	44,50 €
250	150	90° TEE 1XD250 + 2XD150	AIR-TCPL250-150	71,90 €
250	160	90° TEE 1XD250 + 2XD160	AIR-TCPL250-160	64,90 €
250	200	90° TEE 1XD250 + 2XD200	AIR-TCPL250-200	78,70 €
250	250	90° TEE 3XD250	AIR-TCPL250	63,30 €
315	100	90° TEE 1XD315 + 2XD100	AIR-TCPL315-100	66,70 €
315	125	90° TEE 1XD315 + 2XD125	AIR-TCPL315-125	68,40 €
315	150	90° TEE 1XD315 + 2XD150	AIR-TCPL315-150	100,80 €
315	160	90° TEE 1XD315 + 2XD160	AIR-TCPL315-160	82,10 €
315	200	90° TEE 1XD315 + 2XD200	AIR-TCPL315-200	95,70 €
315	250	90° TEE 1XD315 + 2XD250	AIR-TCPL315-250	111,10 €
315	315	90° TEE 3XD315	AIR-TCPL315	133,30 €
400	160	TEE 90° 1XD400 + 2XD160	AIR-TCPL400-160	292,10 €
400	200	TEE 90° 1XD400 + 2XD200	AIR-TCPL400-200	300,70 €
400	250	TEE 90° 1XD400 + 2XD250	AIR-TCPL400-250	310,80 €
400	315	TEE 90° 1XD400 + 2XD315	AIR-TCPL400-315	329,60 €
400	400	TEE 90° 3XD400	AIR-TCPL400	368,90 €
500	160	TEE 90° 1XD500 + 2XD160	AIR-TCPL500-160	291,50 €
500	200	TEE 90° 1XD500 + 2XD200	AIR-TCPL500-200	300,70 €
500	250	TEE 90° 1XD500 + 2XD250	AIR-TCPL500-250	309,90 €
500	315	TEE 90° 1XD500 + 2XD315	AIR-TCPL500-315	330,20 €
500	400	TEE 90° 1XD500 + 2XD400	AIR-TCPL500-400	368,90 €

TEES



90° TEES

Tee with a 90° branch with EPDM rubber gasket, for circular ducts.



$\varnothing d_1$ nom	$\varnothing d_3$ nom	l mm	l_3 mm
315	80	156	170
315	100	175	173
315	125	220	178
315	140	230	178
315	150	355	178
315	160	256	182
315	180	306	182
315	200	306	182
315	224	350	182
315	250	350	182
315	280	390	182
315	300	430	182
315	315	363	182
355	100	175	193
355	125	220	198
355	140	230	198
355	150	255	198
355	160	256	203
355	180	306	203
355	200	306	203
355	224	350	203
355	250	350	203
355	280	390	178
355	300	430	203
355	315	455	203
355	355	470	203
400	100	175	215
400	125	225	220
400	160	266	225
400	200	300	225
400	224	350	225
400	250	350	225
400	280	390	200
400	300	430	225
400	315	415	225
400	355	470	225
400	400	510	225
450	100	175	240
450	125	225	245
450	160	266	250
450	200	300	250
450	224	350	250
450	250	350	250
450	280	390	225
450	300	430	250
450	315	415	250
450	355	470	250
450	400	510	250
450	450	550	225
500	100	175	265
500	125	225	270
500	160	266	275
500	200	300	275
500	250	350	275
500	300	430	275
500	315	415	275
500	355	470	275
500	400	510	275
500	450	550	250
500	500	550	290
560	100	175	295
560	125	225	300
560	160	266	305
560	200	300	305
560	250	350	305
560	300	430	280
560	315	415	305
560	355	470	305
560	400	510	305
560	450	550	280
560	500	550	280
600	100	175	315
600	125	225	320
600	160	266	325
600	200	300	325
600	250	350	325
600	300	430	300
600	315	415	325
600	355	470	300
600	400	510	325

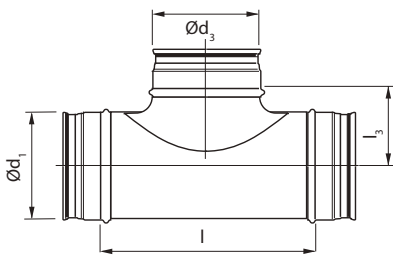
DIAMETER 1	DIAMETER 3	DESCRIPTION	CODE	PRICE
300	300	90° TEE 3XD300	AIR-TCPHL300	150,40 €
315	300	90° TEE 1XD315 + 2XD300	AIR-TCPHL315-300	150,40 €
315	315	90° TEE 3XD315	AIR-TCPHL315	152,10 €
355	300	90° TEE 1XD355 + 2XD300	AIR-TCPHL355-300	165,70 €
355	315	90° TEE 1XD355 + 2XD315	AIR-TCPHL355-315	174,20 €
355	355	90° TEE 3XD355	AIR-TCPHL355	191,40 €
400	300	90° TEE 1XD400 + 2XD300	AIR-TCPHL400-300	176,00 €
400	315	90° TEE 1XD400 + 2XD315	AIR-TCPHL400-315	187,90 €
400	355	90° TEE 1XD400 + 2XD355	AIR-TCPHL400-355	206,70 €
400	400	90° TEE 3XD400	AIR-TCPHL400	222,10 €
450	300	90° TEE 1XD450 + 2XD300	AIR-TCPHL450-300	206,70 €
450	315	90° TEE 1XD450 + 2XD315	AIR-TCPHL450-315	210,20 €
450	355	90° TEE 1XD450 + 2XD355	AIR-TCPHL450-355	225,50 €
450	400	90° TEE 1XD450 + 2XD400	AIR-TCPHL450-400	235,80 €
450	450	90° TEE 3XD450	AIR-TCPHL450	269,90 €
500	315	90° TEE 1XD500 + 2XD315	AIR-TCPHL500-315	217,00 €
500	400	90° TEE 1XD500 + 2XD400	AIR-TCPHL500-400	251,10 €
500	300	90° TEE 1XD500 + 2XD300	AIR-TCPHL500-300	208,50 €
500	450	90° TEE 1XD500 + 2XD315	AIR-TCPHL500-450	269,90 €
500	355	90° TEE 1XD500 + 2XD355	AIR-TCPHL500-355	230,60 €
500	500	90° TEE 3XD500	AIR-TCPHL500	281,90 €
560	300	90° TEE 1XD560 + 2XD300	AIR-TCPHL560-300	273,30 €
560	315	90° TEE 1XD560 + 2XD315	AIR-TCPHL560-315	281,90 €
560	355	90° TEE 1XD560 + 2XD355	AIR-TCPHL560-355	307,50 €
560	400	90° TEE 1XD560 + 2XD400	AIR-TCPHL560-400	317,70 €
560	450	90° TEE 1XD560 + 2XD450	AIR-TCPHL560-450	350,10 €
560	500	90° TEE 1XD560 + 2XD500	AIR-TCPHL560-500	372,40 €
560	560	90° TEE 3XD560	AIR-TCPHL560	403,00 €
600	300	90° TEE 1XD600 + 2XD300	AIR-TCPHL600-300	290,40 €
600	315	90° TEE 1XD600 + 2XD315	AIR-TCPHL600-315	293,80 €
600	355	90° TEE 1XD600 + 2XD355	AIR-TCPHL600-355	322,80 €
600	400	90° TEE 1XD600 + 2XD400	AIR-TCPHL600-400	328,00 €
600	450	90° TEE 1XD600 + 2XD450	AIR-TCPHL600-450	353,60 €
600	500	90° TEE 1XD600 + 2XD500	AIR-TCPHL600-500	368,90 €
600	560	90° TEE 1XD600 + 2XD560	AIR-TCPHL600-560	454,30 €
600	600	90° TEE 3XD600	AIR-TCPHL600	476,50 €
630	300	90° TEE 1XD630 + 2XD300	AIR-TCPHL630-300	307,50 €
630	315	90° TEE 1XD630 + 2XD315	AIR-TCPHL630-315	310,80 €
630	355	90° TEE 1XD630 + 2XD355	AIR-TCPHL630-355	341,60 €
630	400	90° TEE 1XD630 + 2XD400	AIR-TCPHL630-400	348,40 €
630	450	90° TEE 1XD630 + 2XD450	AIR-TCPHL630-450	367,20 €
630	500	90° TEE 1XD630 + 2XD500	AIR-TCPHL630-500	394,50 €
630	560	90° TEE 1XD630 + 2XD560	AIR-TCPHL630-560	473,10 €
630	600	90° TEE 1XD630 + 2XD600	AIR-TCPHL630-600	544,80 €
630	630	90° TEE 3XD630	AIR-TCPHL630	577,20 €
710	300	90° TEE 1XD710 + 2XD300	AIR-TCPHL710-300	408,20 €
710	315	90° TEE 1XD710 + 2XD315	AIR-TCPHL710-315	418,50 €
710	355	90° TEE 1XD710 + 2XD355	AIR-TCPHL710-355	450,90 €
710	400	90° TEE 1XD710 + 2XD400	AIR-TCPHL710-400	485,00 €
710	450	90° TEE 1XD710 + 2XD450	AIR-TCPHL710-450	515,80 €
710	500	90° TEE 1XD710 + 2XD500	AIR-TCPHL710-500	549,90 €

TEES



90° TEES

Tee with a 90° branch with EPDM rubber gasket, for circular ducts.



$\varnothing d_1$ nom	$\varnothing d_3$ nom	l mm	l_1 mm
315	80	156	170
315	100	175	173
315	125	220	178
315	140	230	178
315	150	355	178
315	160	256	182
315	180	306	182
315	200	306	182
315	224	350	182
315	250	350	182
315	280	390	182
315	300	430	182
315	315	363	182
355	100	175	193
355	125	220	198
355	140	230	198
355	150	255	198
355	160	256	203
355	180	306	203
355	200	306	203
355	224	350	203
355	250	350	203
355	280	390	178
355	300	430	203
355	315	455	203
355	355	470	203
400	100	175	215
400	125	225	220
400	160	266	225
400	200	300	225
400	224	350	225
400	250	350	225
400	280	390	200
400	300	430	225
400	315	415	225
400	355	470	225
400	400	510	225
450	100	175	240
450	125	225	245
450	160	266	250
450	200	300	250
450	224	350	250
450	250	350	250
450	280	390	225
450	300	430	250
450	315	415	250
450	355	470	250
450	400	510	250
450	450	550	225
500	100	175	265
500	125	225	270
500	160	266	275
500	200	300	275
500	250	350	275
500	300	430	275
500	315	415	275
500	355	470	275
500	400	510	275
500	450	550	250
500	500	550	290
560	100	175	295
560	125	225	300
560	160	266	305
560	200	300	305
560	250	350	305
560	300	430	280
560	315	415	305
560	355	470	305
560	400	510	305
560	450	550	280
560	500	550	280
600	100	175	315
600	125	225	320
600	160	266	325
600	200	300	325
600	250	350	325
600	300	430	300
600	315	415	325
600	355	470	300
600	400	510	325

DIAMETER 1	DIAMETER 3	DESCRIPTION	CODE	PRICE
710	560	90° TEE 1XD710 + 2XD560	AIR-TCPHL710/560	589,20 €
710	600	90° TEE 1XD710 + 2XD600	AIR-TCPHL710/600	613,10 €
710	630	90° TEE 1XD710 + 2XD630	AIR-TCPHL710/630	705,30 €
710	710	90° TEE 3XD710	AIR-TCPHL710	773,60 €
800	300	90° TEE 1XD800 + 2XD300	AIR-TCPHL800/300	459,40 €
800	315	90° TEE 1XD800 + 2XD315	AIR-TCPHL800/315	466,20 €
800	355	90° TEE 1XD800 + 2XD355	AIR-TCPHL800/355	503,80 €
800	400	90° TEE 1XD800 + 2XD400	AIR-TCPHL800/400	541,40 €
800	450	90° TEE 1XD800 + 2XD450	AIR-TCPHL800/450	573,90 €
800	500	90° TEE 1XD800 + 2XD500	AIR-TCPHL800/500	613,10 €
800	560	90° TEE 1XD800 + 2XD560	AIR-TCPHL800/560	657,60 €
800	600	90° TEE 1XD800 + 2XD600	AIR-TCPHL800/600	681,40 €
800	630	90° TEE 1XD800 + 2XD630	AIR-TCPHL800/630	780,40 €
800	710	90° TEE 1XD800 + 2XD710	AIR-TCPHL800/710	794,20 €
800	800	90° TEE 3XD800	AIR-TCPHL800	860,70 €
900	400	90° TEE 1XD900 + 2XD400	AIR-TCPHL900/400	934,10 €
900	450	90° TEE 1XD900 + 2XD450	AIR-TCPHL900/450	981,90 €
900	500	90° TEE 1XD900 + 2XD500	AIR-TCPHL900/500	1.048,60 €
900	560	90° TEE 1XD900 + 2XD560	AIR-TCPHL900/560	1.103,20 €
900	600	90° TEE 1XD900 + 2XD600	AIR-TCPHL900/600	1.151,00 €
900	630	90° TEE 1XD900 + 2XD630	AIR-TCPHL900/630	1.270,50 €
900	710	90° TEE 1XD900 + 2XD710	AIR-TCPHL900/710	1.376,40 €
900	800	90° TEE 1XD900 + 2XD800	AIR-TCPHL900/800	1.485,70 €
900	900	90° TEE 3XD900	AIR-TCPHL900	1.612,00 €
1000	400	90° TEE 1XD1000 + 2XD400	AIR-TCPHL1000/400	1.043,40 €
1000	450	90° TEE 1XD1000 + 2XD450	AIR-TCPHL1000/450	1.103,20 €
1000	500	90° TEE 1XD1000 + 2XD500	AIR-TCPHL1000/500	1.169,70 €
1000	560	90° TEE 1XD1000 + 2XD560	AIR-TCPHL1000/560	1.233,00 €
1000	600	90° TEE 1XD1000 + 2XD600	AIR-TCPHL1000/600	1.277,40 €
1000	630	90° TEE 1XD1000 + 2XD630	AIR-TCPHL1000/630	1.396,90 €
1000	710	90° TEE 1XD1000 + 2XD710	AIR-TCPHL1000/710	1.521,50 €
1000	800	90° TEE 1XD1000 + 2XD800	AIR-TCPHL1000/800	1.552,30 €
1000	900	90° TEE 1XD1000 + 2XD900	AIR-TCPHL1000/900	1.596,70 €
1000	1000	90° TEE 3XD1000	AIR-TCPHL1000	1.716,20 €
1120	400	90° TEE 1XD1120 + 2XD400	AIR-TCPHL1120/400	971,70 €
1120	450	90° TEE 1XD1120 + 2XD450	AIR-TCPHL1120/450	1.079,20 €
1120	500	90° TEE 1XD1120 + 2XD500	AIR-TCPHL1120/500	1.156,10 €
1120	560	90° TEE 1XD1120 + 2XD560	AIR-TCPHL1120/560	1.222,70 €
1120	600	90° TEE 1XD1120 + 2XD600	AIR-TCPHL1120/600	1.263,70 €
1120	630	90° TEE 1XD1120 + 2XD630	AIR-TCPHL1120/630	1.369,60 €
1120	710	90° TEE 1XD1120 + 2XD710	AIR-TCPHL1120/710	1.571,10 €
1120	800	90° TEE 1XD1120 + 2XD800	AIR-TCPHL1120/800	1.687,20 €
1120	900	90° TEE 1XD1120 + 2XD900	AIR-TCPHL1120/900	2.018,50 €
1120	1000	90° TEE 1XD1120 + 2XD1000	AIR-TCPHL1120/1000	2.161,90 €
1120	1120	90° TEE 3XD1120	AIR-TCPHL1120	2.378,70 €
1250	630	90° TEE 1XD1250 + 2XD630	AIR-TCPHL1250/630	1.612,00 €
1250	710	90° TEE 1XD1250 + 2XD710	AIR-TCPHL1250/710	1.741,80 €
1250	800	90° TEE 1XD1250 + 2XD800	AIR-TCPHL1250/800	1.869,90 €
1250	900	90° TEE 1XD1250 + 2XD900	AIR-TCPHL1250/900	2.016,70 €
1250	1000	90° TEE 1XD1250 + 2XD1000	AIR-TCPHL1250/1000	2.156,70 €
1250	1120	90° TEE 1XD1250 + 2XD1120	AIR-TCPHL1250/1120	2.494,80 €
1250	1250	90° TEE 3XD1250	AIR-TCPHL1250	2.698,00 €

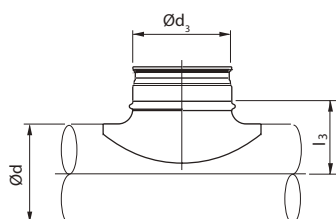
TEES



SADDLE BRANCH 90°

90° stamped branch with an aerodynamic flow radius.

Some branches produced from the same mold cover different Ø diameters of the tube.



Ød nom	Ød ₃ nom	l ₃ mm
80	80	52
100	80	60
100	100	65
125	80	75
125	100	78
125	125	83
150	80	87
150	100	90
150	125	95
150	150	95
160	80	92
160	100	95
160	125	100
160	150	100
160	160	105
200	80	112
200	100	115
200	125	115
200	150	120
200	160	125
200	180	125
200	200	125
250	80	137
250	100	140
250	125	145
250	160	150
250	200	150
250	250	150
315	80	170
315	100	173
315	125	178
315	160	182
315	200	182
315	224	182
315	250	182
315	300	182
315	315	182
400	100	215
400	125	220
400	160	225
400	200	225
400	250	225
400	315	225
400	400	225
500	100	265
500	125	270
500	150	270
500	160	275
500	200	275
500	250	275
500	300	275
500	315	275
500	400	275
500	450	275
500	500	290

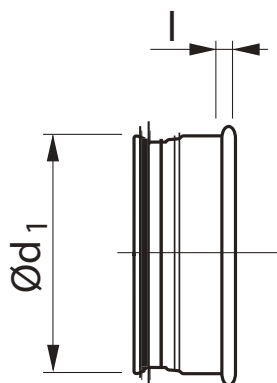
DIAMETER 1	DIAMETER 3	DESCRIPTION	CODE	PRICE
80	80	SADDLE BRANCH 90°	AIR-PSL80-80	12,50 €
100	80	SADDLE BRANCH 90°	AIR-PSL100-80	12,50 €
100	100	SADDLE BRANCH 90°	AIR-PSL100-100	9,40 €
125	80	SADDLE BRANCH 90°	AIR-PSL125-80	12,50 €
125	100	SADDLE BRANCH 90°	AIR-PSL125-100	9,40 €
125	125	SADDLE BRANCH 90°	AIR-PSL125-125	10,80 €
160	80	SADDLE BRANCH 90°	AIR-PSL160-80	12,50 €
160	100	SADDLE BRANCH 90°	AIR-PSL160-100	9,40 €
160	125	SADDLE BRANCH 90°	AIR-PSL160-125	10,80 €
160	150	SADDLE BRANCH 90°	AIR-PSL160-150	13,70 €
160	160	SADDLE BRANCH 90°	AIR-PSL160-160	15,20 €
200	80	SADDLE BRANCH 90°	AIR-PSL200-80	12,50 €
200	100	SADDLE BRANCH 90°	AIR-PSL200-100	9,40 €
200	125	SADDLE BRANCH 90°	AIR-PSL200-125	10,80 €
200	150	SADDLE BRANCH 90°	AIR-PSL200-150	13,70 €
200	160	SADDLE BRANCH 90°	AIR-PSL200-160	15,20 €
200	180	SADDLE BRANCH 90°	AIR-PSL200-180	40,50 €
200	200	SADDLE BRANCH 90°	AIR-PSL200-200	20,40 €
250	80	SADDLE BRANCH 90°	AIR-PSL250-80	12,50 €
250	100	SADDLE BRANCH 90°	AIR-PSL250-100	9,40 €
250	125	SADDLE BRANCH 90°	AIR-PSL250-125	10,80 €
250	150	SADDLE BRANCH 90°	AIR-PSL250-150	13,70 €
250	160	SADDLE BRANCH 90°	AIR-PSL250-160	15,20 €
250	180	SADDLE BRANCH 90°	AIR-PSL250-180	27,70 €
250	200	SADDLE BRANCH 90°	AIR-PSL250-200	20,40 €
250	250	SADDLE BRANCH 90°	AIR-PSL250-250	29,10 €
315	100	SADDLE BRANCH 90°	AIR-PSL315-100	9,40 €
315	125	SADDLE BRANCH 90°	AIR-PSL315-125	10,80 €
315	150	SADDLE BRANCH 90°	AIR-PSL315-150	13,70 €
315	160	SADDLE BRANCH 90°	AIR-PSL315-160	15,20 €
315	180	SADDLE BRANCH 90°	AIR-PSL315-180	27,70 €
315	200	SADDLE BRANCH 90°	AIR-PSL315-200	20,40 €
315	250	SADDLE BRANCH 90°	AIR-PSL315-250	29,10 €
315	315	SADDLE BRANCH 90°	AIR-PSL315-315	47,90 €
400	125	SADDLE BRANCH 90°	AIR-PSL400-125	23,40 €
400	160	SADDLE BRANCH 90°	AIR-PSL400-160	15,20 €
400	200	SADDLE BRANCH 90°	AIR-PSL400-200	20,40 €
400	250	SADDLE BRANCH 90°	AIR-PSL400-250	29,10 €
400	315	SADDLE BRANCH 90°	AIR-PSL400-315	47,90 €
400	400	SADDLE BRANCH 90°	AIR-PSL400-400	129,80 €
500	100	SADDLE BRANCH 90°	AIR-PSL500-100	22,70 €
500	125	SADDLE BRANCH 90°	AIR-PSL500-125	25,10 €
500	150	SADDLE BRANCH 90°	AIR-PSL500-150	16,40 €
500	160	SADDLE BRANCH 90°	AIR-PSL500-160	31,80 €
500	200	SADDLE BRANCH 90°	AIR-PSL500-200	23,40 €
500	250	SADDLE BRANCH 90°	AIR-PSL500-250	63,30 €
500	315	SADDLE BRANCH 90°	AIR-PSL500-315	73,50 €
500	400	SADDLE BRANCH 90°	AIR-PSL500-400	133,30 €
630	200	SADDLE BRANCH 90°	AIR-PSL630-200	32,50 €
630	250	SADDLE BRANCH 90°	AIR-PSL630-250	63,30 €
630	315	SADDLE BRANCH 90°	AIR-PSL630-315	73,50 €
630	400	SADDLE BRANCH 90°	AIR-PSL630-400	143,60 €



DOWNLOAD PRICE UPDATE



GALVANIZED STEEL CAP
Male cap for circular duct.



Ød ₁ nom	l mm
80	10
100	10
125	10
140	10
150	10
160	10
180	10
200	10
224	10
250	10
280	4
300	10
315	10
355	12
400	12
450	4
500	12
560	4
600	4
630	4
710	4
800	4
900	4
1000	4
1120	4
1250	4

CAPS

DIAMETER 1	DESCRIPTION	CODE	PRICE
80	GALVANIZED STEEL CAP	AIR-ESL80	13,50 €
100	GALVANIZED STEEL CAP	AIR-ESL100	12,60 €
125	GALVANIZED STEEL CAP	AIR-ESL125	13,30 €
140	GALVANIZED STEEL CAP	AIR-ESL140	22,00 €
150	GALVANIZED STEEL CAP	AIR-ESL150	16,20 €
160	GALVANIZED STEEL CAP	AIR-ESL160	11,50 €
180	GALVANIZED STEEL CAP	AIR-ESL180	18,40 €
200	GALVANIZED STEEL CAP	AIR-ESL200	12,90 €
224	GALVANIZED STEEL CAP	AIR-ESL224	29,00 €
250	GALVANIZED STEEL CAP	AIR-ESL250	18,80 €
280	GALVANIZED STEEL CAP	AIR-ESL280	27,90 €
300	GALVANIZED STEEL CAP	AIR-ESL300	27,00 €
315	GALVANIZED STEEL CAP	AIR-ESL315	26,00 €
350	GALVANIZED STEEL CAP	AIR-ESL350	28,70 €
400	GALVANIZED STEEL CAP	AIR-ESL400	36,00 €
450	GALVANIZED STEEL CAP	AIR-ESL450	47,90 €
500	GALVANIZED STEEL CAP	AIR-ESL500	63,30 €
560	GALVANIZED STEEL CAP	AIR-ESL560	83,70 €
600	GALVANIZED STEEL CAP	AIR-ESL600	107,70 €
630	GALVANIZED STEEL CAP	AIR-ESL630	111,10 €
710	GALVANIZED STEEL CAP	AIR-ESL710	123,00 €
800	GALVANIZED STEEL CAP	AIR-ESL800	157,20 €
900	GALVANIZED STEEL CAP	AIR-ESL900	181,10 €
1000	GALVANIZED STEEL CAP	AIR-ESL1000	240,80 €
1120	GALVANIZED STEEL CAP	AIR-ESL1120	319,50 €
1250	GALVANIZED STEEL CAP	AIR-ESL1250	360,40 €

CAPS


CAP WITH NET
End cap with net.

DIAMETER 1	DESCRIPTION	CODE	PRICE
100	END CAP WITH NET	AIR-AV-100	71,90 €
125	END CAP WITH NET	AIR-AV-125	75,20 €
150	END CAP WITH NET	AIR-AV-150	75,20 €
160	END CAP WITH NET	AIR-AV-160	76,90 €
200	END CAP WITH NET	AIR-AV-200	97,50 €
250	END CAP WITH NET	AIR-AV-250	126,50 €
300	END CAP WITH NET	AIR-AV-300	150,40 €
315	END CAP WITH NET	AIR-AV-315	152,10 €
355	END CAP WITH NET	AIR-AV-355	169,20 €
400	END CAP WITH NET	AIR-AV-400	225,50 €
450	END CAP WITH NET	AIR-AV-450	257,90 €
500	END CAP WITH NET	AIR-AV-500	292,10 €
560	END CAP WITH NET	AIR-AV-560	350,10 €
600	END CAP WITH NET	AIR-AV-600	398,00 €
630	END CAP WITH NET	AIR-AV-630	418,50 €
800	END CAP WITH NET	AIR-AV-800	543,10 €
1000	END CAP WITH NET	AIR-AV-1000	679,70 €



CAP WITH NET
Male cap with net
without gasket.

DIAMETER 1	DESCRIPTION	CODE	PRICE
100	CAP WITH NET	AIR-ESN100	13,80 €
125	CAP WITH NET	AIR-ESN125	15,30 €
150	CAP WITH NET	AIR-ESN150	16,00 €
160	CAP WITH NET	AIR-ESN160	17,80 €
200	CAP WITH NET	AIR-ESN200	27,80 €
250	CAP WITH NET	AIR-ESN250	33,60 €
300	CAP WITH NET	AIR-ESN300	41,10 €
1000	CAP WITH NET	AIR-ESN1000	109,40 €



BMC

DESCRIPTION CODE	CODE	EXAMPLE
GRILLE WITH HORIZONTAL-VERTICAL BLADES:	BMC-OVLXHA	Ex. BMC-OV400X150A
GRILLE WITH VERTICAL-HORIZONTAL BLADES:	BMC-VOLXHA	Ex. BMC-VO400X150A
CALIBRATION DAMPER:	SC-LXH	Ex. SC-400X150
CAPTURE DAMPER:	SK-LXH	Ex. SK-400X150

DESCRIPTION

Grilles for circular ducts, 20 mm pitch.

INSTALLATION

Fixing with front screws.
Installed on a circular duct at a height between 2.5 and 3.5 m.

ON REQUEST

RAL colors of choice.
Construction in stainless steel AISI 304.

FEATURES







- Material: steel.
- Finish: galvanized.

USE

Circular, in supply and return.

ACCESSORIES

SC calibration damper in galvanized steel with opposed movement blades.
SK capture damper.

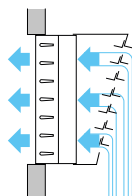
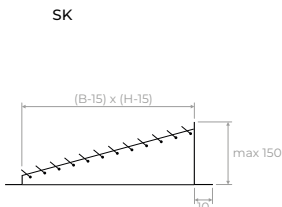
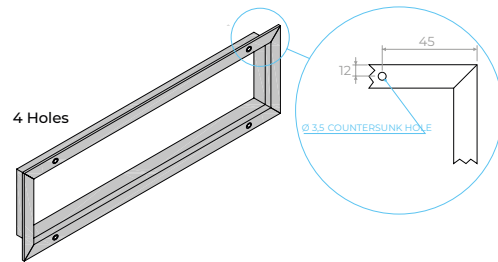
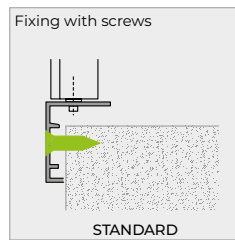
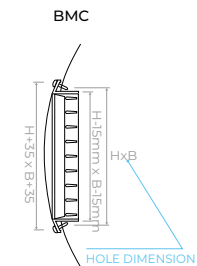
 LXH (MM)	 DUCT DIAMETER	 BMC-OV	 BMC-VO	 SC	 SK
200X75	150 200 250	39,50 €		16,70 €	43,10 €
300X75		42,40 €		18,20 €	52,20 €
400X75		49,90 €		21,80 €	53,70 €
500X75		60,30 €		26,00 €	69,00 €
600X75		70,60 €		29,70 €	78,20 €
800X75		77,80 €		37,30 €	82,70 €
200X100	300 350 400 450	40,70 €		15,20 €	45,30 €
300X100		43,70 €		16,60 €	54,80 €
400X100		51,50 €		19,80 €	56,50 €
500X100		62,20 €		23,60 €	72,70 €
600X100		72,70 €		27,00 €	82,30 €
800X100		80,20 €		34,00 €	87,10 €
1000X100	92,00 €		41,70 €	100,30 €	
300X150	500 600 700 800	52,20 €		19,40 €	64,80 €
400X150		63,90 €		22,80 €	71,10 €
500X150		69,30 €		26,50 €	74,30 €
600X150		83,40 €		30,10 €	87,10 €
800X150		92,30 €		38,60 €	116,10 €
1000X150		103,20 €		46,50 €	145,20 €
400X200	900 1000 1100 1200	71,10 €		28,30 €	79,10 €
500X200		83,40 €		33,20 €	85,50 €
600X200		92,30 €		38,20 €	93,60 €
800X200		101,80 €		46,80 €	124,70 €
1000X200		113,30 €		52,30 €	155,90 €

TECHNICAL DATA

Q [m³/h]: air flow
 LWA [dB(A)]: sound pressure level.
 Dpt [Pa]: differential pressure.

Dimensions LxH	A _k [m ²]	Q [m ³ /h]		L _{WA} [dB(A)]		Dp _t [Pa]		Dimensions LxH	A _k [m ²]	Q [m ³ /h]		L _{WA} [dB(A)]		Dp _t [Pa]	
		min.	max.	min.	max.	min.	max.			min.	max.	min.	max.	min.	max.
200X75	0.007275	70	135		37	5	20	1000X100	0.0662	610	1210	22	44	5	20
300X75	0.011775	100	220		38	5	20	300X150	0.0255	230	470		41	5	20
400X75	0.016575	150	300		40	5	20	400X150	0.0359	330	660	20	42	5	20
500X75	0.21675	200	400		40	5	20	500X150	0.0469	430	860	21	43	5	20
600X75	0.026925	250	500	20	41	5	20	600X150	0.0584	540	1070	22	44	5	20
800X75	0.038025	370	730	22	42	5	20	800X150	0.0823	760	1500	23	45	5	20
200X100	0.0097	90	180		38	5	20	1000X150	0.1074	990	1960	24	45	5	20
300X100	0.0157	140	290		40	5	20	400X200	0.0507	470	930	22	43	5	20
400X100	0.0221	200	400		40	5	20	500X200	0.0662	610	1210	22	44	5	20
500X100	0.0289	270	530		41	5	20	600X200	0.0823	760	1500	23	45	5	20
600X100	0.0359	330	660	20	42	5	20	800X200	0.1161	1060	2120	24	46	5	20
800X100	0.0507	470	930	22	43	5	20	1000X200	0.1515	1390	2770	25	47	5	20

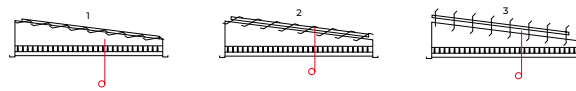
DIMENSIONS



SHUTTER MOVEMENT CAPTRATR ICE SK

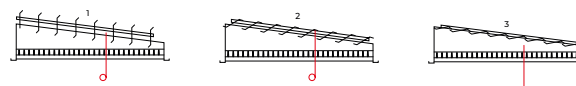
OPENING LOUVERS

- 1) Pass the hook through the louvers of the vent and secure it to the hole on the captatric shutter (see Louver Attachment Detail).
- 2) Push the louvers of the captatric shutter in the direction indicated by the arrow with the hook.
- 3) Remove the hook from the louver of the captatric shutter.



CLOSING LOUVERS

- 1) Pass the hook through the louvers of the vent and secure it to the hole on the captatric shutter (see Louver Attachment Detail).
- 2) Pull the louvers of the captatric shutter in the direction indicated by the arrow with the hook.
- 3) Remove the hook from the louver of the captatric shutter.



CLAMPS



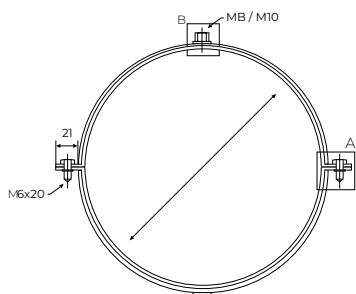
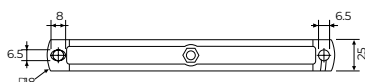
CLAMP

Clamp for supporting galvanized sheet metal ducts, 2 pc with M8/M10 nut.



CLAMP WITH GASKET

Clamp for supporting galvanized sheet metal ducts with neoprene gasket, 2 pc with M8/M10 nut.



Ød nom	kg
80	0.15
100	0.17
125	0.20
150	0.23
160	0.25
180	0.27
200	0.28
224	0.32
250	0.35
280	0.38
300	0.40
315	0.43
355	0.47
400	0.53
450	0.85
500	0.95
560	1.00
630	1.10
710	1.20
800	1.35
900	1.50
1000	1.80
1120	2.10
1250	2.50

DIAMETER 1	DESCRIPTION	CODE	PRICE
80	FIXING CLAMPS	AIR-RS2SE-80	3,20 €
100	FIXING CLAMPS	AIR-RS2SE-100	3,40 €
125	FIXING CLAMPS	AIR-RS2SE-125	3,90 €
150	FIXING CLAMPS	AIR-RS2SE-150	4,20 €
160	FIXING CLAMPS	AIR-RS2SE-160	4,70 €
180	FIXING CLAMPS	AIR-RS2SE-180	5,40 €
200	FIXING CLAMPS	AIR-RS2SE-200	5,60 €
224	FIXING CLAMPS	AIR-RS2SE-224	6,20 €
250	FIXING CLAMPS	AIR-RS2SE-250	6,80 €
280	FIXING CLAMPS	AIR-RS2SE-280	7,80 €
300	FIXING CLAMPS	AIR-RS2SE-300	7,80 €
315	FIXING CLAMPS	AIR-RS2SE-315	8,00 €
355	FIXING CLAMPS	AIR-RS2SE-355	8,90 €
400	FIXING CLAMPS	AIR-RS2SE-400	10,40 €
450	FIXING CLAMPS	AIR-RS2SE-450	16,80 €
500	FIXING CLAMPS	AIR-RS2SE-500	19,20 €
560	FIXING CLAMPS	AIR-RS2SE-560	20,40 €
600	FIXING CLAMPS	AIR-RS2SE-600	25,20 €
630	FIXING CLAMPS	AIR-RS2SE-630	25,20 €
710	FIXING CLAMPS	AIR-RS2SE-710	31,70 €
800	FIXING CLAMPS	AIR-RS2SE-800	37,60 €
900	FIXING CLAMPS	AIR-RS2SE-900	46,20 €
1000	FIXING CLAMPS	AIR-RS2SE-1000	49,60 €
1120	FIXING CLAMPS	AIR-RS2SE-1120	63,30 €
1250	FIXING CLAMPS	AIR-RS2SE-1250	64,90 €
80	INSULATED FIXING CLAMP	AIR-RS2SNE-80	3,90 €
100	INSULATED FIXING CLAMP	AIR-RS2SNE-100	4,20 €
125	INSULATED FIXING CLAMP	AIR-RS2SNE-125	4,90 €
150	INSULATED FIXING CLAMP	AIR-RS2SNE-150	5,80 €
160	INSULATED FIXING CLAMP	AIR-RS2SNE-160	6,00 €
180	INSULATED FIXING CLAMP	AIR-RS2SNE-180	7,40 €
200	INSULATED FIXING CLAMP	AIR-RS2SNE-200	7,60 €
224	INSULATED FIXING CLAMP	AIR-RS2SNE-224	8,40 €
250	INSULATED FIXING CLAMP	AIR-RS2SNE-250	9,20 €
280	INSULATED FIXING CLAMP	AIR-RS2SNE-280	10,00 €
300	INSULATED FIXING CLAMP	AIR-RS2SNE-300	10,40 €
315	INSULATED FIXING CLAMP	AIR-RS2SNE-315	11,30 €
355	INSULATED FIXING CLAMP	AIR-RS2SNE-355	12,40 €
400	INSULATED FIXING CLAMP	AIR-RS2SNE-400	14,90 €
450	INSULATED FIXING CLAMP	AIR-RS2SNE-450	24,70 €
500	INSULATED FIXING CLAMP	AIR-RS2SNE-500	28,20 €
560	INSULATED FIXING CLAMP	AIR-RS2SNE-560	30,00 €
630	INSULATED FIXING CLAMP	AIR-RS2SNE-630	37,60 €
710	INSULATED FIXING CLAMP	AIR-RS2SNE-710	46,20 €
800	INSULATED FIXING CLAMP	AIR-RS2SNE-800	56,40 €
900	INSULATED FIXING CLAMP	AIR-RS2SNE-900	68,40 €
1000	INSULATED FIXING CLAMP	AIR-RS2SNE-1000	73,50 €
1120	INSULATED FIXING CLAMP	AIR-RS2SNE-1120	92,30 €
1250	INSULATED FIXING CLAMP	AIR-RS2SNE-1250	95,70 €

INSULATION

INSULATION

Thermal insulation in glass wool, visible side with hydrophobized aluminium coating.
 Length 1 m.
 Density: 15 Kg/m³.

DIAMETER 1	DESCRIPTION	CODE	PRICE
80	INSUL. IN GLASS WOOL SP.25MM	AIR-CFV-80	11,30 €
100	INSUL. IN GLASS WOOL SP.25MM	AIR-CFV-100	14,70 €
125	INSUL. IN GLASS WOOL SP.25MM	AIR-CFV-125	16,00 €
150	INSUL. IN GLASS WOOL SP.25MM	AIR-CFV-150	17,20 €
160	INSUL. IN GLASS WOOL SP.25MM	AIR-CFV-160	18,10 €
180	INSUL. IN GLASS WOOL SP.25MM	AIR-CFV-180	18,90 €
200	INSUL. IN GLASS WOOL SP.25MM	AIR-CFV-200	21,00 €
250	INSUL. IN GLASS WOOL SP.25MM	AIR-CFV-250	24,60 €
300	INSUL. IN GLASS WOOL SP.25MM	AIR-CFV-300	27,60 €
315	INSUL. IN GLASS WOOL SP.25MM	AIR-CFV-315	30,30 €
355	INSUL. IN GLASS WOOL SP.25MM	AIR-CFV-355	31,70 €
400	INSUL. IN GLASS WOOL SP.25MM	AIR-CFV-400	35,00 €
450	INSUL. IN GLASS WOOL SP.25MM	AIR-CFV-450	37,70 €

Essential characteristics		Performance							Harmonized standard	
Fire Behavior		Euroclass							A1	
Sound absorption index		Acoustic absorption							NPD	
Thermal resistance*	Thermal conductivity	ϑ °C	0	50	100	150	200	250	EN 14303:2009 NPD = No Performance Determined	
		λ _D W/(m·K)	0.036	0.049	0.065	0.085	0.112	0.146		
	Thickness	d _N = 25 mm – 50 mm			Thickness classes			T2		
Water permeability		Water absorption			WS1			≤1,0kg/m ²		
Vapor permeability		Vapor transmission MU								SD ≥100m
Compression resistance		NPD								
Emission of corrosive substances		small amount of hydrolyzable chloride ions CL10 (≤ 10 ppm)								
Release of hazardous substances		NPD								
Continuous flame-free burning		NPD								
Durability of fire behavior against heat, weathering, aging / degradation		NPD								
Durability of thermal resistance against aging / degradation		NPD								
Durability to high temperatures under the influence of fire		NPD								
Durability of thermal resistance against high temperatures		Upper limit of the operating temperature SD(+) ₂₅₀ (=250 °C)								

EXTERNAL TERMINALS AND GRILLES



EXTERNAL ROOF TERMINAL

Universal insulated external roof terminal. Diameter 160/180 mm.


DIAMETER	DESCRIPTION	CODE	PRICE
160/180	EXTERNAL ROOF TERMINAL D160/180	AIR10077	434,00 €



TILE FOR ROOF TERMINAL TERMINAL

Tile for flat roof terminal.

GRADE INCLINATION	DESCRIPTION	CODE	PRICE
160/180	TILE FOR ROOF TERMINAL	AIR10078	78,00 €



TILE FOR ROOF TERMINAL ROOF TILT

Tile for sloped roof terminal.

GRADE INCLINATION	DESCRIPTION	CODE	PRICE
20-30°	TILE FOR ROOF TERMINAL ROOF TILT	AIR10078-A	480,20 €
30-40°	TILE FOR ROOF TERMINAL ROOF TILTED	AIR10078-B	
40-50°	TILE FOR ROOF TERMINAL ROOF TILTED	AIR10078-C	



EXTERNAL ROUND GRILLE

Round stainless steel grille with bird-proof net and flow deflector.

DIAMETER	DESCRIPTION	CODE	PRICE
125	GRILLE + NET + DEFLECT. FLOW	GR-EXT-FL125	54,00 €
160	GRILLE + NET + DEFLECT. FLOW	GR-EXT-FL160	67,40 €
200	GRILLE + NET + DEFLECT. FLOW	GR-EXT-FL200	169,00 €



EXTENSION

Telescopic extension in galvanized steel for wall crossing.

DIAMETER	DESCRIPTION	CODE	PRICE
125	TELESCOPIC EXTENSION	PRO-EXT-D125	47,30 €
160	TELESCOPIC EXTENSION	PRO-EXT-D160	50,30 €
200	TELESCOPIC EXTENSION	PRO-EXT-D200	53,60 €

EPP TUBE



RIGID EPP TUBE
Rigid insulated EPP tube (joint included) (1-meter bar).

DIAMETER	DESCRIPTION	CODE	PRICE
125	ISO RIGID EPP TUBE	AIR10090	77,40 €
160	ISO RIGID EPP TUBE	AIR10091	102,10 €
180	ISO RIGID EPP TUBE	AIR10092	139,00 €



RIGID EPP JOINT
Rigid insulated EPP joint for rigid tube.

DIAMETER	DESCRIPTION	CODE	PRICE
125	ISO JOINT FOR RIGID TUBE	AIR10093	30,00 €
160	ISO JOINT FOR RIGID TUBE	AIR10094	35,30 €
180	ISO JOINT FOR RIGID TUBE	AIR10095	37,10 €



RIGID EPP CURVE
Rigid insulated EPP Curve (joint included) for rigid tube.

DIAMETER	DESCRIPTION	CODE	PRICE
125	ISO CURVE FOR RIGID TUBE	AIR10096	70,40 €
160	ISO CURVE FOR RIGID TUBE	AIR10097	79,30 €
180	ISO CURVE FOR RIGID TUBE	AIR10098	103,80 €



EPP REDUCTION
Rigid insulated EPP reduction for rigid tube.

DIAMETER	DESCRIPTION	CODE	PRICE
160/125	ISO RIGID EPP REDUCTION	AIR10099	51,10 €
180/160	REDUCTION ISO RIGID IN EPP	AIR10100	54,60 €



CORRUGATED

DESCRIPTION CODE	CODE	PRICE per mt
CORRUGATED TUBE Ø75:	AIR10003	5,70 €
CORRUGATED TUBE Ø90:	AIR10005	7,50 €

Note: See conditions for non-standard transport

DESCRIPTION

Double-wall tube, white in color, with a smooth inner wall and corrugated outer wall. Outer wall with additional UV protection, inner wall with antistatic, **antibacterial** and anti-mold treatment, tested according to ISO 22196 and EN ISO 846 Section A+C.

INSTALLATION

Underground in trenches, under trace, in wall cavities, in suspended ceilings, suspended with brackets.

FEATURES

- Diameters: from 75 to 90 mm.
- Operating temperatures: from -20 °C to +60 °C.
- Thermal transmittance: 2.8 W/m²/K (value at 20°C).
- **Antibacterial, Sanitized® treatment.**
- Euroclass fire reaction: E (according to UNI EN 13501-1:2019)
- Coil length 50 m.

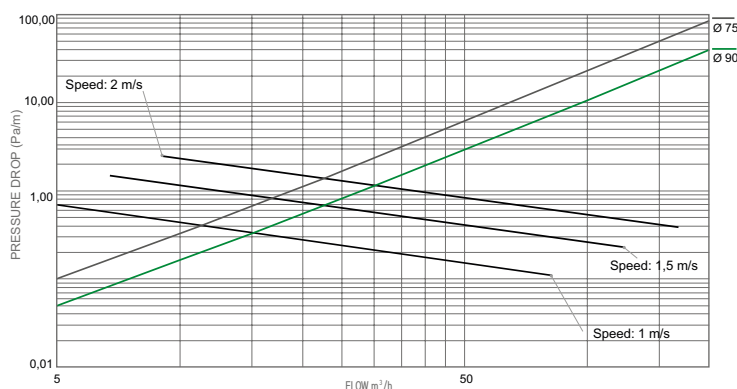
USE

Aspiration systems, natural ventilation, controlled mechanical ventilation (VMC).

ACCESSORIES

Coupling sleeve, elastomeric gaskets, and end cap protection plugs.

TECHNICAL DATA



DISTRIBUTED PRESSURE DROP AT 20°C AIR DUCTS

Flow	m³/h	5	10	15	20
	l/s	14	2,8	4,2	5,6
DE	DI	Speed (m/s)			
75	63	0,45	0,9	1,34	1,79
90	73	0,34	0,67	1	1,33
DE	DI	Distributed pressure loss per meter of duct (Pa/m)			



FLAT ANTIBACTERIAL TUBE

Coil of antistatic and **antibacterial** corrugated flat tube (pack. 20 m).

DIMENSIONS (mm)	CODE	PRICE per meter
132x52	AIR10006	27,10 €

Note: See conditions for non-standard transport




FLAT TUBE BAR

Antistatic and **antibacterial** corrugated flat tube (pack. 3 m)
Smooth in ABS (pack. 1.15 m).

DIMENSIONS (mm)	CODE	PRICE
132x52	AIR10014	37,30 €
163x68	AIR10015	40,60 €

Note: See conditions for non-standard transport



METAL COLLECTORS

DESCRIPTION CODE	CODE	PRICE
METAL COLLECTOR 6XØ75:	PLENUMVMC-X6	180,50 €
METAL COLLECTOR 8XØ75:	PLENUMVMC-X8	244,90 €

DESCRIPTION

Supply and return collector in galvanized steel with thermo-acoustic insulation. Standard sleeves from Ø75 mm complete with an adjustable butterfly damper from the outside for simple and effective system calibration.

INSTALLATION

Above the wall, or inside suspended ceilings.

FEATURES

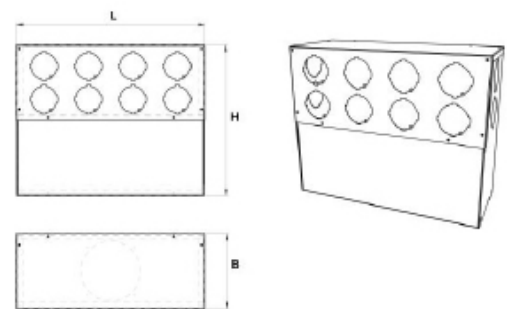
- Material: galvanized steel.
- Material sleeves: polypropylene.
- Each model of PLENUMVMC is designed for the application of 4 additional lateral sleeves, 2 per narrow side.
- Additional sleeves are not included with the box.

USE

Mechanical ventilation systems for residential and tertiary sectors.

DIMENSIONS LXHXB (MM)	INPUT Ø (mm)	OUTPUT Ø (mm)	DESCRIPTION
390 x 401 x 200	160	6x75	Supply/return collector Input 1xDN 160 mm - output 6xDN 75 mm. Included: n 6 SLEEVE-VMC75 in polypropylene.
510 x 401 x 200	160	8x75	Supply/return collector. Input 1xDN 160 mm - output 8xDN 75 mm. Included: n 8 SLEEVE-VMC75 in polypropylene.

DIMENSIONS



OPTIONAL ACCESSORIES

IMAGE	CODE	DESCRIPTION	PRICE
A	SLEEVE-VMC 75	SLEEVE D75 PLENUM VMC - KIT	5,60 €
B	SLEEVE-VMC 90	SLEEVE D90 PLENUM VMC - KIT	
C	DAMPER-VMC 75/90	DAMPER D75-90 PLENUM VMC - KIT	3,40 €





DOWNLOAD PRICE UPDATE

PAL COLLECTORS

DESCRIPTION CODE	CODE	PRICE
PAL COLLECTOR Ø120:	PLENUMVMC-120	139,90 €
PAL COLLECTOR Ø160:	PLENUMVMC-160	

DESCRIPTION

Supply and return collector in rigid polyurethane foam.
Configurable and customizable according to needs.

FEATURES

- Material: rigid polyurethane foam panel and aluminium laminate, black color.
- Material collar: aluminium.

INSTALLATION

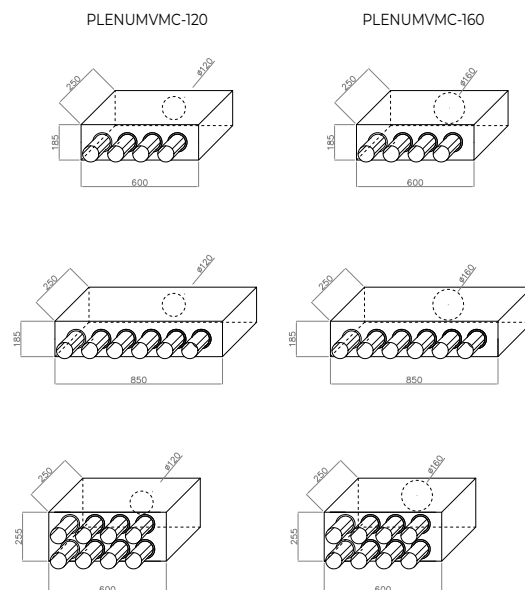
Above the wall, or inside suspended ceilings.

USE

Mechanical ventilation systems for residential and tertiary sectors.

DESCRIPTION	CODE	PRICE
PAL COLLECTOR FROM DN120 TO 2X DN100 125	PLENUMVMC-120X2D100	136,30 €
PAL COLLECTOR FROM DN120 TO 3X DN100 125	PLENUMVMC-120X3D100	136,30 €
PAL COLLECTOR FROM DN120 TO 4X DN100 125	PLENUMVMC-120X4D100	136,30 €
PAL COLLECTOR FROM DN160 TO 3X DN100 160	PLENUMVMC-160X3D100	136,30 €
PAL COLLECTOR FROM DN160 TO 4X DN100 160	PLENUMVMC-160X4D100	136,30 €
PAL COLLECTOR FROM DN160 TO 5X DN100 160	PLENUMVMC-160X5D100	136,30 €
PAL COLLECTOR VMC 1XD120 4XD75	PLENUMVMC-120X4D75	179,20 €
PAL COLLECTOR VMC 1XD120 6XD75	PLENUMVMC-120X6D75	200,60 €
PAL COLLECTOR VMC 1XD120 8XD75	PLENUMVMC-120X8D75	222,00 €
PAL COLLECTOR VMC 1XD120 4XD90	PLENUMVMC-120X4D90	180,40 €
PAL COLLECTOR VMC 1XD120 6XD90	PLENUMVMC-120X6D90	202,50 €
PAL COLLECTOR VMC 1XD120 8XD90	PLENUMVMC-120X8D90	224,50 €
PAL COLLECTOR VMC 1XD120 4XD80	PLENUMVMC-120X4D80	136,30 €
PAL COLLECTOR VMC 1XD120 6XD80	PLENUMVMC-120X6D80	136,30 €
PAL COLLECTOR VMC 1XD120 8XD80	PLENUMVMC-120X8D80	136,30 €
PAL COLLECTOR VMC 1XD160 4XD75	PLENUMVMC-160X4D75	179,20 €
PAL COLLECTOR VMC 1XD160 6XD75	PLENUMVMC-160X6D75	200,60 €
PAL COLLECTOR VMC 1XD160 8XD75	PLENUMVMC-160X8D75	222,00 €
PAL COLLECTOR VMC 1XD160 4XD90	PLENUMVMC-160X4D90	180,40 €
PAL COLLECTOR VMC 1XD160 6XD90	PLENUMVMC-160X6D90	202,50 €
PAL COLLECTOR VMC 1XD160 8XD90	PLENUMVMC-160X8D90	224,50 €
PAL COLLECTOR VMC 1XD160 4XD80	PLENUMVMC-160X4D80	136,30 €
PAL COLLECTOR VMC 1XD160 6XD80	PLENUMVMC-160X6D80	136,30 €
PAL COLLECTOR VMC 1XD160 8XD80	PLENUMVMC-160X8D80	136,30 €
PAL COLLECTOR VMC 1XD120 TO XD	PLENUMVMC-120-SP	136,30 €
PAL COLLECTOR VMC 1XD160 TO XD	PLENUMVMC-160-SP	136,30 €

DIMENSIONS



COUPLINGS AND ACCESSORIES


COUPLING ROUND COLLECTOR
 Coupling for round corrugated collector for PLENUMVMC-120 / PLENUMVMC-160

DIAMETER (mm)	DESCRIPTION	CODE	PRICE
75	COUPL. VMC COLLECTOR	AIR10034	11,00 €
90	COUPL. VMC COLLECTOR	AIR10035	11,30 €



ROUND-FLAT COUPLING
 Coupling from round to flat corrugated tube.

DIAMETER (mm)	DESCRIPTION	CODE	PRICE
75	COUPL. STRAIGHT FLAT 132X52	AIR10027	25,10 €
90	COUPL. STRAIGHT FLAT 132X52	AIR10028	



ROUND COUPLING
 Coupling for flat corrugated tube.

DIMENSIONS (mm)	DESCRIPTION	CODE	PRICE
132x52	COUPL. COLLECT. FLAT TUBE	AIR10025	10,00 €



90° CURVE
 90° Curve for round corrugated tube

DIAMETER (mm)	DESCRIPTION	CODE	PRICE
75	90 DEGREE VMC COUPLING	AIR10036	28,30 €
90	90 DEGREE VMC COUPLING	AIR10037	31,60 €



90° VERTICAL FLAT CURVE
 90° vertical curve for flat corrugated tube.

DIMENSIONS (mm)	DESCRIPTION	CODE	PRICE
132x52	90 DEGREE VMC V	AIR10021	21,70 €
163x68	90 DEGREE VMC V	AIR10022	26,60 €



90° HORIZONTAL FLAT CURVE
 90° horizontal Curve for flat corrugated tube.

DIMENSIONS (mm)	DESCRIPTION	CODE	PRICE
132x52	90 DEGREE VMC H	AIR10023	25,10 €
163x68	90 DEGREE VMC H	AIR10024	29,90 €



TUBE JOINT
 Connecting joint for round corrugated tube.

DIAMETER	DESCRIPTION	CODE	PRICE
75	TUBE JOINT VMC	AIR10112	15,10 €
90	TUBE JOINT VMC	AIR10113	16,70 €



BLIND CAP
 Blind cap for round corrugated tube.

DIAMETER	DESCRIPTION	CODE	PRICE
75	BLIND CAP VMC	AIR10039	6,70 €
90	BLIND CAP VMC	AIR10040	8,50 €



O-RING
 Sealing O-ring for connection of round corrugated tube and fittings.

DIAMETER	DESCRIPTION	CODE	PRICE
75	O-RING VMC	AIR10008	5,10 €
90	O-RING VMC	AIR10009	



DOUBLE O-RING FOR FLAT TUBE

Double sealing O-ring for flat corrugated tube.

DIMENSIONS (mm)	DESCRIPTION	CODE	PRICE
132x52	DOUBLE O-RING JOINT VMC	AIR10016	8,50 €
163x68	DOUBLE O-RING JOINT VMC	AIR10017	11,60 €



CLIP FIXING

PVC fixing clip for round corrugated tube (min. pack of 48 pcs).

DIAMETER	DESCRIPTION	CODE	PRICE each.
75	CLIP FIXING ROUND VMC	AIR10109-P	1,80 €
90	CLIP FIXING ROUND VMC	AIR10110-P	2,10 €



REVERSED FLAT COUPLING

180° reversed coupling for flat corrugated tube.

DIMENSIONS (mm)	DESCRIPTION	CODE	PRICE
132x52	REVERSED COUPLING 180°	AIR10026	13,30 €



BLIND FLAT CAP

Blind cap for flat corrugated tube.

DIMENSIONS (mm)	DESCRIPTION	CODE	PRICE
132x52	BLIND CAP VMC	AIR10041	10,60 €



CLIP FIXING FLAT

Steel fixing clip for flat corrugated tube.

DIMENSIONS (mm)	DESCRIPTION	CODE	PRICE
132x52	CLIP FIXING VMC	AIR10042	5,30 €



STRAIGHT COUPLING

Coupling for corrugated tube from round to flat.

DIMENSIONS (mm)	DESCRIPTION	CODE	PRICE
1xØ 90 / 1x 132x52	STRAIGHT COUPLING VMC COLLECTOR	AIR10029	18,40 €



SINGLE VMC COUPLING

Coupling for corrugated tube from round to smooth flat ABS.

DIMENSIONS (mm)	DESCRIPTION	CODE	PRICE
1xØ 125 / 1x 163x68	SINGLE VMC COUPLING	AIR10020	38,20 €



DOUBLE STRAIGHT COUPLING VMC

Coupling for corrugated tube from single round to double flat smooth

DIMENSIONS (mm)	DESCRIPTION	CODE	PRICE
1xØ 160 / 2x 163x68	DOUBLE STRAIGHT COUPLING VMC	AIR10018	49,90 €

ABS.



90° ROUND-FLAT CURVE

90° Curve from round corrugated tube to flat.

DIMENSIONS (mm)	DESCRIPTION	CODE	PRICE
1xØ 75 / 1 x 132x52	90 DEGREE VMC COUPLING	AIR10030	25,10 €
1xØ 90 / 1 x 132x52	90 DEGREE VMC COUPLING	AIR10031	



KIT PLENUM GRILLE

DESCRIPTION CODE	CODE	PRICE
KIT PLENUM:	PLENUMVMC-KIT	61,60 €

DESCRIPTION

Universal plenum kit in ABS with polypropylene sleeves for GRILLE series GRILLE VMC. Carefully designed to solve any installation needs for supply and return grilles for domestic and residential environments.

INSTALLATION

The unique shallow depth design allows for installation even on internal walls.

FEATURES

- Material: polypropylene.
- 2 rear side internal diameter connections 75/90 mm.
- 2 lower side internal diameter connections 75/90mm.
- 1 lateral side internal diameter connection 75/90mm.
- Dimensions: 290x110x80 mm.

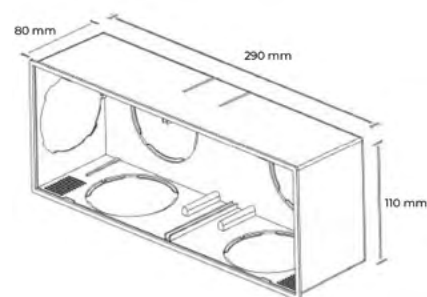
USE

Controlled mechanical ventilation systems for the residential sector.




KIT COMPOSITION


IMAGE	DESCRIPTION	CODE	PRICE
A	COMPLETE PLENUM KIT	PLENUMVMC-KIT	61,60 €
B	SLEEVE DN 75 mm	SLEEVE-VMC 75	5,60 €
C	COVER	COVER-VMC	12,10 €
D	CLOSURE CAP 75/90 mm	TAPPO-VMC75/90	3,40 €

DIMENSIONS



OPTIONAL ACCESSORIES

IMG	DESCRIPTION	CODE	PRICE
	SLEEVE DN 90 mm	SLEEVE-VMC 90	5,60 €
	DAMPER 75/90 mm	SERRANDA-VMC75/90	3,40 €
	FILTER	FILTER-VMC	18,90 €



DOWNLOAD PRICE UPDATE

DESCRIPTION

Rectangular steel grilles with a single body for PLENUMVMC-KIT for both air supply and return.


INSTALLATION

Wall mounted.

ON REQUEST

Custom finishes available in the color table.

IMAGE	DESCRIPTION	CODE	PRICE
	GRILLE KIT VMC PERFORATED WHITE STEEL	GRIGLIAVMC-1	66,20 €
	GRILLE KIT VMC SQUARE HOLE STEEL	GRIGLIAVMC-2	
	GRILLE KIT VMC SQUARE-RECTANGULAR HOLE	GRIGLIAVMC-3	90,00 €
	GRILLE KIT VMC RECTANGULAR HOLE STEEL	GRIGLIAVMC-4	
	GRILLE KIT VMC HEXAGONAL HOLE STEEL	GRIGLIAVMC-5	



DOWNLOAD PRICE UPDATE

GRILLE VMC

DESCRIPTION CODE	CODE
GRILLE:	GRILLEVMC*

* Complete the code with the desired finish (see table)

COLOR TABLE - GRILLE FINISH

DELABRE PELTROX	GRIGIO SCURO	TERRA OMBRA 576	GRIGIO JANUARI 072	NERO OPACO	OTTONE INVECCHIATO	DIAMANTATO CHAMPAGNE	SABBIA 006
-----------------	--------------	-----------------	--------------------	------------	--------------------	----------------------	------------

FEATURES

- Material: steel.
- Finish: matte white RAL9003 color.
- Various designs with a perimeter frame and inner part with multiple designs for optimal air flow distribution.
- Optimized construction for maximum rigidity.

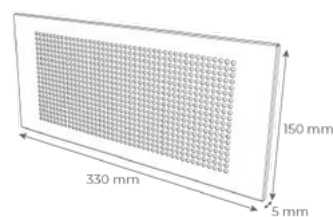
USE

Controlled mechanical ventilation systems for the residential sector.

ACCESSORIES

Filter class G2.

DIMENSIONS



DESIGN GRILLE M/R

DIMENSIONS LxHxP (mm)	CODE	PRICE
350X130X1,5	AIR10067-B	162,10 €
298X80X30	AIR10067-T	104,80 €

FEATURES

Design supply/return grille in white steel RAL 9016, to be paired with the single diffuser AIR10067 (see pg. 119). Installation on the AIR10067-T frame.

Steel frame (mandatory) for design grille.



VMC ACCESSORIES

M/R PLASTIC VALVE

In polypropylene, white RAL 9016 finish, including mounting collar. Installation: ceiling. Installation height: 2,5 - 3 m.

DIAMETER (mm) Ø	DESCRIPTION	CODE	PRICE
100	PLASTIC EXTRACTION VALVE	PVR 100	9,60 €
125	PLASTIC EXTRACTION VALVE	PVR 125	12,00 €
160	PLASTIC EXTRACTION VALVE	PVR 160	13,70 €
200	PLASTIC EXTRACTION VALVE	PVR 200	19,10 €


INSULATING SLEEVE

Polyethylene product for continuous extrusion and expansion, with an external scratch-resistant protective coating. Acoustic insulation. Rolls of 15 m.

DIMENSIONS (mm)	DESCRIPTION	CODE	PRICE per meter
Ø 75	INSULATING SLEEVE ø75	AIR10011	7,80 €
Ø 90	INSULATING SLEEVE ø90	AIR10012	9,20 €
132X52	INSULATING SLEEVE	AIR10013	9,60 €


FLOW REGULATOR ROUND

Dynamic flow regulator for round corrugated tube. Flow range: 20-50 mc/h.

DIAMETER (mm) Ø	DESCRIPTION	CODE	PRICE
80	FLOW REGULATOR	AIR10069	82,90 €


FLOW REGULATOR FLAT

Static flow regulator for flat tube.

DIMENSIONS (mm)	DESCRIPTION	CODE	PRICE
132x52	FLOW REGULATOR FLAT	AIR10068	12,00 €


DOUBLE 90° DIFFUSER ROUND/ROUND

Double 90° angle diffuser (cap included).

DIMENSIONS (mm)	DESCRIPTION	CODE	PRICE
1xØ 125 - 2xØ 75	DOUBLE 90° DIFFUSER ROUND/ROUND	AIR10062	71,00 €
1xØ 125 - 2xØ 90	DOUBLE 90° DIFFUSER ROUND/ROUND	AIR10063	91,30 €


DOUBLE 90° DIFFUSER ROUND/ROUND - SHORT

Double 90° angle diffuser (cap included) short length.

DIMENSIONS (mm)	DESCRIPTION	CODE	PRICE
1xØ 125 - 2xØ 75	DOUBLE 90° DIFFUSER ROUND/ROUND - SHORT	AIR10062-C	62,60 €
1xØ 125 - 2xØ 90	DOUBLE 90° DIFFUSER ROUND/ROUND - SHORT	AIR10063-C	82,90 €


SINGLE 90° DIFFUSER ROUND/FLAT

Single 90° angle diffuser.

DIMENSIONS (mm)	DESCRIPTION	CODE	PRICE
1xØ 125 - 1x 132x52	SINGLE 90° DIFFUSER ROUND/FLAT	AIR10064	50,80 €


DOUBLE 90° DIFFUSER ROUND/FLAT

Double 90° angle diffuser.

DIMENSIONS (mm)	DESCRIPTION	CODE	PRICE
1xØ 125 2x 132x52	DOUBLE 90° DIFFUSER ROUND/FLAT	AIR10065	86,20 €


SINGLE STRAIGHT DIFFUSER FLAT/ROUND

Single straight flat/round diffuser.

DIMENSIONS (mm)	DESCRIPTION	CODE	PRICE
1xØ 125 1x 132x52	SINGLE STRAIGHT DIFFUSER FLAT/ROUND	AIR10066	50,80 €


SINGLE 90° DIFFUSER FLAT/FLAT

Single 90° angle diffuser for design ducts AIR10067-B.

DIMENSIONS (mm)	DESCRIPTION	CODE	PRICE
1x 132x52 1x 300x80	SINGLE 90° DIFFUSER FLAT/FLAT	AIR10067	74,40 €



PSB

DESCRIPTION CODE	CODE	EXAMPLE
PLM NOZZLE + CONNECTION POSITION:	PSBLXH*	Ex. PSB400X150P
VMC MAN./MAN.: *	PSB-MM-LXH	Ex. PSB-MM-400X150P
PLM NOZZLE + CONNECTION POSITION NUMBER AND DIAMETER:	PSBLXH*-Ø	Ex. PSB400X150P-D200

* connection position (P-rear, L-lateral, S-top)

*Supplied with a Ø75 detach and separator

DESCRIPTION

The PSB are recessed nozzle plenums.
Made with rigid polyurethane foam panel with a density of 49 (+/-2) kg/m³.

INSTALLATION

Ceiling, wall, and drywall mounted.
Installed at a height between 2.5 and 3.5 m.

ON REQUEST

Non-standard dimensions.
SUPPLY and RETURN version.

FEATURES

- Material: rigid expanded polyurethane panel and aluminium sheet, black color.
- Visible grille finish: painted white RAL9016.
- Orientable aluminium blades painted RAL9016.
- **Self-extinguishing white ABS side caps (UL 94 V-0).**



USE

Heating and air conditioning.

L. (mm)	H 100			H 150			H 200		
	REAR CONNECTION	LAT. CONNECTION	SUP. CONNECTION	REAR CONNECTION	LAT. CONNECTION	SUP. CONNECTION	REAR CONNECTION	LAT. CONNECTION	SUP. CONNECTION
200		114,90 €			103,90 €			110,40 €	
300		122,90 €			105,30 €			123,10 €	
400		129,50 €			123,10 €			130,30 €	
500		145,10 €			152,40 €			143,30 €	
600		154,80 €			162,60 €			167,10 €	
800		199,70 €			209,70 €			216,70 €	
1000		231,60 €			263,00 €			286,50 €	
1200		326,00 €			295,20 €			348,90 €	
1500		347,30 €			394,30 €			429,70 €	
2000	463,10 €	-	463,10 €	525,80 €	-	525,80 €	572,80 €	-	572,80 €
3000	694,50 €	-	694,50 €	788,60 €	-	788,60 €	859,20 €	-	859,20 €
3500	725,90 €	-	725,90 €	830,20 €	-	830,20 €	921,60 €	-	921,60 €
4000	926,00 €	-	926,00 €	1.051,40 €	-	1.051,40 €	1.145,50 €	-	1.145,50 €
4500	983,20 €	-	983,20 €	1.134,60 €	-	1.134,60 €	1.197,50 €	-	1.197,50 €
5000	1.157,40 €	-	1.157,40 €	1.314,20 €	-	1.314,20 €	1.431,80 €	-	1.431,80 €
6000	1.388,90 €	-	1.388,90 €	1.577,10 €	-	1.577,10 €	1.718,20 €	-	1.718,20 €

TECHNICAL DATA

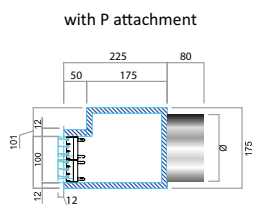
LxH : dimensions
 Ak : free area - the free area refers to the diffuser with blades at 0° deflection
 L : throw (in isothermal conditions)
 Q : air flow rate at 2 m/s (min.) - speed 3.5 m/s (max.)
 All dimensions are expressed in mm.

LxH (mm)	Ak (m ²)	Throw (m)		Q (m ³ /h)		LxH (mm)	Ak (m ²)	Throw (m)		Q (m ³ /h)	
		min.	max.	min.	max.			min.	max.	min.	max.
200x100	0.0138	2.3	4.0	99	173	600x150	0.0619	3.1	5.4	446	780
300x100	0.0206	2.5	4.3	149	260	800x150	0.0826	3.2	5.7	594	1040
400x100	0.0275	2.6	4.5	198	347	1000x150	0.1032	3.4	5.9	743	1300
500x100	0.0344	2.7	4.8	248	433	1500x150	0.1548	3.7	6.4	1115	1950
600x100	0.0413	2.8	4.9	297	520	2000x150	0.2064	3.9	6.8	1486	2601
800x100	0.0550	3.0	5.2	396	694	200x200	0.0275	2.6	4.5	198	347
1000x100	0.0688	3.1	5.5	495	867	300x200	0.0413	2.8	4.9	297	520
1500x100	0.1032	3.4	5.9	743	1300	400x200	0.0550	3.0	5.2	396	694
2000x100	0.1376	3.6	6.3	991	1734	500x200	0.0688	3.1	5.5	495	867
200x150	0.0206	2.5	4.3	149	260	600x200	0.0826	3.2	5.7	594	1040
300x150	0.0310	2.7	4.7	223	390	800x200	0.1101	3.4	6.0	793	1387
400x150	0.0413	2.8	4.9	297	520	1000x200	0.1376	3.6	6.3	991	1734
500x150	0.0516	2.9	5.2	372	650	1500x200	0.2064	3.9	6.8	1486	2601

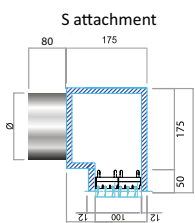


DIMENSIONS

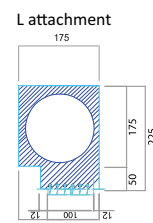
HEIGHT 100 mm



NB= For attachment up to $\phi 250$ mm ($\phi 200$ and $\phi 250$ ovalized)

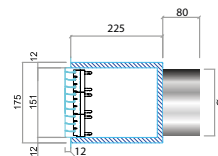


NB= For attachment up to $\phi 250$ mm ($\phi 200$ and $\phi 250$ ovalized)

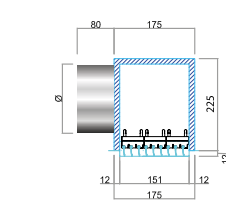


NB= For attachment up to $\phi 150$ mm

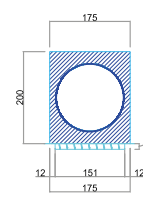
HEIGHT 150 mm



NB= For attachment up to $\phi 250$ mm ($\phi 200$ and $\phi 250$ ovalized)

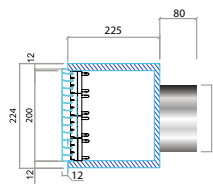


NB= For attachment up to $\phi 250$ mm ($\phi 200$ and $\phi 250$ ovalized)

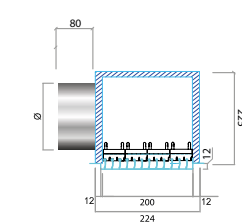


NB= For attachment up to $\phi 150$ mm

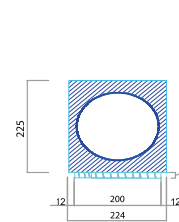
HEIGHT 200 mm



NB= For attachment up to $\phi 250$ mm ($\phi 200$ and $\phi 250$ ovalized)



NB= For attachment up to $\phi 250$ mm ($\phi 200$ and $\phi 250$ ovalized)



NB= For attachment up to $\phi 150$ mm



PSD

CODE DESCRIPTION - DRYWALL INSTALLATION		
PLM DIFFUSER + CONNECTION POSITION:	PSDLXH*	Ex. PSD600X50P
PLM DIFFUSER CONNECTION POSITION + NO. AND DIAMETER:	PSDLXH*-Ø	Ex. PSD600X50P-D200 (1 att. ø200)

CODE DESCRIPTION - WALL / BOARD INSTALLATION		
PLM DIFFUSER + CONNECTION POSITION:	PSDMLXH*	Ex. PSDM600X50P
PLM DIFFUSER CONNECTION POSITION + NO. AND DIAMETER:	PSDMLXH*-Ø	Ex. PSDM600X50P-D200 (1 att. ø200)

* connection position (P-rear, S-top)
L-lateral: specify during order whether right or left side (front view) **MAX DIAMETER. CANOTTO Ø 150**

DESCRIPTION

The PSD are complete diffuser plenums with a recessed frame. Made with rigid polyurethane foam panel with a density of 49 (+/-2) kg/m³.

INSTALLATION

Wall and ceiling mounted, installable on masonry and drywall.

ON REQUEST

Non-standard dimensions.
 SUPPLY version - SUPPLY for VMC.

FEATURES






- Material: rigid expanded polyurethane panel and aluminium sheet, black color.
- Visible grille finish: painted white RAL9016.
- Orientable aluminium blades painted RAL9016.
- **Self-extinguishing white ABS side caps (UL 94 V-0).**



USE

Heating and air conditioning.

The prices listed in the table refer to the PSD product. For PSDM products, an additional 5% charge applies.


→				 
LENGTH (mm)	REAR CONNECTION	LATERAL CONNECTION	TOP CONNECTION	BLADE REPLACEMENT KIT SD
200		115,50 €		22,20 €
300		123,60 €		23,70 €
400		130,20 €		25,00 €
500		145,90 €		28,00 €
600		155,60 €		28,00 €
800		201,20 €		29,90 €
1000		235,80 €		38,60 €
1200		280,60 €		45,30 €
1500		290,40 €		53,90 €
2000		325,50 €		55,80 €
3000		673,40 €		129,50 €
3500		725,40 €		139,50 €
4000		781,00 €		150,10 €
4500		905,80 €		174,10 €
5000		1.063,90 €		204,50 €
6000		1.346,70 €		258,90 €

TECHNICAL DATA

LxH : dimensions
 Ak : free area - the free area refers to the diffuser with blades at 0° deflection
 L : throw (in isothermal conditions)
 Q : air flow rate at 2 m/s (min.) - speed 3.5 m/s (max.)

All dimensions are expressed in mm.

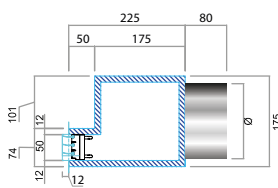
LxH (mm)	Ak (m ²)	Throw (m)		Q (m ³ /h)	
		min.	max.	min.	max.
200x50	0.0069	2.0	3.4	50	87
300x50	0.0103	2.1	3.7	74	130
400x50	0.0138	2.3	4.0	99	173
500x50	0.0172	2.4	4.1	124	217
600x50	0.0206	2.5	4.3	149	260
800x50	0.0275	2.6	4.5	198	347
1000x50	0.0344	2.7	4.8	248	433
1500x50	0.0516	2.9	5.2	372	650
2000x50	0.0688	3.1	5.5	495	867



DIMENSIONS

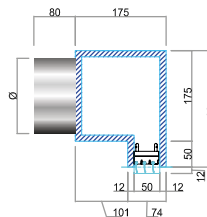
PSD height 50 mm - DRYWALL INSTALLATION

Detail PSD height 50 mm with P attachment



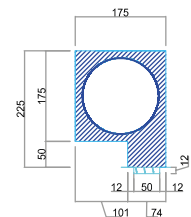
NB= For attachment up to $\phi 250$ mm ($\phi 200$ and $\phi 250$ ovalized)

Detail PSD height 50 mm with S attachment



NB= For attachment up to $\phi 250$ mm ($\phi 200$ and $\phi 250$ ovalized)

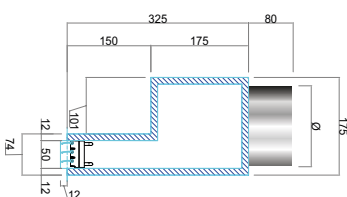
Detail PSD height 50 mm with L attachment



NB= For attachment up to $\phi 150$ mm

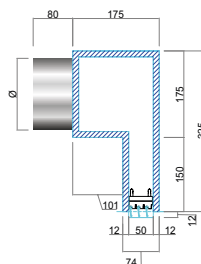
PSDM height 50 mm - WALL / BOARD INSTALLATION

Detail PSDM height 50 mm with P attachment



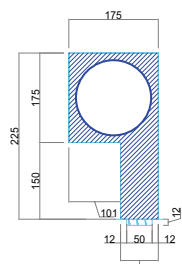
NB= For attachment up to $\phi 250$ mm ($\phi 200$ and $\phi 250$ ovalized)

Detail PSDM height 50 mm with S attachment



NB= For attachment up to $\phi 250$ mm ($\phi 200$ and $\phi 250$ ovalized)

Detail PSDM height 50 mm with L attachment



NB= For attachment up to $\phi 150$ mm



PSF - SINGLE SLOT

CODE DESCRIPTION - DRYWALL INSTALLATION		
GENERIC SINGLE SLOT PLENUM:	PSFLXH*	Ex. PSF800X30P
SINGLE SLOT PLENUM WITH CONNECTION DIAMETER:	PSFLXH*-Ø	Ex. PSF800X30P-D200 (1 att. ø200)

CODE DESCRIPTION - WALL / BOARD INSTALLATION		
GENERIC SINGLE SLOT PLENUM:	PSFMLXH*	Ex. PSFM800X30P
SINGLE SLOT PLENUM WITH CONNECTION DIAMETER:	PSFMLXH*-Ø	Ex. PSFM800X30P-D200 (1 att. ø200)

* connection position (P-rear, S-top)
 L-lateral: specify during order whether right or left side (front view) MAX DIAMETER. CANOTTO Ø 150

DESCRIPTION

The PSF are complete diffuser plenums with a slot, without a frame.
 Made with rigid polyurethane foam panel with a density of 49 (+/-2) kg/m³.

INSTALLATION

Wall and ceiling mounted, installable on masonry and drywall.

ON REQUEST

Non-standard dimensions.
 SUPPLY version - SUPPLY for VMC.

The prices listed in the table refer to the PSF product. For PSFM products, an additional 5% charge applies.

FEATURES

- Material: rigid expanded polyurethane panel and aluminium sheet, black color.
- With integrated deflector blades.
- **Self-extinguishing white ABS side caps (UL 94 V-0).**



USE

Heating and air conditioning.

LENGTH (mm)	1 SLOT		
	REAR CONNECTION	LATERAL CONNECTION	TOP CONNECTION
200		115,70 €	
300		123,80 €	
400		130,50 €	
500		146,20 €	
600		155,90 €	
800		167,60 €	
1000		196,50 €	
1200		233,80 €	
1500		249,50 €	
2000	271,20 €	-	271,20 €
2500	384,60 €	-	384,60 €
3000	561,20 €	-	561,20 €
3500	650,80 €	-	650,80 €
4000	650,80 €	-	650,80 €
4500	756,10 €	-	756,10 €
5000	886,50 €	-	886,50 €
6000	1.122,30 €	-	1.122,30 €


TECHNICAL DATA

LxH : dimensions
 Ak : free area
 L : throw (in isothermal conditions)
 Q : air flow rate at 2 m/s (min.) - speed 3.5 m/s (max.)

All dimensions are expressed in mm.

LxH (mm)	Ak (m ²)	Throw (m)		Q (m ³ /h)	
		min.	max.	min.	max.
200x30	0.0060	1.9	3.4	43	76
300x30	0.0090	2.1	3.6	65	113
400x30	0.0120	2.2	3.9	86	151
500x30	0.0150	2.3	4.0	108	189
600x30	0.0180	2.4	4.2	130	227
800x30	0.0240	2.5	4.4	173	302
1000x30	0.0300	2.6	4.6	216	378
1500x30	0.0450	2.9	5.0	324	567
2000x30	0.0600	3.0	5.3	432	756

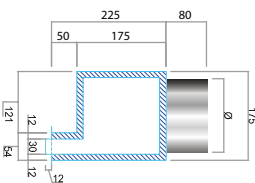
SECTION PRODUCT AND DETAIL BLADES



DIMENSIONS

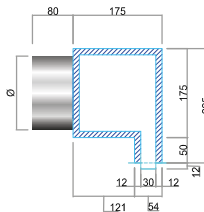
PSF height 30 mm - DRYWALL INSTALLATION

Detail PSF height 30 mm with P attachment



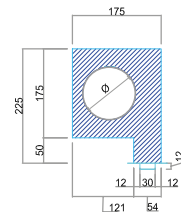
NB= For attachment up to $\varnothing 250$ mm ($\varnothing 200$ and $\varnothing 250$ ovalized)

Detail PSF height 30 mm with S attachment



NB= For attachment up to $\varnothing 250$ mm ($\varnothing 200$ and $\varnothing 250$ ovalized)

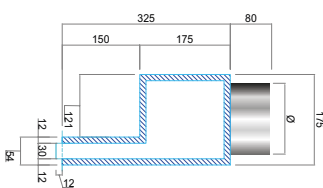
Detail PSF height 30 mm with L attachment



NB= For attachment up to $\varnothing 150$ mm

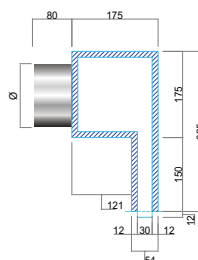
PSFM height 30 mm - WALL / BOARD INSTALLATION

Detail PSFM height 30 mm with P attachment



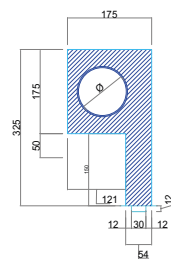
NB= For attachment up to $\varnothing 250$ mm ($\varnothing 200$ and $\varnothing 250$ ovalized)

Detail PSFM height 30 mm with S attachment



NB= For attachment up to $\varnothing 250$ mm ($\varnothing 200$ and $\varnothing 250$ ovalized)

Detail PSFM height 30 mm with L attachment



NB= For attachment up to $\varnothing 150$ mm



PSF - 2 SLOTS

CODE DESCRIPTION - DRYWALL INSTALLATION		
GENERIC DOUBLE SLOT PLENUM:	PS2FLXH*	Ex. PS2F800X50P
DOUBLE SLOT PLENUM WITH CONNECTION DIAMETER:	PS2FLXH*-Ø	Ex. PS2F800X50P-D200 (1 att. ø200)

CODE DESCRIPTION - WALL / BOARD INSTALLATION		
GENERIC DOUBLE SLOT PLENUM:	PS2FMLXH*	Ex. PS2FM800X50P
DOUBLE SLOT PLENUM WITH CONNECTION DIAMETER:	PS2FMLXH*-Ø	Ex. PS2FM800X50P-D200 (1 att. ø200)

* connection position (P-rear, S-top)
 L-lateral: specify during order whether right or left side (front view)
 MAX DIAMETER. CANOTTO Ø 150

DESCRIPTION

The PS2F are complete diffuser plenums with slots, without a frame, with blades.
 Made with rigid polyurethane foam panel with a density of 49 (+/-2) kg/m³.

INSTALLATION

Wall and ceiling mounted, installable on masonry and drywall.

ON REQUEST

Non-standard dimensions.
 SUPPLY version - SUPPLY for VMC.

FEATURES

- Material: rigid expanded polyurethane panel and aluminium sheet, black color.
- Grille in aluminium painted RAL9016.
- **Self-extinguishing white ABS side caps (UL 94 V-0).**



USE

Heating and air conditioning.

The prices listed in the table refer to the PS2F product. For PS2FM products, an additional 5% charge applies.


LENGTH (mm)	2 SLOTS			BLADE REPLACEMENT KIT F
	REAR CONNECTION	LATERAL CONNECTION	TOP CONNECTION	
200	121,50 €			28,00 €
300	130,00 €			29,90 €
400	137,00 €			31,60 €
500	153,60 €			35,40 €
600	163,70 €			35,40 €
800	211,30 €			37,70 €
1000	247,70 €			48,30 €
1200	294,70 €			56,70 €
1500	305,00 €			67,40 €
2000	341,80 €	-	341,80 €	69,80 €
2500	414,60 €	-	414,60 €	78,20 €
3000	707,10 €	-	707,10 €	161,90 €
3500	761,70 €	-	761,70 €	174,40 €
4000	820,10 €	-	820,10 €	187,70 €
4500	951,10 €	-	951,10 €	217,70 €
5000	1.117,10 €	-	1.117,10 €	255,70 €
6000	1.414,10 €	-	1.414,10 €	323,70 €

TECHNICAL DATA

LxH : dimensions
 Ak : free area - the free area refers to the diffuser with deflectors fully open
 L : throw (in isothermal conditions)
 Q : air flow rate at 2 m/s (min.) - speed 3.5 m/s (max.)

All dimensions are expressed in mm.

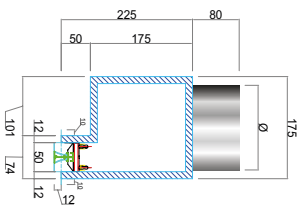
LxH (mm)	Ak (m ²)	Throw (m)		Q (m ³ /h)	
		min.	max.	min.	max.
200x50	0.0060	1.9	3.4	43	76
300x50	0.0090	2.1	3.6	65	113
400x50	0.0120	2.2	3.9	86	151
500x50	0.0150	2.3	4.0	108	189
600x50	0.0180	2.4	4.2	130	227
800x50	0.0240	2.5	4.4	173	302
1000x50	0.0300	2.6	4.6	216	378
1500x50	0.0450	2.9	5.0	324	567
2000x50	0.0600	3.0	5.3	432	756



DIMENSIONS

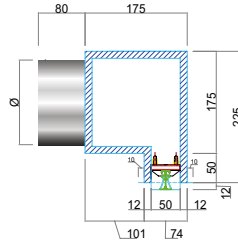
PS2F height 50 mm - DRYWALL INSTALLATION

Detail PS2F height 50 mm with P attachment



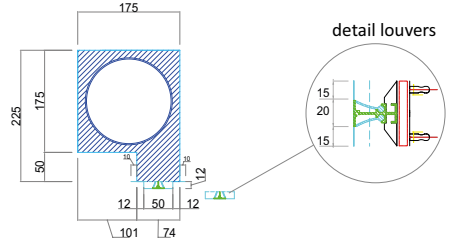
NB= For attachment up to $\phi 250$ mm ($\phi 200$ and $\phi 250$ ovalized)

Detail PS2F height 50 mm with S attachment



NB= For attachment up to $\phi 250$ mm ($\phi 200$ and $\phi 250$ ovalized)

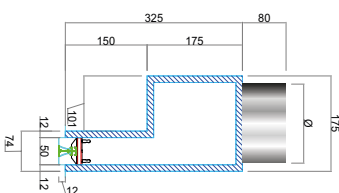
Detail PS2F height 50 mm with L attachment



NB= For attachment up to $\phi 150$ mm

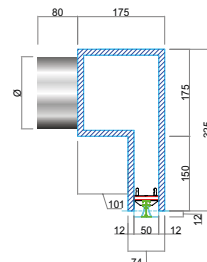
PS2FM height 50 mm - WALL / BOARD INSTALLATION

Detail PS2FM height 50 mm with P attachment



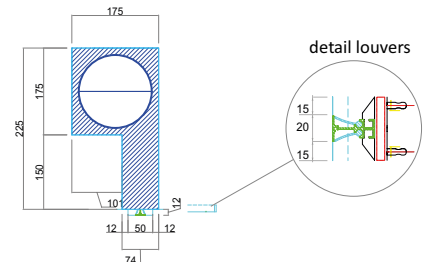
NB= For attachment up to $\phi 250$ mm ($\phi 200$ and $\phi 250$ ovalized)

Detail PS2FM height 50 mm with S attachment



NB= For attachment up to $\phi 250$ mm ($\phi 200$ and $\phi 250$ ovalized)

Detail PS2FM height 50 mm with L attachment



NB= For attachment up to $\phi 150$ mm



PSF - 3 SLOTS

DESCRIPTION CODE	CODE	EXAMPLE
GENERIC DOUBLE SLOT PLENUM:	PS3FLXH*	Ex. PS3F800X100P
DOUBLE SLOT PLENUM WITH CONNECTION DIAMETER:	PS3FLXH*-Ø	Ex. PS3F800X100P-D200 (1 att. ø200)

* connection position (P-rear, S-top)
L-lateral: specify during order whether right or left side (front view)
 MAX DIAMETER CANOTTO Ø 150

DESCRIPTION

The PS3F are complete diffuser plenums with slots, without a frame, with blades.
 Made with rigid polyurethane foam panel with a density of 49 (+/-2) kg/m³.

INSTALLATION

Wall and ceiling mounted, installable on masonry and drywall.

ON REQUEST

Non-standard dimensions.
 SUPPLY version - SUPPLY for VMC.

FEATURES

- Material: rigid expanded polyurethane panel and aluminium sheet, black color.
- Grille in aluminium painted RAL9016.
- **Self-extinguishing white ABS side caps (UL 94 V-0).**



USE

Heating and air conditioning.

LENGTH (mm)	3 SLOTS			BLADE REPLACEMENT KIT SF
	REAR CONNECTION	LATERAL CONNECTION	TOP CONNECTION	
200		127,60 €		34,30 €
300		136,50 €		36,70 €
400		143,90 €		38,70 €
500		161,20 €		43,40 €
600		172,00 €		43,40 €
800		221,90 €		46,20 €
1000		243,20 €		59,70 €
1200		342,30 €		55,70 €
1500		364,70 €		78,30 €
2000	486,20 €	-	486,20 €	83,40 €
2500	517,40 €	-	517,40 €	111,30 €
3000	729,20 €	-	729,20 €	166,90 €
3500	762,20 €	-	762,20 €	174,40 €
4000	972,30 €	-	972,30 €	222,60 €
4500	1.032,40 €	-	1.032,40 €	236,30 €
5000	1.215,30 €	-	1.215,30 €	278,20 €
6000	1.458,30 €	-	1.458,30 €	333,80 €

TECHNICAL DATA

LxH : dimensions
 Ak : free area - the free area refers to the diffuser with deflectors fully open
 L : throw (in isothermal conditions)
 Q : air flow rate at 2 m/s (min.) - speed 3.5 m/s (max.)

All dimensions are expressed in mm.

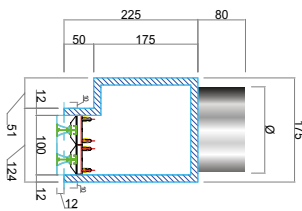
LxH (mm)	Ak (m ²)	Throw (m)		Q (m ³ /h)	
		min.	max.	min.	max.
200x100	0.0120	2.2	3.9	86	151
300x100	0.0180	2.4	4.2	130	227
400x100	0.0240	2.5	4.4	173	302
500x100	0.0300	2.6	4.6	216	378
600x100	0.0360	2.7	4.8	259	454
800x100	0.0480	2.9	5.1	346	605
1000x100	0.0600	3.0	5.3	432	756
1500x100	0.0900	3.3	5.8	648	1134
2000x100	0.1200	3.5	6.1	864	1512



DIMENSIONS

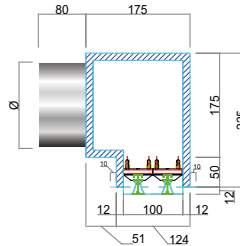
3 SLOTS

Detail PS3F height 100 mm with P attachment



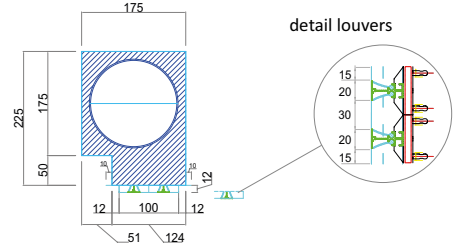
NB= For attachment up to Ø250 mm (Ø200 and Ø250 ovalized)

Detail PS3F height 100 mm with S attachment




NB= For attachment up to Ø250 mm (Ø200 and Ø250 ovalized)

Detail PS3F height 100 mm with L attachment



NB= For attachment up to Ø150 mm

SPARES





PSF - 4 SLOTS

DESCRIPTION CODE	CODE	EXAMPLE
GENERIC DOUBLE SLOT PLENUM:	PS4FLXH*	Ex. PS4F800X150P
DOUBLE SLOT PLENUM WITH CONNECTION DIAMETER:	PS4FLXH*-Ø	Ex. PS4F800X150P-D200

* connection position (P-rear, S-top)
 L-lateral: specify during order whether right or left side (front view)
 MAX DIAMETER. CANOTTO Ø 150

DESCRIPTION

The PS4F are complete diffuser plenums with slots, without a frame, with blades.
 Made with rigid polyurethane foam panel with a density of 49 (+/-2) kg/m³.

INSTALLATION

Wall and ceiling mounted, installable on masonry and drywall.

ON REQUEST

Non-standard dimensions.
 SUPPLY version - SUPPLY for VMC.

FEATURES

- Material: Panel in rigid expanded polyurethane and aluminium sheet, black color.
- Grille in aluminium painted RAL9016.

USE

Heating and air conditioning.


LENGTH (mm)	4 SLOTS			BLADE REPLACE- MENT KIT SF
	REAR CONNECTION	LATERAL CONNECTION	TOP CONNECTION	
200	134,00 €			48,80 €
300	143,40 €			56,80 €
400	151,10 €			50,50 €
500	169,30 €			45,50 €
600	180,60 €			45,50 €
800	232,90 €			48,60 €
1000	276,20 €			62,60 €
1200	310,00 €			63,20 €
1500	414,10 €			70,90 €
2000	552,10 €	-	552,10 €	94,80 €
2500	614,50 €	-	614,50 €	126,40 €
3000	828,10 €	-	828,10 €	189,60 €
3500	871,80 €	-	871,80 €	199,60 €
4000	1.104,00 €	-	1.104,00 €	252,70 €
4500	1.191,40 €	-	1.191,40 €	272,70 €
5000	1.379,90 €	-	1.379,90 €	315,90 €
6000	1.656,00 €	-	1.656,00 €	379,10 €

TECHNICAL DATA

LxH : dimensions
 Ak : free area - the free area refers to the diffuser with deflectors fully open
 L : throw (in isothermal conditions)
 Q : air flow rate at 2 m/s (min.) - speed 3.5 m/s (max.)

All dimensions are expressed in mm.

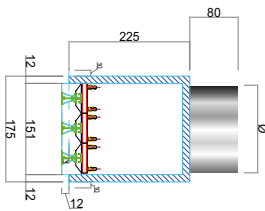
LxH (mm)	Ak (m ²)	Throw (m)		Q (m ³ /h)	
		min.	max.	min.	max.
200x150	0.0180	2.4	4.2	130	227
300x150	0.0270	2.6	4.5	194	340
400x150	0.0360	2.7	4.8	259	454
500x150	0.0450	2.9	5.0	324	567
600x150	0.0540	3.0	5.2	389	680
800x150	0.0720	3.2	5.5	518	907
1000x150	0.0900	3.3	5.8	648	1134
1500x150	0.1350	3.6	6.3	972	1701
2000x150	0.1800	3.8	6.6	1296	2268



DIMENSIONS

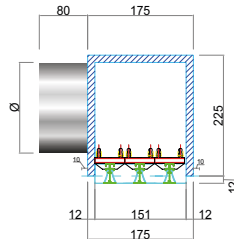
4 SLOTS

Detail PS4F height 150 mm with P attachment



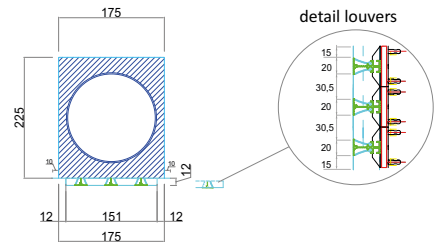
NB= For attachment up to $\varnothing 250$ mm ($\varnothing 200$ and $\varnothing 250$ ovalized)

Detail PS4F height 150 mm with S attachment



NB= For attachment up to $\varnothing 250$ mm ($\varnothing 200$ and $\varnothing 250$ ovalized)

Detail PS4F height 150 mm with L attachment



NB= For attachment up to $\varnothing 150$ mm

SPARES





DOWNLOAD PRICE UPDATE

BMA

CODE DESCRIPTION	CODE	EXAMPLE
GRILLE WITH HORIZONTAL-VERTICAL LOUVERS:	BMA-OV-LXH	Ex. BMA-OV-400X150
BALANCING DAMPER:	SC-LXH	Ex. SC-400X150
MOUNTING FRAME:	CT-LXH	Ex. CT-400X150
GRILLE FRAME:	PLP-LXH	Ex. PLP-400X150

Product aluminium coloring (final code "A") - Example. BMA-OV400X150A

DESCRIPTION

The BMA series includes air supply grilles with one or two orders of individually adjustable 20 mm step blades.

INSTALLATION

Clip mounting.
Installed on a wall or duct at a variable height between 2.5 and 3.5 m.

ON REQUEST

Non-standard dimensions. RAL colors of choice.
Frame holes for screw installation.
BMA-VO version (VERTICAL/HORIZONTAL)

FEATURES











- Material: aluminium.
- Finish: painted white RAL9016 or anodized aluminium (with final code "A")

USE

Used in wall or duct installations, both for heating and cooling.

ACCESSORIES

SC calibration damper in galvanized steel with opposed movement blades.
CT steel subframe to be walled in.
Plenum door grille.

 LXH (mm)	 BMA-OV	 SC	 CT	 PLP	 LXH (mm)	 BMA-OV	 SC	 CT	 PLP
200X100	25,30 €	15,20 €	16,30 €	61,00 €	700X200	95,70 €	42,50 €	37,00 €	95,80 €
300X100	29,30 €	16,60 €	16,30 €	61,00 €	800X200	95,70 €	46,80 €	33,60 €	95,80 €
400X100	37,30 €	19,80 €	18,10 €	61,00 €	900X200	131,30 €	50,90 €	41,60 €	109,60 €
500X100	42,00 €	23,60 €	19,90 €	61,00 €	1000X200	103,70 €	52,30 €	37,50 €	123,00 €
600X100	46,60 €	27,00 €	21,70 €	69,80 €	300X300	64,50 €	32,00 €	23,80 €	61,00 €
700X100	59,70 €	29,90 €	24,90 €	95,80 €	400X300	77,50 €	39,50 €	27,80 €	69,80 €
800X100	90,80 €	34,00 €	26,00 €	95,80 €	500X300	83,60 €	43,50 €	31,70 €	69,80 €
1000X100	114,30 €	41,70 €	29,60 €	123,00 €	600X300	97,70 €	47,60 €	33,60 €	69,80 €
200X150	28,60 €	16,80 €	16,30 €	61,00 €	700X300	104,20 €	52,60 €	43,60 €	95,80 €
300X150	33,00 €	19,40 €	18,10 €	61,00 €	800X300	117,80 €	57,70 €	39,70 €	95,80 €
400X150	48,20 €	22,80 €	19,90 €	61,00 €	1000X300	135,60 €	69,50 €	45,10 €	123,00 €
500X150	55,40 €	26,50 €	23,80 €	61,00 €	400X400	95,70 €	45,30 €	31,70 €	69,80 €
600X150	64,50 €	30,10 €	26,00 €	69,80 €	500X400	123,50 €	54,70 €	35,40 €	69,80 €
700X150	80,10 €	34,40 €	32,60 €	95,80 €	600X400	117,80 €	58,80 €	39,40 €	95,80 €
800X150	82,60 €	38,60 €	29,60 €	95,80 €	700X400	143,10 €	65,30 €	49,60 €	95,80 €
1000X150	103,70 €	46,50 €	33,60 €	123,00 €	800X400	149,90 €	71,90 €	45,10 €	95,80 €
200X200	37,30 €	18,40 €	18,10 €	61,00 €	1000X400	170,60 €	85,30 €	51,20 €	123,00 €
300X200	48,20 €	25,80 €	19,90 €	61,00 €	500X500	147,20 €	70,30 €	39,70 €	95,80 €
400X200	54,40 €	28,30 €	22,90 €	61,00 €	600X500	152,30 €	73,30 €	43,30 €	95,80 €
500X200	65,50 €	33,20 €	26,00 €	61,00 €	800X500	198,70 €	110,00 €	49,40 €	95,80 €
600X200	77,50 €	38,20 €	27,80 €	69,80 €	1000X500	225,90 €	110,00 €	55,20 €	147,60 €

TECHNICAL DATA

Vk: effective speed (m/s)

m³/h: flow rate

L1 (m): throw of the grille without damper, blade deflection 0°, with coanda effect (ceiling), terminal velocity 0.25 m/sec and

T max. 15°C

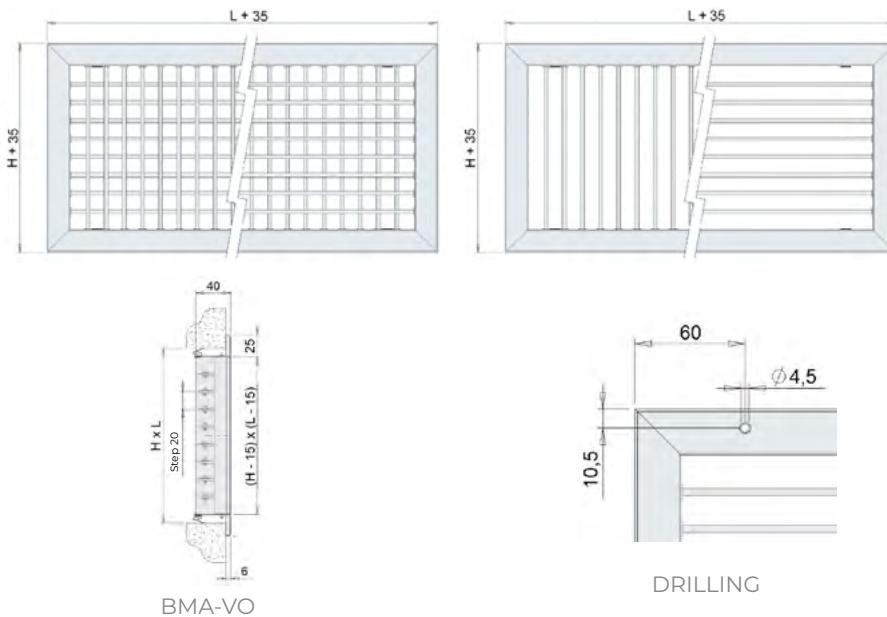
All dimensions are expressed in mm

Dimensions LxH (mm)	Effective section (m ²)	m ³ /h	L1	m ³ /h	L1	Dimensions LxH (mm)	Effective section (m ²)	m ³ /h	L1	m ³ /h	L1
200x100	0.013	100	3	160	5	500x200	0.071	560	7.5	900	10
300x100	0.018	140	3.7	230	5.6	600x200	0.086	682	10	1080	11
400x100	0.025	200	4.5	320	6.8	800x200	0.115	910	10.3	1450	13
500x100	0.033	260	6	420	8	1000x200	0.145	1150	10	1830	15.6
600x100	0.042	335	6.8	500	9	300x300	0.058	460	5.8	730	9
200x150	0.020	160	3.6	240	5.4	400x300	0.085	670	6.8	1070	10
300x150	0.029	230	4.1	370	7	500x300	0.110	870	8.1	1380	12
400x150	0.039	310	4.3	500	8	600x300	0.136	1080	9.6	1730	15
500x150	0.051	400	5	640	9	800x300	0.178	1410	10.5	2250	16
600x150	0.059	470	5.8	750	9.5	1000x300	0.226	1790	13	2860	18
800x150	0.086	682	6	1083	11	400x400	0.115	910	8	1430	12
200x200	0.026	200	4	300	6	600x400	0.180	1430	11	2290	17
300x200	0.044	350	5.8	550	8	800x400	0.245	1940	12	3080	18
400x200	0.057	450	6.5	720	9	1000x400	0.310	2460	16	3940	20
Vk (m/s)		2.2		3.5				2.2		3.5	

NOISE INDEX dB(A)

Vk (m/s)	dB(A)		
	defl. 0°	defl. 20°	defl. 40°
2.2	15/20	18/23	20/25
3.5	20/25	23/28	25/30

DIMENSIONS





LAF

DESCRIPTION CODE	CODE	EXAMPLE
WITH FIXED HORIZONTAL BAR FRAME DEFLECTION 0°	LAF10-LXH	Ex. LAF10-600X200
WITH FIXED HORIZONTAL BAR FRAME DEFLECTION 15°	LAF15-LXH	Ex. LAF15-600X200
WITH FIXED HORIZONTAL BAR FRAME DEFLECTION 0°+ REAR ADJUSTABLE BLADES	LAF20-LXH	Ex. LAF20-600X200
WITH FIXED HORIZONTAL BAR FRAME DEFLECTION 15°+ REAR ADJUSTABLE BLADES	LAF25-LXH	Ex. LAF25-600X200

Product aluminium coloring (final code "A") - Example: LAF20-600X200A

DESCRIPTION

The LAF linear grille series has fixed horizontal aluminium bars with symmetrical deflection at 0° or asymmetrical at 15°. The blades have a 12.5 mm pitch.

INSTALLATION

On the ceiling, wall, floor in non-walkable areas, and on FAN-COIL.

Installed at a height between 2.5 and 3.5 m.

ON REQUEST

Frame holes for screw installation.

RAL colors of choice.

Removable slatted pack.

FEATURES

- Material: aluminium.
- Finish: painted white RAL9016 or anodized aluminium (with final code "A")
- Installation: clip mounting.

USE








Used in air conditioning and ventilation systems, both for supply and return.

ACCESSORIES

SC calibration damper in galvanized steel with opposed movement blades.

CT steel subframe to be walled in.

Plenum door grille.

						
LXH (mm)	LAF10	LAF15	LAF20	LAF25	SC	CT
400x75	35,70 €	35,70 €	44,60 €	44,60 €	21,80 €	19,90 €
500x75	44,00 €	44,00 €	54,00 €	54,00 €	26,00 €	21,80 €
600x75	47,50 €	47,50 €	58,70 €	58,70 €	29,70 €	23,90 €
800x75	55,80 €	55,80 €	69,90 €	69,90 €	37,30 €	28,60 €
1000x75	65,20 €	65,20 €	87,70 €	87,70 €	45,80 €	32,60 €
1200x75	72,40 €	72,40 €	102,70 €	103,50 €	65,30 €	43,60 €
200x100	37,10 €	34,90 €	46,50 €	46,50 €	15,20 €	16,30 €
300x100	37,10 €	34,90 €	46,20 €	46,20 €	16,60 €	16,30 €
400x100	44,00 €	43,90 €	54,00 €	54,00 €	19,80 €	18,10 €
500x100	51,10 €	50,30 €	65,80 €	65,80 €	23,60 €	19,90 €
600x100	54,60 €	53,80 €	68,00 €	68,00 €	27,00 €	21,70 €
800x100	62,90 €	62,10 €	81,30 €	81,30 €	34,00 €	26,00 €
1000x100	74,80 €	73,70 €	102,30 €	102,30 €	41,70 €	29,60 €
1200x100	88,70 €	84,30 €	122,80 €	120,80 €	49,90 €	39,70 €
300x125	41,00 €	41,00 €	51,30 €	51,50 €	18,90 €	17,90 €
400x125	48,70 €	48,00 €	57,50 €	57,50 €	25,10 €	21,80 €
500x125	54,60 €	53,80 €	69,20 €	69,20 €	29,10 €	26,20 €
600x125	62,90 €	62,10 €	78,60 €	78,60 €	33,10 €	28,60 €
800x125	68,90 €	67,80 €	92,60 €	92,60 €	42,40 €	32,60 €
1000x125	87,80 €	86,60 €	117,00 €	117,00 €	51,10 €	37,00 €
1200x125	97,50 €	94,50 €	140,00 €	138,00 €	72,90 €	47,60 €
300x150	51,80 €	50,90 €	65,00 €	65,00 €	19,40 €	18,10 €
400x150	54,60 €	53,80 €	72,70 €	72,70 €	22,80 €	19,90 €
500x150	57,00 €	56,20 €	85,50 €	85,50 €	26,50 €	23,80 €
600x150	68,90 €	67,80 €	91,50 €	91,50 €	30,10 €	26,00 €
800x150	90,20 €	88,90 €	105,40 €	105,40 €	38,60 €	29,60 €
1000x150	103,30 €	87,60 €	131,70 €	131,70 €	46,50 €	33,60 €
1200x150	116,00 €	116,00 €	154,10 €	155,40 €	66,20 €	47,60 €

LxH (mm)	LAF10	LAF15	LAF20	LAF25	SC	CT
300x200	64,20 €	63,30 €	82,90 €	82,90 €	25,80 €	19,90 €
400x200	74,80 €	73,80 €	92,50 €	92,50 €	28,30 €	22,90 €
500x200	87,80 €	86,60 €	106,70 €	106,70 €	33,20 €	26,00 €
600x200	93,80 €	92,40 €	114,90 €	114,90 €	38,20 €	27,80 €
800x200	112,60 €	111,20 €	139,40 €	139,40 €	46,80 €	33,60 €
1000x200	137,60 €	135,70 €	164,10 €	164,10 €	52,30 €	37,50 €
1200x200	156,90 €	156,90 €	193,70 €	189,50 €	84,00 €	43,30 €
400x300	117,80 €	110,00 €	134,20 €	137,30 €	39,50 €	27,80 €
500x300	109,60 €	115,40 €	144,80 €	141,30 €	43,50 €	31,70 €
600x300	128,10 €	126,30 €	153,50 €	153,50 €	47,60 €	33,60 €
800x300	164,80 €	162,60 €	196,80 €	196,80 €	57,70 €	39,70 €
1000x300	196,60 €	194,00 €	243,40 €	243,40 €	69,50 €	45,10 €
1200x300	230,20 €	230,20 €	287,40 €	287,40 €	104,60 €	49,00 €
800x400	208,20 €	239,30 €	258,10 €	258,10 €	71,90 €	45,10 €
1000x400	248,30 €	285,50 €	319,30 €	319,30 €	85,30 €	51,20 €
1200x400	297,80 €	342,50 €	383,20 €	383,20 €	129,20 €	54,80 €

TECHNICAL DATA

Vk: effective speed (m/s)

m³/h: flow rate


L1 (m): throw related to a terminal velocity Vt= 0.25 m/s and with a temperature differential of 10/12 °C, mounted near the ceiling (not over 3 m); for greater distances, correct the throw by multiplying it by 0.7.

dB(A): noise index.


All dimensions are expressed in mm

Dimensions LxH (mm)	Effective section (m ²)	Vk 3 m/s		Vk 4 m/s		Vk 5 m/s		Dimensions Lxh (mm)	Effective section (m ²)	Vk 3 m/s		Vk 4 m/s		Vk 5 m/s	
		m ³ /h	L1	m ³ /h	L1	m ³ /h	L1			m ³ /h	L1	m ³ /h	L1	m ³ /h	L1
400x75	0.015	160	2.8	213	3.8	266	4.7	1000x125	0.066	711	3.5	947	4.7	1184	5.9
500x75	0.019	201	3	268	3.9	335	4.9	400x150	0.031	337	3	449	4	561	5
600x75	0.022	243	3.1	323	4.1	404	5.1	500x150	0.039	424	3.1	566	4.2	707	5.2
800x75	0.03	326	3.3	434	4.3	543	5.4	600x150	0.047	512	3.3	682	4.3	853	5.4
1000x75	0.038	408	3.4	545	4.5	681	5.7	800x150	0.064	687	3.4	916	4.6	1145	5.7
400x100	0.02	216	2.9	292	3.8	365	4.8	1000x150	0.08	862	3.6	1149	4.8	1436	6
500x100	0.026	276	3	367	4	459	5	400x200	0.042	455	3.1	607	4.2	758	5.2
600x100	0.031	332	3.1	443	4.2	554	5.2	500x200	0.053	573	3.3	764	4.4	955	5.4
800x100	0.041	446	3.3	595	4.4	743	5.5	600x200	0.064	691	3.4	922	4.5	1152	5.6
1000x100	0.052	560	3.5	746	4.6	933	5.8	800x200	0.086	927	3.6	1237	4.8	1546	6
400x125	0.026	278	2.9	370	3.9	463	4.9	1000x200	0.108	1164	3.8	1552	5	1940	6.3
500x125	0.032	350	3.1	467	4.1	583	5.1	600x300	0.097	1050	3.6	1400	4.8	1750	6
600x125	0.039	422	3.2	563	4.2	703	5.3	800x300	0.13	1409	3.8	1879	5.1	2348	6.4
800x125	0.052	566	3.4	755	4.5	944	5.6	1000x300	0.164	1768	4	2357	5.3	1947	6.7
Pa		5		10		15				5		10		15	
dB(A)		25 / 32		33 / 39		38 / 44				25 / 32		33 / 39		38 / 44	

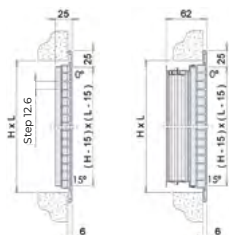
DIMENSIONS



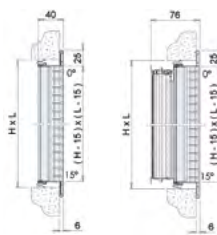
LAF10-LAF15



LAF20-LAF25



LAF10-LAF15 + SC



LAF20-LAF25 + SC



GRA AND GRAR

DESCRIPTION CODE	CODE	EXAMPLE
WHITE RETURN GRILLE:	GRA-LXH	Ex. GRA-200X100
WHITE GRILLE WITH ANTI-BIRD NET:	GRAR-LXH	Ex. GRAR-200X100
WHITE GRILLE WITH ANTI-INSECT NET:	GRARZ-LXH	Ex. GRARZ-200X100
ALUMINIUM RETURN GRILLE:	GRA-LXHA	Ex. GRA-200X100A
ALUMINIUM GRILLE WITH ANTI-BIRD NET:	GRAR-LXHA	Ex. GRAR-200X100A
ALUMINIUM GRILLE WITH ANTI-INSECT NET:	GRARZ-LXHA	Ex. GRARZ-200X100A

Product aluminium coloring (final code "A") - Example. GRAR-200X100A

DESCRIPTION

Grilles in aluminium with a 25 mm pitch for air return built with fixed horizontal blades inclined at 45°.

INSTALLATION

Clip mounting.
Installed on wall or ceiling at a height height between 2.5 and 3.5 m.

ON REQUEST

Non-standard dimensions.
RAL colors of choice.
Frame holes for screw installation.

FEATURES

- Material: aluminium.
- Finish: painted white RAL9016 or anodized aluminium (with final code "A").

USE

For air return, it can be installed both inside and outside of civil and industrial environments.

ACCESSORIES

SC calibration damper in galvanized steel with opposed movement blades.
CT steel subframe to be walled in.
Plenum door grille.

ATTENTION: The table includes all sizes for the white return grille. For other CODES, refer to the table above. The prices for GRAR, GRARZ grilles, and aluminum versions are available in the Excel price list.

LENGTH (mm)	HEIGHT (mm)							
	H 100	H 150	H 200	H 300	H 400	H 500	H 600	H 800
200	18,70 €	22,60 €	24,60 €	30,30 €	35,90 €	44,00 €	55,80 €	63,50 €
300	21,60 €	25,50 €	30,30 €	37,20 €	46,90 €	57,70 €	69,50 €	85,00 €
400	26,50 €	30,30 €	33,30 €	45,00 €	60,60 €	75,20 €	85,00 €	113,30 €
500	31,50 €	37,20 €	42,20 €	55,80 €	72,30 €	83,10 €	99,70 €	126,90 €
600	35,30 €	44,00 €	53,80 €	66,50 €	82,10 €	97,70 €	115,30 €	148,40 €
800	43,10 €	51,90 €	61,50 €	81,10 €	104,50 €	124,10 €	144,50 €	184,40 €
1000	55,80 €	59,60 €	72,30 €	97,70 €	118,30 €	149,40 €	179,60 €	230,30 €
1200	63,50 €	71,40 €	82,10 €	115,30 €	144,50 €	179,60 €	203,00 €	267,30 €

TECHNICAL DATA

m³/h: flow rate

V (m/s): frontal speed

All dimensions are expressed in mm

Dimension L (mm)	V (m/s)	Dimension H (mm)						
		100	200	300	400	500	600	800
		flow rate (m ³ /h)						
200	2	65	138	210	280	353	425	570
	4	130	275	420	560	705	850	1140
	6	195	410	625	840	1060	1275	1705
	8	260	545	835	1120	1410	1700	2275
300	2	100	215	325	433	540	655	870
	4	200	430	650	865	1080	1310	1740
	6	300	650	970	1295	1620	1965	2615
	8	400	865	1295	1730	2160	2620	3485
400	2	138	288	440	583	735	885	1180
	4	275	575	880	1165	1470	1770	2360
	6	410	860	1320	1750	2200	2660	3540
	8	545	1150	1760	2335	2940	3545	4725
500	2	173	360	548	735	923	1110	1483
	4	346	720	1095	1470	1845	2220	2965
	6	520	1080	1640	2200	2765	3325	4450
	8	691	1440	2190	2940	3685	4435	5930
600	2	210	440	663	885	1115	1340	1793
	4	420	880	1325	1770	2230	2680	3585
	6	625	1320	1990	2655	3350	4020	5380
	8	835	1760	2650	3540	4465	5360	7170
800	2	280	583	893	1195	1498	1800	2405
	4	560	1165	1785	2390	2995	3600	4810
	6	840	1750	2680	3585	4495	5400	7210
	8	1120	2335	3570	4780	5990	7200	9620
1000	2	353	735	1115	1498	1880	2253	3018
	4	705	1470	2230	2995	3760	4505	6035
	6	1060	2203	3350	4495	5640	6760	9050
	8	1410	2940	4465	5990	7515	9015	12065
1200	2	425	885	1348	1800	2260	2715	3630
	4	850	1770	2695	3600	4520	5430	7260
	6	1275	2660	4040	5400	6780	8140	10885
	8	1700	3542	5385	7200	9040	10860	14515

NOISE INDEX dB(A)


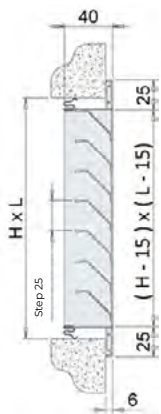
PRESSURE DROP (Pa)

V (m/s)	dB(A)	Pa
2	20/25	12
4	25/30	16
6	35/40	45
8	45/50	80

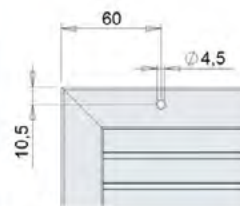
EFFECTIVE SECTION

Dimension L	Dimension H							
	100	200	300	400	500	600	800	1000
effective section m ²								
200	0.009	0.019	0.029	0.039	0.049	0.059	0.079	0.099
300	0.014	0.030	0.045	0.060	0.075	0.091	0.121	0.152
400	0.019	0.040	0.061	0.081	0.102	0.123	0.164	0.205
500	0.024	0.050	0.076	0.102	0.128	0.154	0.206	0.258
600	0.029	0.061	0.092	0.123	0.155	0.186	0.249	0.312
800	0.039	0.081	0.124	0.166	0.208	0.250	0.334	0.418
1000	0.049	0.102	0.155	0.208	0.261	0.313	0.419	0.525
1200	0.059	0.123	0.187	0.250	0.314	0.377	0.504	0.631

DIMENSIONS



DRILLING





DOWNLOAD PRICE UPDATE

GRS6

DESCRIPTION CODE	CODE	EXAMPLE
RECESSED RETURN GRILLE PAINTABLE WITH FILTER:	GRS6-LXH	Ex: GRS6-800X400

Attention: the image shows the grille installed and painted white.

DESCRIPTION

Recessed return grille designed for flush installation with drywall.

The grille is made with green water-resistant **drywall** and aluminium frame.

Fully paintable.

INSTALLATION

The installation is carried out by fixing the aluminium frame to the drywall stud.

ON REQUEST

Non-standard dimensions.

FEATURES

- Material: aluminium and drywall.
- Push-pull opening system.
- Equipped with a double safety system for the door.
- The hatch is equipped with a magnetic dust filter.
- Slots of 10 mm, interspersed with solids of 27 mm.

USE

For air return in environments where dust pre-filtration is recommended.

ACCESSORIES

-

 LENGTH (mm)	HEIGHT (mm)	
	h 400	h 600
800	189,70 €	200,70 €
1000	228,70 €	239,70 €
1200	268,70 €	279,70 €

TECHNICAL DATA

m³/h: flow rate

V (m/s): frontal speed on the filter

It is recommended that the air speed on the filter be 1.5 m/s to contain the pressure drop and maintain filtration efficiency; the flow rate data in the table refers to the grille with the filter.

All dimensions are expressed in mm

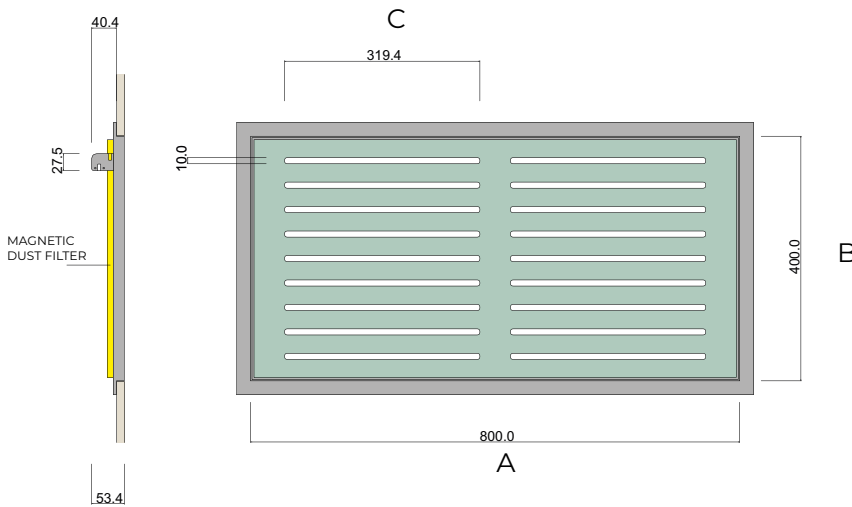
Dimension L (mm)	V (m/s)	Dimension H (mm)	
		400	600
		Flow rate (m ³ /h)	
800	1.5	432.43	664.48
	2	576.57	885.61
1000	1.5	537.75	825.56
	2	717	1101.11

NOISE INDEX dB(A)

V (m/s)	dB(A)
1.5	32/38
2	39/45

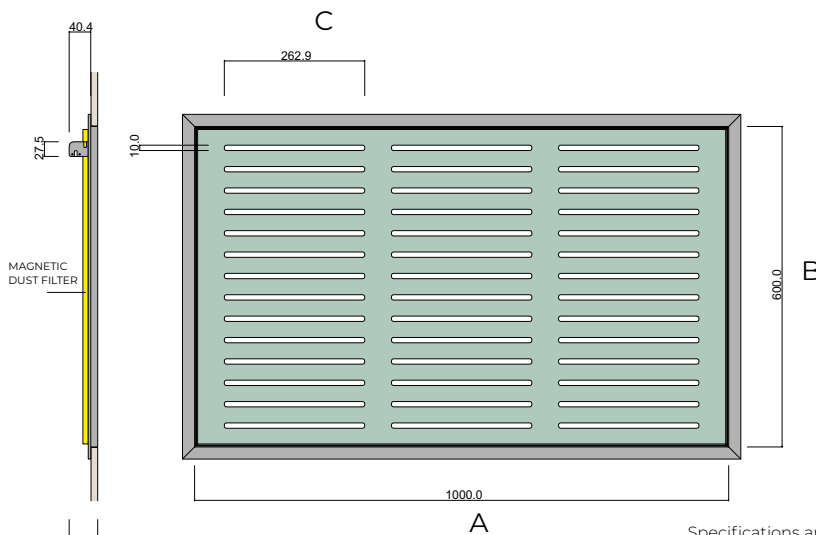
DIMENSIONS

GRS6-800X400



MODEL	A (mm)	B (mm)	C (mm)	Weight (Kg)
800X400	800	400	319.40	3.5
800X600	800	600	319.40	5

GRS6-1000X600



MODEL	A (mm)	B (mm)	C (mm)	Weight (Kg)
1000X400	1000	400	262.93	4
1000X600	1000	600	262.93	6
1200X400	1200	400	329.60	5
1200X600	1200	600	329.60	7.5



GRA6

DESCRIPTION CODE	CODE	EXAMPLE
WHITE RETURN GRILLE WITH WHITE FILTER:	GRA6-LXH	Ex: GRA6-800X400
WHITE RETURN GRILLE WITH ALUMINIUM FILTER:	GRA6-LXHA	Ex: GRA6-800X400A
PLENUM DOOR GRILLE SIDE CONNECTION:	PLLGRA6-LXH	Ex: PLLGRA6-800X400
PLENUM DOOR GRILLE REAR CONNECTION:	PLPGRA6-LXH	Ex: PLPGRA6-800X400

Product aluminium coloring (final code "A") - Example: GRA6-800X400A
Standard depth PLENUM door grille 200 mm

DESCRIPTION

Grille for air return with 25 mm step built with fixed horizontal blades inclined at 45° with a double frame with hinged opening that facilitates the housing and replacement of the filter.

INSTALLATION

The installation is carried out by fixing the outside of the grille to the wall using screws.

ON REQUEST

Non-standard dimensions.
Closure with screws or with push-pull system.

FEATURES

- Material: aluminium.
- Finish: painted white RAL9016 or anodized aluminium (with final code "A").
- Filter: COARSE class (G2) thickness 12 mm.
- Closure: by magnets.

USE

For the return of external air or in an environment where pre-filtration is recommended.

ACCESSORIES

SC calibration damper in galvanized steel with opposed movement blades.
CT steel subframe to be walled in.
Plenum door grille.

ATTENTION: The table includes all sizes of the white return grille. For other CODES refer to the table above.

LENGTH (mm)	HEIGHT (mm)					
	h 200	h 300	h 400	h 500	h 600	h 800
200	110,80 €	117,00 €	122,90 €	130,00 €	137,50 €	151,40 €
300	114,70 €	125,30 €	132,70 €	142,90 €	150,90 €	181,30 €
400	131,10 €	130,40 €	141,10 €	157,10 €	174,90 €	210,00 €
500	125,20 €	137,50 €	155,90 €	177,20 €	200,40 €	233,10 €
600	130,40 €	146,40 €	174,90 €	200,40 €	221,50 €	288,10 €
800	146,40 €	174,90 €	200,70 €	230,20 €	257,50 €	297,80 €
1000	194,00 €	218,60 €	258,50 €	287,50 €	322,10 €	372,40 €
1200	256,00 €	288,70 €	367,30 €	379,60 €	404,70 €	453,10 €

TECHNICAL DATA

m³/h: flow rate

V (m/s): frontal speed on the filter

It is recommended that the air speed on the filter be 1.5 m/s to contain the pressure drop and maintain filtration efficiency; the flow rate data in the table refers to the grille with the filter.

All dimensions are expressed in mm

Dimension L (mm)	V (m/s)	Dimension H (mm)						
		200	300	400	500	600	800	1000
		Flow rate (m ³ /h)						
200	1.5	63	121	180	238	296	413	530
	2	84	162	240	317	395	551	706
300	1.5	121	234	346	458	571	795	1020
	2	162	312	461	611	761	1060	1360
400	1.5	180	346	512	679	845	1178	1510
	2	240	461	683	905	1127	1570	2014
500	1.5	238	458	679	899	1119	1560	2000
	2	317	611	905	1199	1492	2080	2667
600	1.5	296	571	845	1119	1394	1942	2491
	2	395	761	1127	1492	1858	2590	3321
800	1.5	413	795	1178	2560	1942	2707	3471
	2	551	1060	1570	2080	2590	3609	4629
1000	1.5	530	1020	1510	2000	2491	3471	4452
	2	706	1360	2014	2667	3321	4629	5936

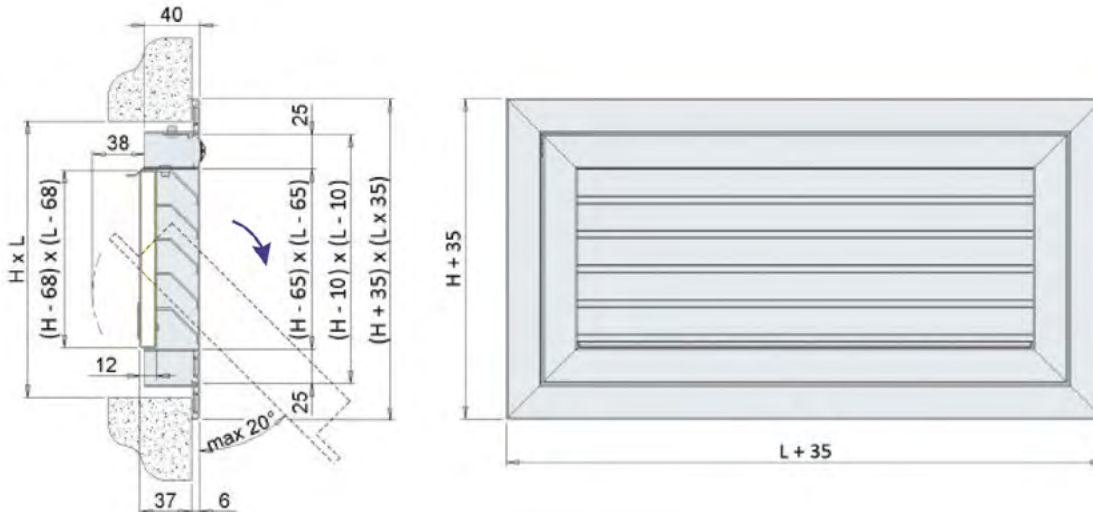
NOISE INDEX dB(A)
PRESSURE DROP (Pa)


V (m/s)	dB(A)	Pa
1,5	32/38	35/38
2	39/45	62/68

EFFECTIVE SECTION

Dimension L (mm)	Dimension H (mm)						
	200	300	400	500	600	800	1000
	effective section m ²						
200	0.009	0.015	0.022	0.026	0.033	0.044	0.057
300	0.016	0.026	0.037	0.047	0.057	0.077	0.102
400	0.020	0.036	0.053	0.066	0.083	0.110	0.144
500	0.027	0.047	0.069	0.087	0.107	0.143	0.187
600	0.033	0.057	0.084	0.107	0.130	0.177	0.229
800	0.044	0.077	0.114	0.146	0.177	0.242	0.313
1000	0.058	0.098	0.145	0.183	0.226	0.309	0.391

DIMENSIONS





BQF

DESCRIPTION CODE	CODE	EXAMPLE
DIFFUSER:	BQF-LXH	Ex. BQF-300X300
PLENUM DIFFUSER REAR CONNECTION:	PLPBQF-LXH	Ex. PLPBQF-300X300
PLENUM DIFFUSER SIDE CONNECTION:	PLLBQF-LXH	Ex. PLLBQF-300X300

DESCRIPTION

Air panel diffuser with perforated mesh.
The perforated mesh is made according to the following specifications:

- holes alternated at 60°;
- empty/full ratio 46%;
- hole diameter 5mm;
- distance between centers 7mm.

INSTALLATION

Installation on ceiling or wall and clip fastening.

ON REQUEST

Different RAL coloring.
Frame holes for screw installation.

FEATURES

- Frame material: aluminium.
- Panel material: galvanized steel.
- Finish: white RAL9016 painting.

USE

For air return inside premises.

ACCESSORIES

SC calibration damper in galvanized steel with opposed movement blades.
CT steel subframe to be walled in.

 LXH (mm)	 BQF	 PLPBQF	 PLLBQF	 SC	 CT
300X300	68,90 €	58,60 €		32,00 €	23,80 €
400X300	79,60 €	67,10 €		39,50 €	27,80 €
500X300	89,50 €	67,10 €		43,50 €	31,70 €
600X300	98,90 €	67,10 €		47,60 €	33,60 €
800X300	116,60 €	92,10 €		57,70 €	39,70 €
1000X300	133,60 €	118,30 €		69,50 €	45,10 €
400X400	91,50 €	67,10 €		45,30 €	31,70 €
500X400	103,90 €	67,10 €		54,70 €	35,40 €
600X400	115,50 €	92,10 €		58,80 €	39,40 €
800X400	136,00 €	92,10 €		71,90 €	45,10 €
1000X400	156,30 €	118,30 €		85,30 €	51,20 €
500X500	116,60 €	92,10 €		70,30 €	39,70 €
600X500	129,90 €	92,10 €		73,30 €	43,30 €
800X500	154,10 €	92,10 €		110,00 €	49,40 €
1000X500	176,70 €	141,80 €		110,00 €	55,20 €
600X600	144,10 €	92,10 €		87,30 €	47,20 €
800X600	171,90 €	118,30 €		105,30 €	53,00 €
1000X600	197,00 €	141,80 €		131,70 €	61,30 €

TECHNICAL DATA

Vk: effective speed (m/s)

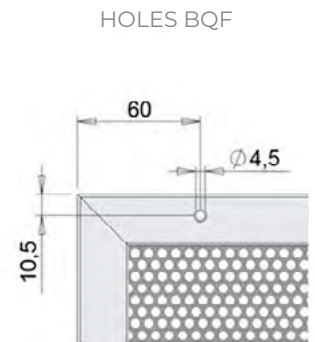
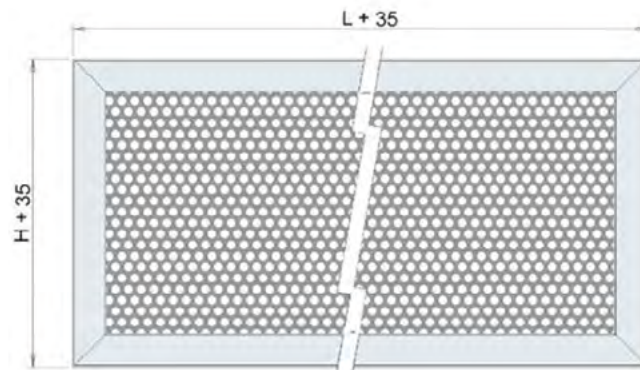
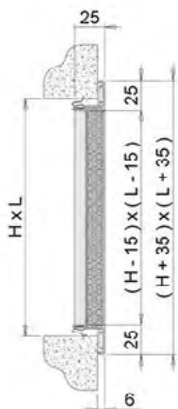
m³/h: flow rate

Pa: pressure drop.

All dimensions are expressed in mm

Dimensions LxH	Effective section m ²	Vk 2 m/s	Vk 3 m/s	V 2-3 m/s	Dimensions LxH	Effective section m ²	Vk 2 m/s	Vk 3 m/s	V 2-3 m/s
		m ³ /h	m ³ /h	Pa			m ³ /h	m ³ /h	Pa
300X300	0.037	269	404	15-40	800X400	0.139	1000	1500	15-40
400X300	0.050	363	545	15-40	1000X400	0.174	1256	1884	15-40
500X300	0.064	458	687	15-40	500X500	0.108	779	1169	15-40
600X300	0.077	552	828	15-40	600X500	0.131	940	1410	15-40
800X300	0.103	740	1110	15-40	800X500	0.175	1260	1890	15-40
1000X300	0.129	930	1395	15-40	1000X500	0.220	1582	2373	15-40
400X400	0.068	491	736	15-40	600X600	0.157	1133	1700	15-40
500X400	0.086	618	928	15-40	800X600	0.211	1520	2280	15-40
600X400	0.104	746	1119	15-40	1000X600	0.265	1908	2863	15-40

DIMENSIONS





BQFSMF

DESCRIPTION CODE	CODE	EXAMPLE
DIFFUSER:	BQFSMF-LXH	Ex. BQFSMF-600X400
PLENUM DIFFUSER REAR CONNECTION:	PLPBQF-LXH	Ex. PLPBQF-300X300
PLENUM DIFFUSER SIDE CONNECTION:	PLLBQF-LXH	Ex. PLLBQF-300X300

DESCRIPTION

Air return grille with perforated panel, with double frame with hinged opening and push-pull system for easy housing and replacement of the filter. The perforated mesh is made according to the following specifications:

- holes alternated at 60°;
- empty/full ratio 46%;
- hole diameter 5mm;
- distance between centers 7mm.

INSTALLATION

The installation is carried out by fixing the outside of the grille to the wall using screws.

ON REQUEST

Different RAL coloring.
Closure with magnet.

FEATURES



- Frame material: aluminium.
- Panel material: galvanized steel.
- Finish: white RAL9016 painting.
- Filter: COARSE class (G2) thickness 12 mm.
- Opening/closing: with push-pull system.

USE

Grille for air return in environments where prefiltration is recommended.

ACCESSORIES

Clips and screws.

 LXH (mm)	BQFSMF	 LXH (mm)	BQFSMF
200X200	109,30 €	500X500	154,00 €
200X300	113,80 €	500X600	165,10 €
200X400	122,80 €	600X200	128,80 €
200X500	125,80 €	600X300	138,70 €
200X600	128,80 €	600X400	149,00 €
300X200	113,80 €	600X500	165,10 €
300X300	119,50 €	600X600	177,50 €
300X400	129,80 €	800X200	139,10 €
300X500	130,80 €	800X300	152,80 €
300X600	138,70 €	800X400	169,20 €
400X200	122,80 €	800X500	188,20 €
400X300	129,80 €	800X600	209,40 €
400X400	135,20 €	1000X200	150,90 €
400X500	144,70 €	1000X300	166,20 €
400X600	149,00 €	1000X400	192,20 €
500X200	125,80 €	1000X500	217,00 €
500X300	130,80 €	1000X600	244,70 €
500X400	144,70 €		

TECHNICAL DATA

V (m/s): frontal speed on the filter.

m³/h: flow rate.

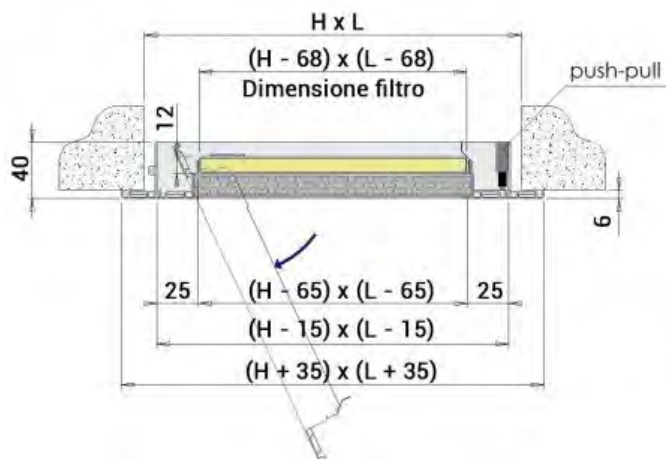
Pa: pressure drop.


It is recommended that the air speed on the filter be 1.5 m/s to contain the pressure drop and maintain filtration efficiency; the flow rate data in the table refers to the grille with the filter.

All dimensions are expressed in mm

Dimensions LxH (mm)	Effective section (m ²)	V 1,5 (m/s)	V 2 (m/s)	V 2 (m/s)	Dimensions LxH (mm)	Effective section (m ²)	V 1,5 (m/s)	V 2 (m/s)	V 2-3 (m/s)
		(m ³ /h)	(m ³ /h)	(Pa)			(m ³ /h)	(m ³ /h)	(Pa)
200X200	0.008	63	84	45/50	500X500	0.087	899	1199	45/50
200X300	0.015	121	162	45/50	500X600	0.107	1119	1492	45/50
200X400	0.021	180	240	45/50	600X200	0.033	296	395	45/50
200X500	0.027	238	317	45/50	600X300	0.058	571	761	45/50
200X600	0.033	296	395	45/50	600X400	0.082	845	1127	45/50
300X200	0.015	121	162	45/50	600X500	0.107	1119	1492	45/50
300X300	0.025	234	312	45/50	600X600	0.132	1394	1858	45/50
300X400	0.036	346	461	45/50	800X200	0.046	413	551	45/50
300X500	0.047	458	611	45/50	800X300	0.079	795	1060	45/50
300X600	0.058	571	761	45/50	800X400	0.113	1178	1570	45/50
400X200	0.021	180	240	45/50	800X500	0.147	1560	2080	45/50
400X300	0.036	346	461	45/50	800X600	0.181	1942	2590	45/50
400X400	0.052	512	683	45/50	1000X200	0.058	530	706	45/50
400X500	0.067	679	905	45/50	1000X300	0.101	1020	1360	45/50
400X600	0.082	845	1127	45/50	1000X400	0.144	1510	2014	45/50
500X200	0.027	238	317	45/50	1000X500	0.187	2000	2667	45/50
500X300	0.047	458	611	45/50	1000X600	0.230	2491	3321	45/50
500X400	0.067	679	905	45/50					

DIMENSIONS





DOWNLOAD PRICE UPDATE

GMA

DESCRIPTION CODE	CODE	EXAMPLE
WHITE RETURN GRILLE:	GMA-LXH	Ex: GMA-600X200
ALUMINIUM RETURN GRILLE:	GMA-LXHA	Ex: GMA-600X200A

Product aluminium coloring (final code "A") - Example. GMA-600X200A

DESCRIPTION

Return air grilles with 13x13 mm square mesh frame in aluminium.

INSTALLATION

The installation is carried out by fixing the grille to wall with clips.

ON REQUEST

Non-standard dimensions.
Screw holes for ceiling application.
Square mesh inclined at 45°.

FEATURES

- Material: aluminium.
- Finish: painted white RAL9016.

USE

For air return preferably at ceiling.

ACCESSORIES

SC calibration damper in galvanized steel with opposed movement blades.
CT steel subframe to be walled in.

ATTENTION: The table includes all sizes of the white return grille. For other CODES refer to the table above.

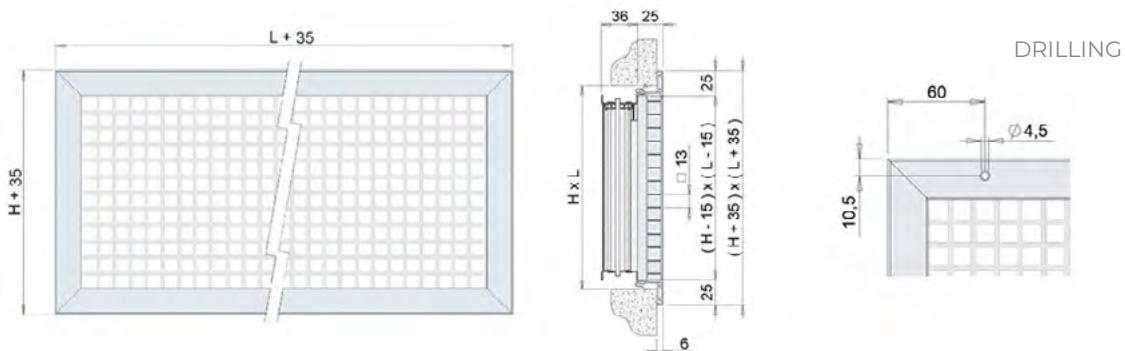
 LENGTH (mm)	HEIGHT (mm)								
	H 100	H 150	H 200	H 300	H 400	H 500	H 600	H 800	H 1000
200	25,60 €	30,60 €	35,70 €	45,90 €	57,40 €	67,50 €	76,50 €	94,30 €	123,60 €
300	29,40 €	37,00 €	45,90 €	61,20 €	76,50 €	86,70 €	105,70 €	137,60 €	174,50 €
400	33,20 €	44,60 €	57,40 €	76,50 €	95,50 €	113,30 €	133,70 €	174,50 €	217,80 €
500	42,10 €	53,50 €	67,50 €	86,70 €	113,30 €	137,60 €	166,90 €	217,80 €	257,20 €
600	48,50 €	62,50 €	76,50 €	105,70 €	133,70 €	166,90 €	191,00 €	250,90 €	304,30 €
800	59,90 €	76,50 €	94,30 €	137,60 €	174,50 €	217,80 €	250,90 €	320,90 €	397,30 €
1000	76,50 €	100,70 €	123,60 €	174,50 €	217,80 €	257,20 €	304,30 €	397,30 €	496,50 €
1200	90,50 €	121,00 €	150,30 €	201,20 €	254,70 €	300,50 €	351,40 €	468,60 €	585,70 €

TECHNICAL DATA

Vk: effective speed (m/s)
 m³/h: flow rate
 Pa: pressure drop in Pascal
 dB(A): noise index
 All dimensions are expressed in mm

Dimension L (mm)	Vk m/s	Dimension H (mm)									Pa	dB(A)
		100	150	200	300	400	500	600	800	1000		
		Flow rate (m ³ /h)										
200	1	50	80	108	166	209	274	330	468	612	5	<20
	3	150	240	234	498	627	822	990	1404	1836	12	28/32
	5	250	400	540	830	1045	1370	1650	2340	3060	20	35/40
300	1	72	115	166	252	330	612	560	742	930	5	<20
	3	216	345	498	756	990	1836	1680	2226	2790	12	28/32
	5	360	575	830	1260	1650	3060	2800	3710	4650	20	35/40
400	1	94	162	209	330	468	612	756	1037	1282	5	<20
	3	280	486	627	990	1404	1836	2268	3111	3846	12	24/26
	5	282	810	1045	1650	2340	3060	3780	5185	6410	20	35/40
500	1	126	209	274	454	612	742	930	1310	1620	5	<20
	3	378	627	822	1362	1836	2226	2790	3930	4860	12	24/26
	5	630	1045	1370	2270	3060	3710	4650	6550	8100	20	35/40
600	1	158	252	330	560	756	930	1180	1584	1980	5	<20
	3	475	756	990	1680	2268	2790	3540	4752	5940	12	24/26
	5	790	1260	1650	2800	3780	4650	5900	7920	9900	20	35/40
800	1	208	345	468	742	1037	1310	1584	2088	2592	5	<20
	3	626	1035	1404	2226	3111	3930	4752	6264	7776	12	24/26
	5	1040	1725	2340	3710	5185	6550	7920	10440	12960	20	35/40
1000	1	252	432	612	930	1282	1620	1980	2592	3204	5	<20
	3	756	1296	1836	2790	3840	4860	5940	7776	9612	12	24/26
	5	1260	2160	3060	4650	6410	8100	9900	12960	16020	20	35/40
1200	1	302	518	735	1995	1537	1945	2376	3110	3845	5	<20
	3	907	1555	2205	5985	4612	5832	7128	3992	11535	12	24/26
	5	1512	2592	3672	9972	7686	9720	11880	15552	19224	20	35/40

DIMENSIONS





DOWNLOAD PRICE UPDATE

GMA 60-SMF

DESCRIPTION CODE	CODE	EXAMPLE
WHITE RETURN GRILLE 600X600 PANEL WITH FILTER:	GMA 60-SMF	Ex: GMA 60-SMF

DESCRIPTION

Return grille with 13x13 mm square mesh from ceiling with double frame with hinged opening and push-pull system for easy housing and replacement of the filter.

INSTALLATION

The installation is carried out by fixing the external frame of the grille to the wall with screws or, for application on modular 600x600 ceilings, resting on the metal structure instead of the panel. Fastening: with visible screws.

ON REQUEST

Non-standard dimensions.
Closure with screw or magnets.
RAL colors.
Square mesh inclined at 45°.

FEATURES


- Material: aluminium.
- Finish: painted white RAL9016.
- Filter: COARSE class (G2) thickness 12 mm.
- Opening/closing: with push-pull system.

USE

Grille for the return of external air or in an environment where dust pre-filtration is recommended.

ACCESSORIES

-

	WIDTH (mm)	PRICE
	595	
LENGTH (mm)		
595	GMA 60-SMF	183,80 €

TECHNICAL DATA

m³/h: flow rate

Pa: pressure drop in Pascal

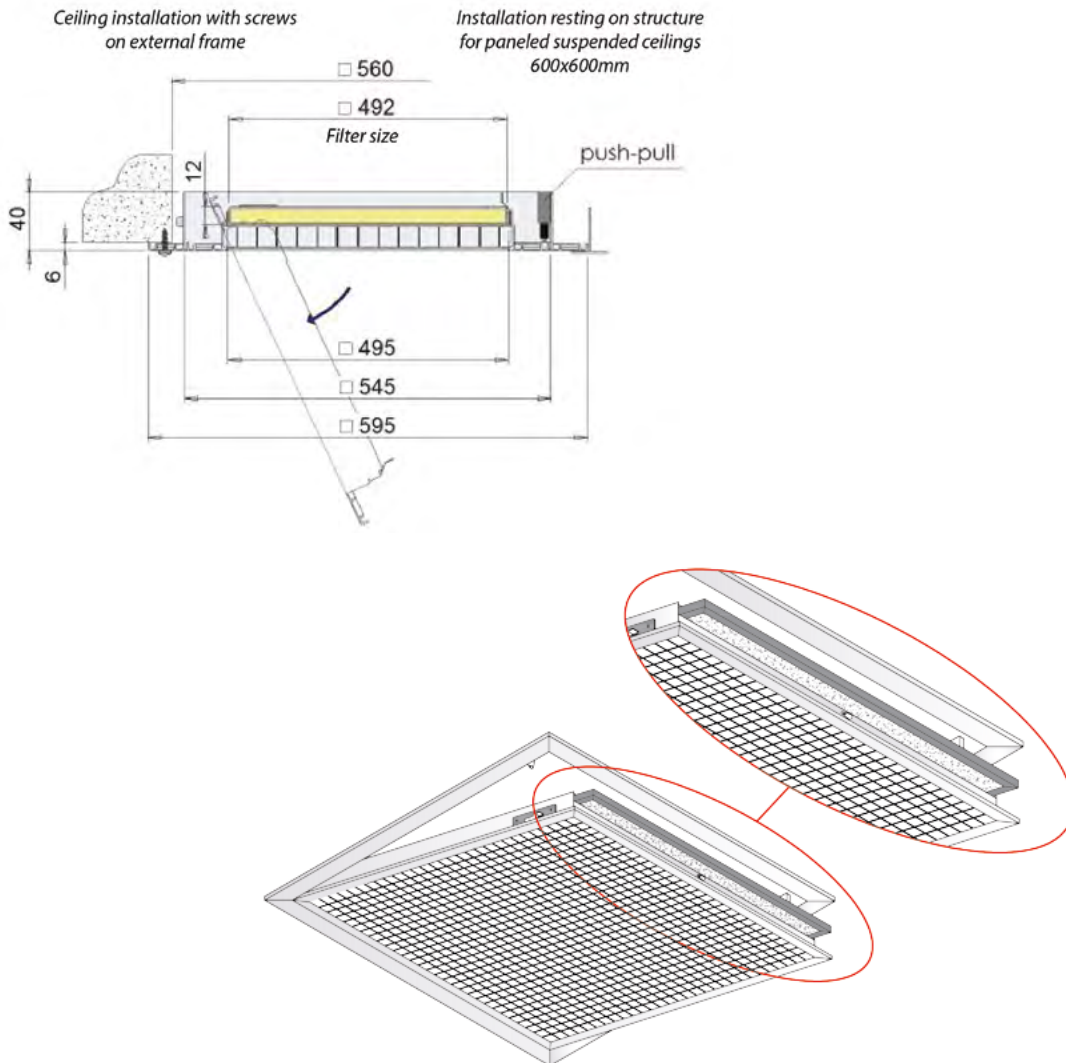
dB(A): noise index

It is recommended that the air speed on the filter be 1.5 m/s to contain the pressure drop and maintain filtration efficiency; the flow rate data in the table refers to the grille with the filter.

All dimensions are expressed in mm

Outer frame dimensions	V (m/s)	Air flow rate m ³ /h	Pa	dB(A)	Effective section of the grille m ²	Effective section of the filter m ²
595X595	1.5	1180	25/30	<20	0.229	0.218
	2	1570	45/50	20/25		

DIMENSIONS





GTA

DESCRIPTION CODE	CODE	EXAMPLE
TRANSIT GRILLE ALUMINIUM:	GTA-LXHA	Ex: GTA-400X160A
TRANSIT GRILLE ALUMINIUM AND SUBFRAME:	GTA-C-LXHA	Ex: GTA-C-400X160A

DESCRIPTION

Grilles with a special anti-light profile in aluminium with 20 mm pitch to allow optimal air circulation from one room to another.

FEATURES

- Material: aluminium.
- Finish: natural anodized.




INSTALLATION

Mounted on partition walls or doors, it allows an optimal air circulation and ensures a pressure balance.

Fixing with front screws.

USE

Air-conditioned buildings with centralized air systems.

 LXH (mm)	 GTA	 GTA-C
300x100	31,20 €	44,50 €
400x100	35,70 €	51,20 €
500x100	40,10 €	57,80 €
600x100	45,70 €	65,70 €
300x160	40,10 €	56,80 €
400x160	45,70 €	64,50 €
500x160	50,10 €	71,10 €
600x160	53,40 €	76,80 €
300x200	45,70 €	64,50 €
400x200	52,30 €	73,40 €
500x200	56,80 €	81,20 €
600x200	64,50 €	91,20 €
300x300	56,80 €	78,90 €
400x300	64,50 €	91,20 €
500x300	73,40 €	103,40 €
600x300	82,20 €	115,60 €
600x400	109,70 €	154,10 €
600x600	164,50 €	231,10 €

TECHNICAL DATA

Vk: effective speed (m/s)

m³/h: flow rate

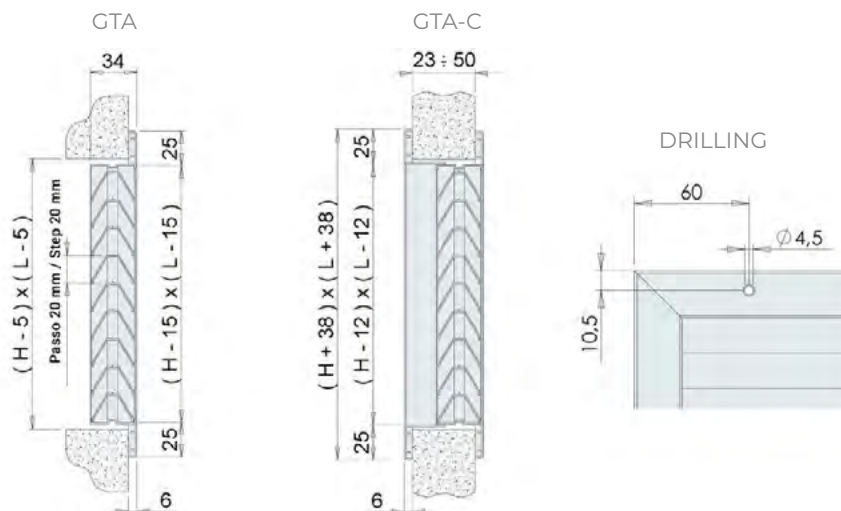
Pa: pressure drop in Pascal

dB(A): noise index

All dimensions are expressed in mm

Dimensions LxH	Effective section m ²	Flow rate m ³ /h Vk (m/s)		
		0.8	1	1.5
300x100	0.007	20	25	37
400x100	0.010	29	36	54
500x100	0.012	35	43	65
600x100	0.015	43	54	80
300x160	0.015	43	54	80
400x160	0.020	57	72	108
500x160	0.025	72	90	135
600x160	0.030	86	108	162
300x200	0.019	54	68	103
400x200	0.026	75	93	140
500x200	0.033	95	118	178
600x200	0.040	115	144	216
300x300	0.031	89	112	167
400x300	0.043	123	154	232
500x300	0.054	155	195	292
600x300	0.065	187	234	350
600x400	0.090	260	325	485
Pa		7	10	20
dB(A)		25/30	30/35	40/45

DIMENSIONS





DOWNLOAD PRICE UPDATE

GA1

DESCRIPTION CODE	CODE	EXAMPLE
WHITE RETURN GRILLE WITH FILTER:	GA1-LXH	Ex: GA1-400X200

DESCRIPTION

Return filter grilles with fixed 45° inclined blades with a 25 mm pitch, with a removable subframe for housing and replacing the filter.

INSTALLATION

Only for wall installation, ceiling installation not recommended.
Closure by magnet.

FEATURES

- Material: aluminium.
- Finish: painted white RAL9016.
- Filter: COARSE class (G2) thickness 12 mm.

USE

For the return of external air or environment where dust pre-filtration is recommended.

 LENGTH (mm)	HEIGHT (mm)	
	h 200	h 400
400	81,10 €	111,90 €
500	95,20 €	140,10 €
600	113,10 €	162,00 €

TECHNICAL DATA

m³/h: flow rate

Pa: pressure drop in Pascal

dB(A): noise index

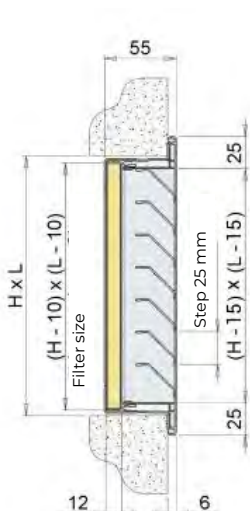
V: frontal speed on the filter (m/s)

It is recommended that the air speed on the filter be 1.5 m/s to contain the pressure drop and maintain filtration efficiency; the flow rate data in the table refers to the grille with the filter.

All dimensions are expressed in mm

Dimension L	Frontal speed on the filter V (m/s)	Dimension H		Pa	dB(A)
		200	400		
		air flow rate m ³ /h			
400	1.5	400	820	35/38	32/38
	2	535	1095	62/68	39/45
500	1.5	505	1030	35/38	32/38
	2	670	1375	62/68	39/45
600	1.5	605	1245	35/38	32/38
	2	805	1655	62/68	39/45

DIMENSIONS





GRI50

DESCRIPTION CODE	CODE	EXAMPLE
WHITE RETURN GRILLE IN STEEL:	GRI50-LXHA	Ex: GRI50-600X400A
STEEL RETURN GRILLE WITH ANTI-BIRD NET:	GRI50R-LXHA	Ex: GRI50R-600X400A
WHITE RETURN GRILLE WITH ANTI-BIRD NET:	GRI50RZ-LXHA	Ex: GRI50RZ-600X400A
CALIBRATION DAMPER:	SC-LXH	Ex: SC-600X400
SUBFRAME:	CTP-LXH	Ex: CTP-600X400

DESCRIPTION

Industrial return grilles with 50 mm pitch fixed blades inclined at 45°.

INSTALLATION

On the wall, fastening with front screws.

ON REQUEST

Non-standard dimensions.
RAL colors.
Complete grille with anti-rain hood.

FEATURES







- Material: galvanized steel.

USE

For external air intake or expulsion.

ACCESSORIES

-

					
LXH (mm)	GRI50	GRI50R	GRI50RZ	SC	CTP
400x400	110,00 €	128,50 €	141,40 €	45,30 €	46,00 €
500x400	113,90 €	138,40 €	152,20 €	54,70 €	55,80 €
600x400	117,70 €	144,00 €	158,50 €	58,80 €	57,70 €
800x400	125,40 €	157,90 €	173,70 €	71,90 €	68,80 €
1000x400	133,20 €	170,30 €	187,40 €	85,30 €	78,70 €
1200x400	141,00 €	185,80 €	204,40 €	129,20 €	94,40 €
1400x400	150,20 €	199,70 €	219,60 €	158,10 €	110,10 €
1600x400	157,90 €	212,00 €	233,20 €	158,10 €	125,70 €
1800x400	168,80 €	226,00 €	248,60 €	187,60 €	141,40 €
2000x400	187,50 €	251,10 €	276,20 €	187,60 €	157,10 €
400x500	117,70 €	139,40 €	153,30 €	54,70 €	54,00 €
500x500	128,20 €	150,90 €	166,00 €	70,30 €	61,60 €
600x500	137,70 €	162,60 €	178,90 €	73,30 €	68,80 €
800x500	150,20 €	184,20 €	202,70 €	110,00 €	71,40 €
1000x500	167,20 €	207,50 €	228,20 €	110,00 €	88,50 €
1200x500	182,70 €	233,80 €	257,10 €	161,20 €	106,10 €
1400x500	199,70 €	255,40 €	280,90 €	191,70 €	123,60 €
1600x500	215,20 €	277,10 €	304,80 €	191,70 €	141,20 €
1800x500	232,20 €	298,70 €	328,60 €	242,00 €	158,70 €
2000x500	258,00 €	332,00 €	365,20 €	242,00 €	176,30 €
400x600	123,90 €	150,20 €	165,30 €	58,80 €	55,80 €
600x600	148,70 €	182,70 €	200,90 €	87,30 €	71,90 €
800x600	171,90 €	215,20 €	236,70 €	105,30 €	85,10 €
1000x600	198,20 €	247,70 €	272,50 €	131,70 €	104,80 €
1200x600	219,90 €	281,80 €	309,90 €	192,00 €	125,70 €
1400x600	246,10 €	312,70 €	344,00 €	231,50 €	146,60 €
1600x600	269,40 €	343,70 €	378,00 €	242,10 €	167,60 €
1800x600	294,10 €	377,60 €	415,40 €	289,60 €	188,60 €

LXH (mm)	GR150	GR150R	GR150RZ	SC	CTP
2000x600	326,90 €	419,70 €	461,60 €	289,60 €	209,60 €
400x800	137,80 €	171,90 €	189,10 €	71,90 €	68,80 €
600x800	178,00 €	221,40 €	243,50 €	105,30 €	85,10 €
800x800	220,00 €	273,90 €	301,30 €	158,10 €	111,40 €
1000x800	260,00 €	323,60 €	355,90 €	187,60 €	141,00 €
1200x800	301,80 €	374,60 €	412,00 €	231,50 €	169,10 €
1400x800	342,10 €	428,70 €	471,60 €	287,60 €	197,20 €
1600x800	380,70 €	476,70 €	524,40 €	462,90 €	225,30 €
1800x800	422,60 €	530,90 €	584,00 €	383,40 €	253,40 €
2000x800	469,50 €	589,80 €	648,80 €	383,40 €	281,50 €
400x1000	151,80 €	190,40 €	209,40 €	85,30 €	78,70 €
600x1000	209,00 €	260,00 €	286,00 €	131,70 €	104,80 €
800x1000	266,30 €	329,80 €	362,70 €	191,70 €	141,00 €
1000x1000	323,60 €	400,90 €	441,00 €	242,00 €	173,60 €
1200x1000	382,30 €	469,00 €	515,90 €	289,60 €	208,30 €
1400x1000	434,90 €	538,60 €	592,50 €	242,00 €	243,00 €
1600x1000	493,70 €	608,70 €	669,50 €	375,10 €	277,70 €
1800x1000	551,00 €	668,60 €	735,50 €	434,30 €	312,40 €

TECHNICAL DATA

m³/h: flow rate

Pa: pressure drop in Pascal

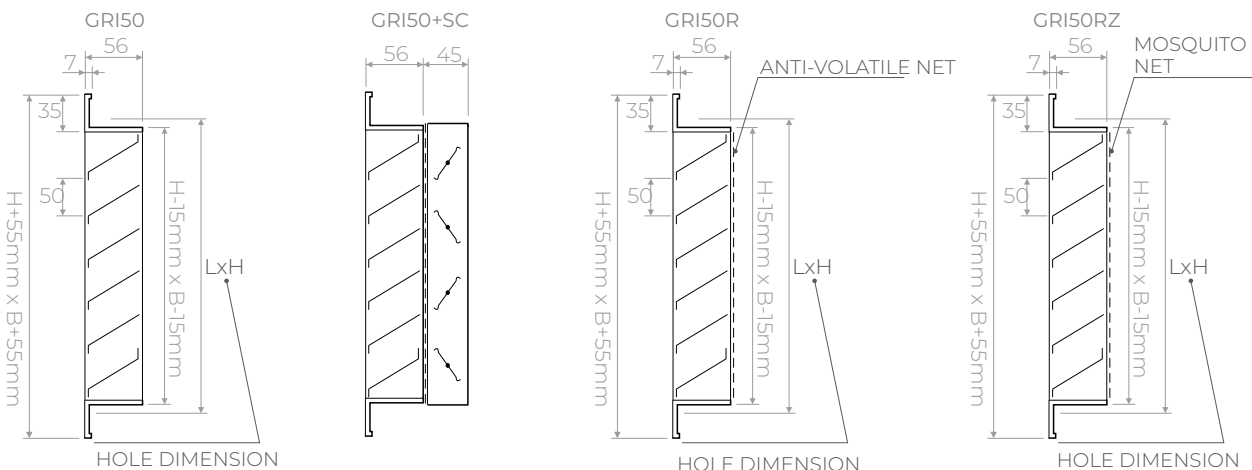
dB(A): noise index


All dimensions are expressed in mm

ATTENTION READ THE VALUES IN THE TABLE ALWAYS CONSIDERING THE MEASUREMENT UNIT LXH

Dimension H	Vk m/s	Dimension L								Pa	dB(A)
		400	600	800	1000	1200	1400	1600	1800		
		flow rate m ³ /h									
400	4	1015	1550	2085	2620	3150	3685	4220	4755	16	25/30
	6	1520	2325	3125	3930	4730	5530	6330	7130	45	35/45
	8	2030	3100	4165	5235	6305	7375	8440	9510	80	45/50
500	4	1300	1990	2680	3365	4055	4740	5425	6115	16	25/30
	6	1960	2990	4020	5050	6080	7110	8140	9170	45	35/45
	8	2610	3985	5360	6730	8105	9480	10850	12225	80	45/50
600	4	1595	2435	3275	4115	4950	5795	6630	7470	16	25/30
	6	2390	3650	4910	6170	7430	8690	9950	11205	45	35/45
	8	3190	4870	6550	8225	9905	11585	13265	14945	80	45/50
800	4	2175	3320	4465	5610	6755	7900	9045	10190	16	25/30
	6	3260	4980	6695	8415	10130	11850	13565	15285	45	35/45
	8	4350	6640	8930	11220	13510	15800	18090	20375	80	45/50
1000	4	2755	4205	5655	7105	8555	10000	11455	12905	16	25/30
	6	4130	6310	8485	10660	12830	15000	17185	19360	45	35/45
	8	5510	8410	11310	14210	17110	20000	22910	25810	80	45/50

DIMENSIONS





DOWNLOAD PRICE UPDATE

G-CAM

DESCRIPTION CODE	CODE	EXAMPLE
CIRCULAR ALUMINIUM GRILLE:	G-CAM-DØ	Ex: G-CAM-D160

DESCRIPTION

Circular aluminium grille with net.
Includes anti-bird net.

FEATURES

- Material: aluminium.

INSTALLATION

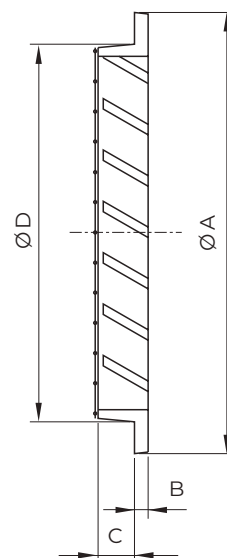
Wall installation.


USE

Suitable for both supply and return.

Ø A (mm)	Ø D (mm)	B (mm)	C (mm)	DESCRIPTION	PRICE
125	100	5.0	15	CIRCULAR ALUMINIUM GRILLE + NET	17,50 €
150	125	5.0	15	CIRCULAR ALUMINIUM GRILLE + NET	20,90 €
185	160	5.0	15	CIRCULAR ALUMINIUM GRILLE + NET	27,00 €
225	200	5.0	15	CIRCULAR ALUMINIUM GRILLE + NET	38,90 €
275	250	5.0	15	CIRCULAR ALUMINIUM GRILLE + NET	60,00 €
350	315	7.0	15	CIRCULAR ALUMINIUM GRILLE + NET	95,80 €
430	400	0.0	50	CIRCULAR ALUMINIUM GRILLE + NET	177,70 €

DIMENSIONS





GCP

DESCRIPTION CODE	CODE	EXAMPLE
CIRCULAR PLASTIC GRILLE:	GCP-Ø	Ex: GCP-160

DESCRIPTION

Universal circular plastic grille with springs. With only 4 sizes, they cover an application range from a min. Ø of 80 mm to a max Ø of 260 mm.

FEATURES

- Material: plastic.
- Finish: painted white RAL9016.

INSTALLATION

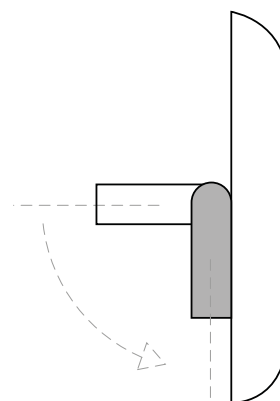
On wall and ceiling.
Fastening with springs.

USE

For the intake or delivery of external air or environment.

Ø (mm)	HOLE Ø (mm)	DESCRIPTION	PRICE
166	80/125	CIRCULAR WHITE PLASTIC GRILLE	6,00 €
190	125/160	CIRCULAR WHITE PLASTIC GRILLE	7,40 €
220	160/200	CIRCULAR WHITE PLASTIC GRILLE	8,90 €
262	200/260	CIRCULAR WHITE PLASTIC GRILLE	9,60 €

DIMENSIONS





GRP

DESCRIPTION CODE	CODE	EXAMPLE
0° BAR GRILLE:	GRP-LXH	Ex. GRP-400x100
15° BAR GRILLE:	GRPI-LXH	Ex. GRPI-400x100
ADJUSTABLE 0° BAR GRILLE:	GRPS-LXH	Ex. GRPS-400x100
ADJUSTABLE 15° BAR GRILLE:	GRPSI-LXH	Ex. GRPSI-400x100
DAMPER:	SCP-LXH	Ex. SCP-400x200
DUST COLLECTION BASKET:	CS-LXH	Ex. CS-400x200
STEEL SUBFRAME:	CTFP-LXH	Ex. CTFP-400x200
ALUMINIUM SUBFRAME:	CTAP-LXH	Ex. CTAP-400x200

DESCRIPTION

Walkable grilles with 12.5 mm pitch horizontal bars for floating floors.

FEATURES










- Material: anodized aluminium.

INSTALLATION

On the floor.

USE

For supply or return.

								
LXH (mm)	GRP	GRPI	GRPS	GRPSI	SCP	CS	CTFP	CTAP
300X100	28,50 €	28,50 €	31,30 €	31,30 €	23,10 €	52,00 €	12,20 €	16,80 €
400X100	37,90 €	37,90 €	41,70 €	41,70 €	24,60 €	56,40 €	13,50 €	20,10 €
500X100	47,30 €	47,30 €	52,10 €	52,10 €	29,90 €	60,50 €	14,90 €	23,30 €
600X100	56,80 €	56,80 €	62,40 €	62,40 €	33,80 €	63,10 €	16,20 €	26,60 €
800X100	75,70 €	75,70 €	83,20 €	83,20 €	43,70 €	72,90 €	19,40 €	33,10 €
1000X100	94,40 €	94,40 €	103,90 €	103,90 €	53,30 €	86,00 €	22,20 €	39,60 €
300X150	42,70 €	42,70 €	46,80 €	46,80 €	26,10 €	52,80 €	13,50 €	20,40 €
400X150	56,80 €	56,80 €	62,40 €	62,40 €	30,60 €	57,80 €	14,90 €	23,60 €
500X150	70,90 €	70,90 €	78,00 €	78,00 €	35,30 €	59,90 €	17,90 €	26,90 €
600X150	84,90 €	84,90 €	93,60 €	93,60 €	39,90 €	63,60 €	19,40 €	30,10 €
800X150	113,30 €	113,30 €	124,70 €	124,70 €	50,60 €	75,90 €	22,20 €	36,60 €
1000X150	141,70 €	141,70 €	155,80 €	155,80 €	60,30 €	87,80 €	25,10 €	43,10 €
400X200	75,70 €	75,70 €	83,20 €	83,20 €	36,80 €	58,60 €	17,10 €	27,10 €
500X200	94,40 €	94,40 €	103,90 €	103,90 €	43,00 €	62,00 €	19,40 €	30,40 €
600X200	122,10 €	122,10 €	134,30 €	134,30 €	49,10 €	65,80 €	20,80 €	33,60 €
800X200	162,70 €	162,70 €	179,00 €	179,00 €	59,80 €	77,50 €	25,10 €	40,10 €
1000X200	203,40 €	203,40 €	223,70 €	223,70 €	65,90 €	91,40 €	28,00 €	46,60 €
500X300	141,70 €	141,70 €	155,80 €	155,80 €	53,70 €	65,80 €	23,60 €	37,40 €
600X300	156,70 €	156,70 €	172,40 €	172,40 €	58,20 €	68,60 €	25,10 €	40,70 €
800X300	208,90 €	208,90 €	229,70 €	229,70 €	70,40 €	82,20 €	29,60 €	47,20 €
1000X300	261,10 €	261,10 €	287,20 €	287,20 €	84,20 €	93,40 €	33,60 €	53,70 €
600X400	208,90 €	208,90 €	229,70 €	229,70 €	70,40 €	71,10 €	29,60 €	47,70 €
800X400	278,50 €	278,50 €	306,40 €	306,40 €	87,50 €	82,20 €	33,60 €	54,20 €
1000X400	348,10 €	348,10 €	383,00 €	383,00 €	101,00 €	95,20 €	38,20 €	60,70 €
600X500	261,10 €	261,10 €	287,20 €	287,20 €	85,70 €	74,80 €	32,30 €	54,80 €
800X500	348,10 €	348,10 €	383,00 €	383,00 €	101,00 €	84,10 €	36,80 €	61,30 €
1000X500	435,00 €	435,00 €	478,70 €	478,70 €	126,90 €	97,20 €	41,10 €	67,80 €
600X600	296,30 €	296,30 €	325,90 €	325,90 €	97,90 €	76,60 €	35,20 €	61,80 €
800X600	417,70 €	417,70 €	459,40 €	459,40 €	119,20 €	87,80 €	39,50 €	68,30 €
1000X600	522,10 €	522,10 €	574,40 €	574,40 €	148,40 €	100,90 €	45,60 €	74,80 €

TECHNICAL DATA

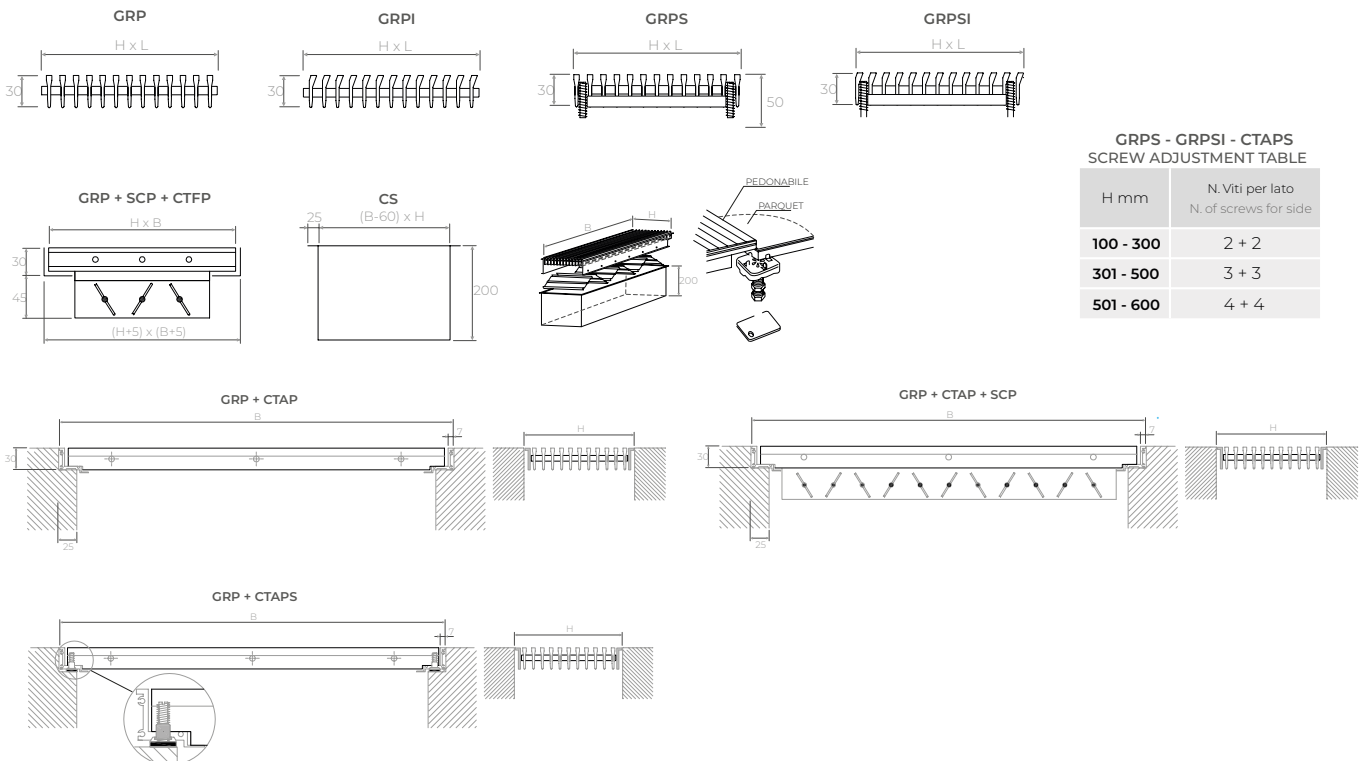
m³/h: flow rate


dB(A): noise index

All dimensions are expressed in mm

Dimensions LxH GRP	Ak m ²	Air flow rate m ³ /h		Sound power dB(A)		Dimensions LxH GRP	Ak m ²	Air flow rate m ³ /h		Sound power dB(A)	
		min.	max.	min.	max.			min.	max.	min.	max.
300X100	0.0126	120	240	21	38	800X200	0.0785	740	1500	30	48
400X100	0.0172	160	330	22	40	1000X200	0.1003	950	1920	32	49
500X100	0.0220	210	420	24	41	500X300	0.0732	690	1400	30	47
600X100	0.0268	250	510	25	42	600X300	0.0893	850	1710	31	48
800X100	0.0368	350	700	27	44	800X300	0.1224	1160	2340	33	50
1000X100	0.0470	450	900	28	45	1000X300	0.1563	1480	2990	34	51
300X150	0.0196	190	370	24	40	600X400	0.1224	1160	2340	33	50
400X150	0.0268	250	510	25	42	800X400	0.1677	1590	3200	34	51
500X150	0.0343	320	650	26	43	1000X400	0.2141	2030	4090	36	53
600X150	0.0418	400	800	28	44	600X500	0.1563	1480	2990	34	51
800X150	0.0573	540	1100	29	46	800X500	0.2141	2030	4090	36	53
1000X150	0.0732	690	1400	30	47	1000X500	0.2733	2590	5220	37	54
400X200	0.0368	350	700	27	44	600X600	0.1908	1810	3650	35	52
500X200	0.0470	450	900	28	45	800X600	0.2613	2480	5000	37	54
600X200	0.0573	540	1100	29	46	1000X600	0.3336	3160	6380	38	55

DIMENSIONS





DOWNLOAD PRICE UPDATE



SC

DESCRIPTION CODE	CODE	EXAMPLE
AIR VENT DAMPER:	SC-LXH	Ex: SC-400X150

DESCRIPTION

Air vent dampers in galvanized steel with opposing blade movement suitable for vents and grilles.

FEATURES

- Material: galvanized steel.
- Maximum dimensions for construction in one piece 1000 mm x 600 mm (LXH).

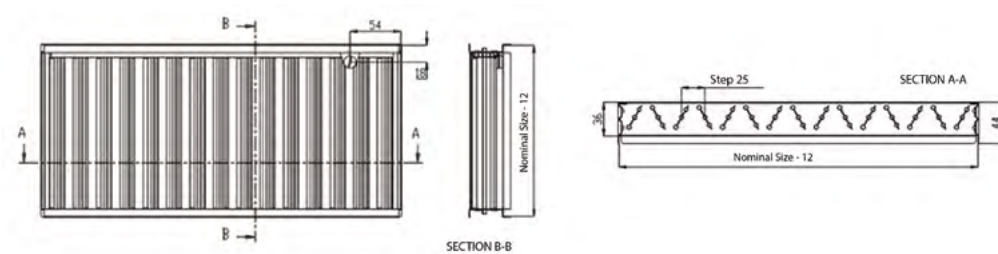
INSTALLATION

The installation takes place directly on the neck of the vent or grille.


USE

Suitable for vents and grilles.

DIMENSIONS



LENGTH (mm)	HEIGHT (mm)											
	75	100	125	150	200	300	400	500	600	800	1000	1200
200	16,70 €	15,20 €	-	16,80 €	18,40 €	26,30 €	28,30 €	-	38,20 €	46,80 €	-	84,00 €
300	18,20 €	16,60 €	-	19,40 €	25,80 €	32,00 €	39,50 €	-	47,60 €	57,70 €	-	104,60 €
400	21,80 €	19,80 €	25,10 €	22,80 €	28,30 €	39,50 €	45,30 €	54,70 €	58,80 €	71,90 €	85,30 €	129,20 €
500	26,00 €	23,60 €	29,10 €	26,50 €	33,20 €	43,50 €	54,70 €	70,30 €	73,30 €	-	-	-
600	29,70 €	27,00 €	33,10 €	30,10 €	38,20 €	47,60 €	58,80 €	73,30 €	87,30 €	105,30 €	131,70 €	192,00 €
800	37,30 €	34,00 €	42,40 €	38,60 €	46,80 €	57,70 €	71,90 €	110,00 €	105,30 €	158,10 €	191,70 €	231,50 €
1000	45,80 €	41,70 €	51,10 €	46,50 €	52,30 €	69,50 €	85,30 €	110,00 €	131,70 €	187,60 €	242,00 €	289,60 €
1200	65,30 €	-	72,90 €	66,20 €	84,00 €	104,60 €	129,20 €	161,20 €	192,00 €	231,50 €	289,60 €	383,90 €



CT

DESCRIPTION CODE	CODE	EXAMPLE
SUBFRAME FOR VENTS:	CT-LXH	Ex: CT-400X150

DESCRIPTION

Subframes in galvanized sheet metal for grilles and vents.
The subframes are provided with special hooks that during installation are bent to anchor to the walls.

FEATURES

- Material: galvanized sheet metal.

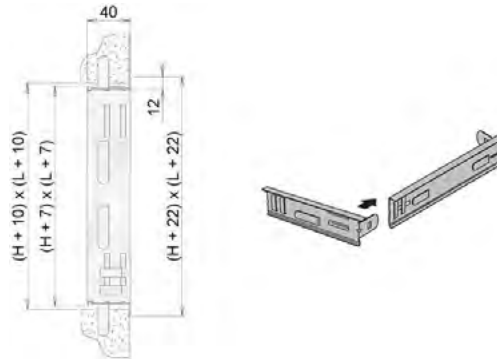
INSTALLATION

The frame is provided disassembled and must be assembled on site.

USE

Suitable for vents and grilles.

DIMENSIONS



LENGTH (mm)	HEIGHT (mm)									
	75	100	125	150	200	300	400	500	600	800
200	-	16,30 €	-	16,30 €	18,10 €	19,90 €	22,90 €	26,00 €	27,80 €	-
300	-	16,30 €	-	18,10 €	19,90 €	23,80 €	27,80 €	31,80 €	33,60 €	39,70 €
400	19,90 €	18,10 €	21,80 €	19,90 €	22,90 €	27,80 €	31,70 €	35,40 €	39,70 €	45,10 €
500	21,80 €	19,90 €	26,20 €	23,80 €	26,00 €	31,70 €	35,40 €	39,70 €	43,30 €	49,40 €
600	23,90 €	21,70 €	28,60 €	26,00 €	27,80 €	33,60 €	39,40 €	43,30 €	47,20 €	53,00 €
700	-	-	-	32,60 €	37,00 €	43,60 €	49,60 €	-	-	-
800	28,60 €	26,00 €	32,60 €	29,60 €	33,60 €	39,70 €	45,10 €	49,40 €	53,00 €	61,30 €
900	-	-	-	-	41,60 €	-	-	-	-	-
1000	32,60 €	29,60 €	37,00 €	33,60 €	37,50 €	45,10 €	51,20 €	55,20 €	61,30 €	68,90 €
1200	43,60 €	39,70 €	47,60 €	47,60 €	43,30 €	49,00 €	54,80 €	61,00 €	66,70 €	76,40 €



DOWNLOAD PRICE UPDATE

EAV

DESCRIPTION CODE	CODE	EXAMPLE
SUPPLY VALVE:	EAV-CM-DØ	Ex: EAV-CM-D80
RETURN VALVE:	EAV-CR-DØ	Ex: EAV-CR-D80

DESCRIPTION

Supply and return valves built in painted steel with adjustable central cone.

FEATURES

- Material: steel.
- Finish: painted white RAL9010.

INSTALLATION

Installation with non-visible screws.

USE

Mounted on the ceiling, directly to duct, for the supply or return of air in utility rooms, bathrooms, and shops.

A (mm)	B (mm)	C (mm)	D (mm)	E (mm)	DESCRIPTION	PRICE
116	80	38	105	79	SUPPLY VALVE WHITE EAV-CM	9,70 €
140	93	38	125	99	SUPPLY VALVE WHITE EAV-CM	10,30 €
166	112	45	150	124	SUPPLY VALVE WHITE EAV-CM	12,90 €
203	137	50	175	149	SUPPLY VALVE WHITE EAV-CM	17,90 €
210	148	50	186	159	SUPPLY VALVE WHITE EAV-CM	20,40 €
250	195	56	225	199	SUPPLY VALVE WHITE EAV-CM	27,20 €
116	60	38	105	79	RETURN VALVE WHITE EAV-C	9,70 €
140	76	38	125	99	RETURN VALVE WHITE EAV-C	10,30 €
166	100	45	150	124	RETURN VALVE WHITE EAV-C	12,90 €
203	120	50	175	149	RETURN VALVE WHITE EAV-C	17,90 €
210	130	50	186	159	RETURN VALVE WHITE EAV-C	20,40 €
250	160	56	225	199	RETURN VALVE WHITE EAV-C	27,20 €

TECHNICAL DATA

Vk: effective speed (m/s)

m³/h: flow

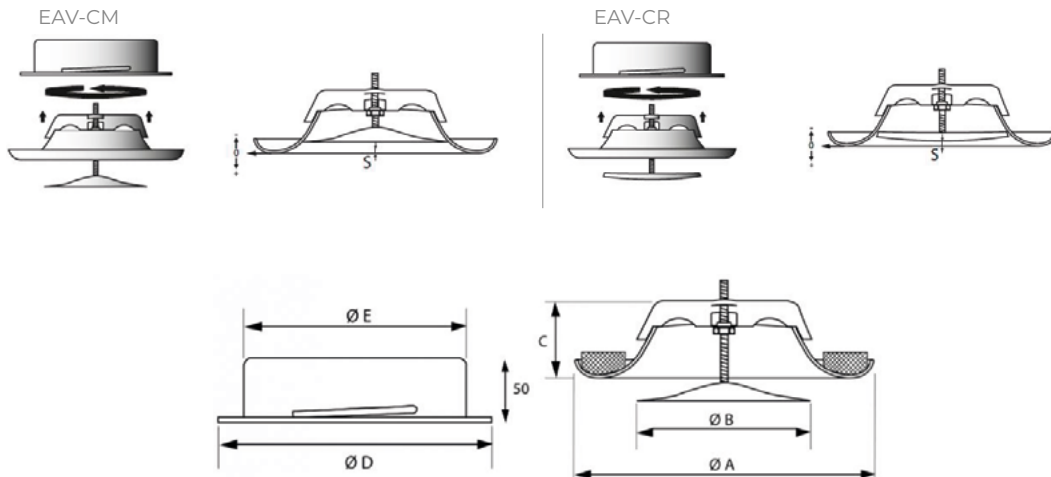
Pa: pressure drop in Pascal


L(m): throw in meters calculated with flush ceiling installation and terminal velocity 0.25 m/s

dB(A): noise index

Model CM	m ³ /h	Opening S (mm)	Pa	dB(A)	Model CR	m ³ /h	Opening S (mm)	Pa	dB(A)				
80	60	6	36	23	80	40	3	35	22				
		3	45	26			0	80	31				
		0	68	31			9	40	30				
	80	80	9	45		28	60	6	6	55	32		
			3	60		30			3	100	38		
			6	120		37			8	35	25		
		100	100	0		76		34	80	6	6	55	30
				12		80		35			4	85	34
				10		50		25			10	58	33
100	100	5	90	28	100	100	8	72	36				
		0	180	35			10	68	36				
		10	70	28			125	100	6	35	23		
	5	140	34	3	50	26							
	10	100	33	0	90	34							
	125	130	6	38	21	125	140	15	28	25			
3			48	24	12			34	27				
0			70	28	9			45	28				
160		160	-3	100	31		180	15	6	65	33		
			6	55	27				3	100	36		
			3	75	28				15	45	32		
		190	190	0	110			34	160	10	12	50	33
				9	70			30			9	70	35
				6	110			34			10	25	20
150/160	160	5	46	22	150/160	160	5	42	23				
		0	70	24			2	70	30				
		-5	120	30			0	90	35				
	190	190	5	70		25	200	200	10	40	24		
			0	100		28			5	68	30		
			-5	180		35			2	95	35		
		220	220	10		55		24	250	15	15	38	26
				5		85		28			10	59	30
				0		130		32			5	95	36
	200	250	-5	180		35	200	300	20	25	25		
			10	70		27			15	35	27		
			5	130		32			12	50	30		
300		300	0	180	35	350		20	9	68	32		
			10	35	22				6	100	35		
			0	65	32				20	35	30		
		350	350	-5	88			30	400	15	15	55	33
				10	49			26			20	50	34
				0	100			34			15	65	36
400	400	10	55	28									
		0	120	35									

DIMENSIONS





DU

DESCRIPTION CODE	CODE	EXAMPLE
NOZZLE DIFFUSER:	DU-DØ	Ex: DU-D150

DESCRIPTION

Long-range adjustable nozzle diffusers with a maximum angle of 30°.

INSTALLATION

The installation takes place using front screws on the collar of the diffuser to the duct or the fitting for circular duct.

Installation height: 2,4-11,5 m.

FEATURES

- Material: natural satin aluminium with a transparent primer.

USE

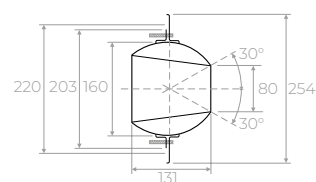
On the ceiling or wall, for supply.

DESCRIPTION	PRICE
DIFF. LONG RANGE ORIEN. AL D80	160,30 €
DIFF. LONG RANGE ORIEN. AL. D150	279,30 €
DIFF. LONG RANGE ORIEN. AL. D200	402,60 €

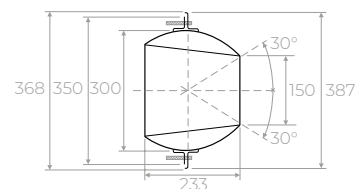
Model	Ak m ²	Airflow m ³ /h		Sound power dB(A)		Differential pressure (Pa)	
		min.	max.	min.	max.	min.	max.
80	0,005	60	140	20	40	10	50
150	0,0176	250	550	31	58	10	50
200	0,0314	480	1030	38	69	10	50

DIMENSIONS

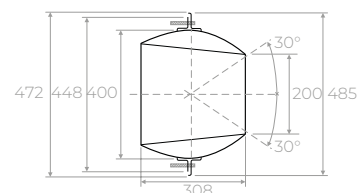
DU 80



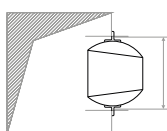
DU 150



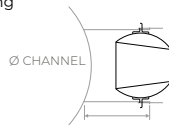
DU 200



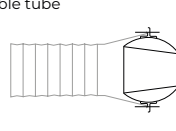
Channel mounting




Circular channel mounting



Mounting with flexible tube





DUC

DESCRIPTION CODE	CODE	EXAMPLE
NOZZLE DIFFUSER:	DUC-DØ	Ex: DUC-D150

DESCRIPTION

Long-range adjustable nozzle diffusers with a maximum angle of 30°.

FEATURES

- Material: in aluminium alloy.
- Finish: white RAL9010 color of the front.
- Special sealing gasket between the spherical element and the external frame.

INSTALLATION

The installation takes place by fastening with hidden screws on the front (once the visible part is removed).

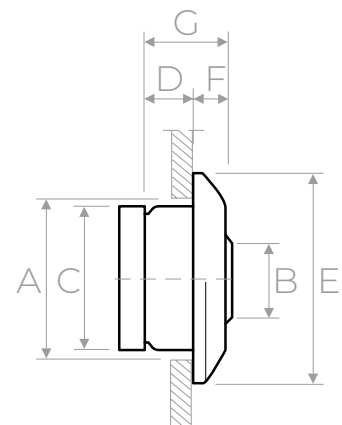
Installation height: 2,4-11,5 m.

USE


On the ceiling or wall, for supply.

DIMENSIONS

A (mm)	B (mm)	C (mm)	D (mm)	E (mm)	F (mm)	G (mm)	DESCRIPTION	PRICE
135	60	123	45	170	22	67	LONG RANGE DIFFUSER Bl. D125	93,20 €
175	76	158	57	200	23	80	LONG RANGE DIFFUSER Bl. D160	111,60 €
215	96	199	88	265	27	115	LONG RANGE DIFFUSER Bl. D200	141,70 €
270	127	248	112	309	30	142	LONG RANGE DIFFUSER Bl. D250	188,60 €
335	180	313	138	378	30	168	LONG RANGE DIFFUSER Bl. D315	250,80 €



Model	Ak m ²	Airflow m ³ /h		Sound power dB(A)		Differential pressure (Pa)	
		min.	max.	min.	max.	min.	max.
125	0,01227	40	100	<20	27	10	50
160	0,02011	80	170	<20	28	10	50
200	0,03142	130	280	<20	29	10	50
250	0,04909	210	470	<20	32	10	50
315	0,07793	350	790	<20	32	10	50



DLF

DESCRIPTION CODE	CODE	EXAMPLE
DIFFUSER:	DLF10-L-n°F	Ex. DLF10-800-2F
WITH DEFLECTOR BLADES:	DLF20-L-n°F	Ex. DLF20-800-2F
WITHOUT BLADES + DAMPER:	DLF30-L-n°F	Ex. DLF30-800-2F
WITH BLADES + DAMPER:	DLF40-L-n°F	Ex. DLF40-800-2F
WITH BLADES + DAMPER + EQUALIZER:	DLF50-L-n°F	Ex. DLF50-800-2F
90° ANGLE:	DLF90-L-n°F	Ex. DLF90-2F
FIXING BRIDGE:	CVL-n°F	Ex. CVL-2F
CONTINUITY KIT:	KIT-DLF	

Product aluminium coloring (final code "A") - Example: DLF20-800-2FA

DESCRIPTION

The DLF are linear slot diffusers with an aerodynamic profile in aluminium and adjustable deflectors, for optimal air throw control.

Suitable for both supply and return of air.

INSTALLATION

Directly to duct or via plenum with bridge mounting system.

Ceiling installation generally involves a variable height between 2.5 and 3.1 m.

ON REQUEST

Slits: 5 or 6.

Different RAL coloring

Deflector coloring white.

FEATURES

- Material: aluminium.
- Finish: painted white RAL9016 with black deflectors (standard).
- Final code "A" aluminium with black deflectors.
- Slits: from 1 to 4 in standard version.

PLENUM DIFFUSER SEE pg. 74

DESCRIPTION CODE	CODE	EXAMPLE
REAR CONNECTION:	PLPDF-L-n°F	Ex. PLPDF-08002F*
SIDE CONNECTION:	PLLDLF-L-n°F	Ex. PLLDLF-08002F*
TOP CONNECTION:	PLSDLF-L-n°F	Ex. PLSDLF-08002F*
VMC MAN./MAN.:	PLPDF-MM-L-n°F	Ex. PLPDF-MM-08002F
CLOSED:	PLCDF-L-n°F	Ex. PLCDF-08002F

*Specify the number of slits (code references in table)

*Supplied with a Ø75 detach and separator

SLITS	L (mm)	DIFFUSER PORT					DIFFUSER PORT			DLF 90
		DLF10	DLF20	DLF30	DLF40	DLF50	PLLDLF	PLLDLF	PLSDLF	
1F	600	45,00 €	50,20 €	53,40 €	59,60 €	65,90 €	107,90 €			81,80 €
	800	45,00 €	50,20 €	53,40 €	59,60 €	65,90 €	118,30 €			
	1000	50,20 €	56,50 €	60,70 €	64,80 €	75,30 €	144,70 €			
	1500	63,70 €	72,10 €	77,30 €	85,70 €	96,10 €	170,90 €			
	2000	76,30 €	87,80 €	94,00 €	104,50 €	119,10 €	197,10 €			
2F	600	59,60 €	73,90 €	77,30 €	87,80 €	100,40 €	107,90 €			107,50 €
	800	59,60 €	73,90 €	77,30 €	87,80 €	100,40 €	118,30 €			
	1000	66,90 €	80,50 €	87,80 €	100,40 €	113,90 €	144,70 €			
	1500	86,80 €	103,50 €	112,80 €	128,50 €	150,30 €	170,90 €			
	2000	106,70 €	128,50 €	137,90 €	160,80 €	184,80 €	197,10 €			
3F	600	74,20 €	89,90 €	100,40 €	115,90 €	134,80 €	107,90 €			135,40 €
	800	74,20 €	89,90 €	100,40 €	115,90 €	134,80 €	118,30 €			
	1000	83,60 €	101,40 €	113,90 €	131,60 €	154,50 €	144,70 €			
	1500	108,60 €	134,80 €	148,30 €	174,40 €	203,60 €	170,90 €			
	2000	135,80 €	168,10 €	182,70 €	216,10 €	253,60 €	197,10 €			
4F	600	88,80 €	122,20 €	136,80 €	143,10 €	168,10 €	107,90 €			161,20 €
	800	88,80 €	122,20 €	136,80 €	143,10 €	168,10 €	118,30 €			
	1000	101,40 €	124,40 €	139,90 €	163,90 €	195,20 €	144,70 €			
	1500	132,60 €	165,00 €	183,70 €	217,20 €	255,80 €	170,90 €			
	2000	163,90 €	207,70 €	226,50 €	270,30 €	318,30 €	197,10 €			

TECHNICAL DATA

m³/h: flow rate

L1 (m): Data refers to diffusers 1m in length, with a terminal velocity Vt=0.25 m/s and a temperature differential of 10/12 °C, mounted flush to the ceiling and with lateral throw.

dB(A): noise index.

N.B= The position of the deflectors reduces the effective section. With deflectors fully open or in case the diffuser is used for return, the flow rates in m³/h reported in the table can be increased.

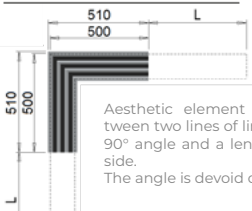
Values refer to diffuser without damper or with sliding damper open.

Values refer to the diffuser with deflectors in working position with 50% partialization of the useful air passage surface.


No. SLITS	Effective section m ²	Flow			
		m ³ /h	72	105	140
1F (1 m)	0,0097	0.0194	1.8	2.7	3.6
		m ³ /h	144	210	280
2F (1 m)	0,0194	0.0388	2.5	3.8	5
		m ³ /h	216	315	420
3F (1 m)	0,0290	0.0388	3	4.7	6
		m ³ /h	288	420	560
4F (1 m)	0,0388	throw (m)	3.5	5.4	7
		effective speed (vk)	m/s	2	3
pressure drop		Pa	8	15	26
noise index		dB(A)	<20	22	32

NR. FERITTOIE	L (mm)	A	B	C	Nr. CVL
1F	600	46	70	41	2
	800				2
	1000				2
	1500				2
	2000				2
2F	600	86	110	81	2
	800				2
	1000				2
	1500				2
	2000				2
3F	600	126	150	121	2
	800				2
	1000				2
	1500				2
	2000				3
4F	600	166	190	161	2
	800				2
	1000				2
	1500				2
	2000				3

DIMENSIONS



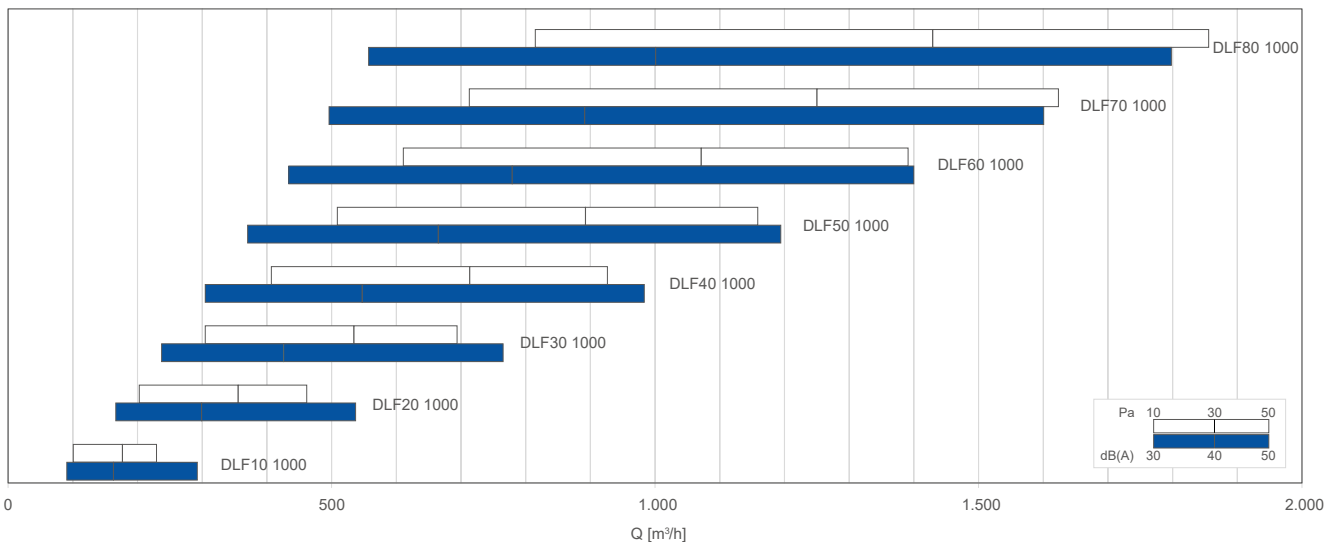
Aesthetic element of connection between two lines of linear diffusers with a 90° angle and a length of 500 mm per side. The angle is devoid of deflectors.



The continuity kit is a necessary accessory to be able to create lines of continuous linear diffusers longer than 2 meters. It consists of two joining plates that allow the alignment and connection of two components of the line.



QUICK SELECTION DIAGRAM





DLN

DESCRIPTION CODE	CODE	EXAMPLE
DIFFUSER:	DLN10-L-n°F	Ex. DLN10-800-1F
WITH DEFLECTOR:	DLN20-L-n°F	Ex. DLN20-800-1F
WITH SLIDING DAMPER:	DLN30-L-n°F	Ex. DLN30-800-1F
WITH DEFLECTOR AND SLIDING DAMPER:	DLN40-L-n°F	Ex. DLN40-800-1F
90° ANGLE:	DLN90-n°F	Ex. DLN90-1F
FIXING BRIDGE:	CVL-DLN-n°F	Ex. CVL-DLN-2F
CONTINUITY KIT:	KIT-DLN	

Product aluminium coloring (final code "A") - Example. DLN20-800-1FA

DESCRIPTION

The DLN are linear slot diffusers with drop deflectors.

INSTALLATION

Ceiling installation generally involves a variable height between 2.5 and 3.1 m.

ON REQUEST

Different RAL coloring.
Deflector coloring white.

FEATURES


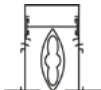
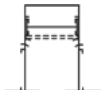
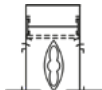
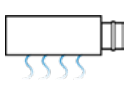
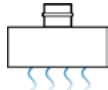
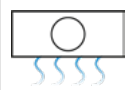

- Material: extruded anodized aluminium.
- Color: standard code RAL9016 with black deflectors.
- Color: final code "A" aluminium with black deflectors.
- Slits: from 1 to 4 in standard version.

USE

Ceiling diffuser suitable for both supply and return of air.

ACCESSORIES

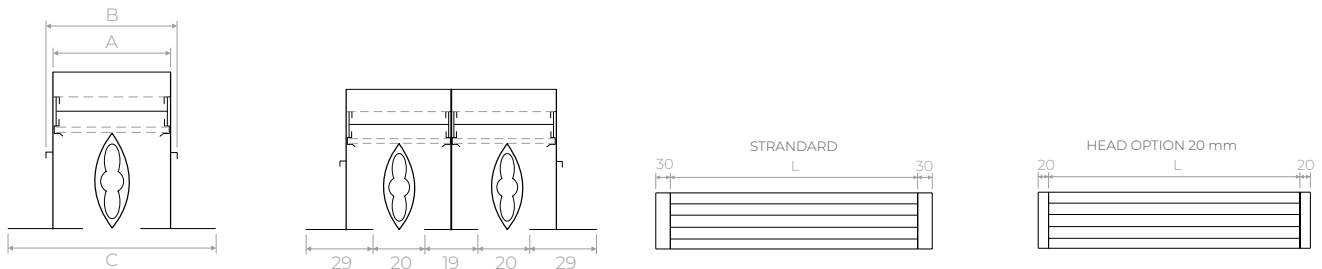
Movable internal bracket.
External adjustment washer.

									
SLITS	L (mm)	DLN10	DLN20	DLN30	DLN40	PLLDLN	PLLDLN	PLSDLN	DLN90
1F	800	59,10 €	72,40 €	70,00 €	86,00 €	118,30 €			120,30 €
	1000	65,90 €	81,50 €	79,60 €	93,50 €	144,70 €			
	1500	83,60 €	104,10 €	101,50 €	123,60 €	170,90 €			
	2000	100,10 €	126,60 €	123,20 €	150,70 €	197,10 €			
2F	800	78,10 €	101,00 €	101,50 €	126,60 €	118,30 €			156,70 €
	1000	87,70 €	116,00 €	115,10 €	144,80 €	144,70 €			
	1500	113,80 €	149,20 €	148,10 €	185,30 €	170,90 €			
	2000	139,70 €	185,30 €	180,80 €	232,00 €	197,10 €			
3F	800	97,40 €	129,70 €	131,60 €	167,30 €	118,30 €			197,20 €
	1000	109,60 €	146,30 €	149,30 €	189,90 €	144,70 €			
	1500	142,50 €	194,50 €	194,60 €	251,70 €	170,90 €			
	2000	178,10 €	242,60 €	239,70 €	311,80 €	197,10 €			
4F	800	116,50 €	176,40 €	179,50 €	206,50 €	118,30 €			235,00 €
	1000	133,00 €	179,30 €	183,60 €	236,50 €	144,70 €			
	1500	174,00 €	238,10 €	241,10 €	313,30 €	170,90 €			
	2000	215,00 €	299,80 €	297,20 €	390,10 €	197,10 €			

TECHNICAL DATA

No. SLITS	Ak m ²	Air flow rate m ³ /h		Sound power dB(A)	
		min.	max.	min.	max.
1F	0.01061	120	280	31	50
2F	0.02073	240	550	30	49
3F	0.03085	350	820	29	48
4F	0.04097	470	1080	29	47

DIMENSIONS



NO. SLITS	L (mm)	A	B	C	No. CVL
1F	800	40	50	77	2
	1000				2
	1500				2
	2000				2
2F	800	78	89	115	2
	1000				2
	1500				2
	2000				2
3F	800	117	128	155	2
	1000				2
	1500				2
	2000				3
4F	800	155	165	191	2
	1000				2
	1500				2
	2000				3



DCA

DESCRIPTION CODE	CODE	EXAMPLE
1 WAY WITH BLADES PARALLEL LONG SIDE:	DCAL1-LXH	Ex. DCAL1-300X150
2 WAYS WITH BLADES PARALLEL LONG SIDE:	DCAL2-LXH	Ex. DCAL2-300X150
1 WAY WITH BLADES PARALLEL SHORT SIDE:	DCAC1-LXH	Ex. DCAC1-300X150
2 WAYS WITH BLADES PARALLEL SHORT SIDE:	DCAC2-LXH	Ex. DCAC2-300X150
3 WAYS:	DCA3-LXH	Ex. DCA3-300X150
4 WAYS:	DCA4-LXH	Ex. DCA4-300X150
DAMPER:	SC-LXH	Ex. SC-300X150
SUBFRAME:	CT-LXH	Ex. CT-300X150

Product aluminium coloring (final code "A") - Example. DCAC1-300X150A

DESCRIPTION

The DCA diffusers in aluminium with special adjustable curved blades (commonly called claw blades) individually adjustable.

INSTALLATION

Ceiling installation, clip fastening (installation of a subframe is recommended).

ON REQUEST

Different RAL coloring.
Fixing on request: with holes for front screws on the diffuser frame.

FEATURES










- Material: anodized aluminium.
- Color: white RAL9016 coating.
- Color: final code "A" aluminium.
- From 1 to 4 ways.

USE

Diffuser suitable for low ceiling installations.

ACCESSORIES

SC calibration damper in galvanized steel with opposed movement blades.
CT steel subframe to be walled in.

								
Lxh (mm)	DCAL1	DCAL2	DCAC1	DCAC2	DCA3	DCA4	SC	CT
200x100	37,30 €	37,60 €	40,70 €		56,00 €		15,20 €	16,30 €
300x100	39,50 €	39,50 €	42,90 €		59,20 €		16,60 €	16,30 €
400x100	42,70 €	42,90 €	49,60 €		63,90 €		19,80 €	18,10 €
500x100	45,90 €	46,10 €	50,40 €		68,60 €		23,60 €	19,90 €
600x100	49,10 €	49,10 €	53,60 €		73,50 €		27,00 €	21,70 €
300x150	55,40 €	55,40 €	59,70 €		83,10 €		19,40 €	18,10 €
400x150	58,60 €	58,90 €	63,90 €		87,80 €		22,80 €	19,90 €
500x150	61,70 €	61,70 €	67,50 €		92,60 €		26,50 €	23,80 €
600x150	62,90 €	63,20 €	69,70 €		94,10 €		30,10 €	26,00 €
300x200	58,60 €	58,90 €	64,30 €		87,80 €		25,80 €	19,90 €
400x200	62,90 €	63,20 €	69,20 €		94,10 €		28,30 €	22,90 €
500x200	70,20 €	70,70 €	77,00 €		105,30 €		33,20 €	26,00 €
600x200	76,70 €	77,00 €	84,10 €		114,90 €		38,20 €	27,80 €
300x300	80,90 €	80,90 €	91,00 €		121,20 €		32,00 €	23,80 €
400x300	87,20 €	87,80 €	96,30 €		130,80 €		39,50 €	27,80 €
500x300	94,70 €	95,20 €	103,80 €		141,90 €		43,50 €	31,70 €
600x300	103,20 €	103,20 €	114,50 €		154,80 €		47,60 €	33,60 €
400x400	116,30 €	117,70 €	127,60 €		178,40 €		45,30 €	31,70 €
500x500	157,70 €	157,70 €	171,90 €		188,00 €		70,30 €	39,70 €
600x600	206,30 €	206,30 €	227,40 €		236,40 €		87,30 €	47,20 €

TECHNICAL DATA

Vk: effective speed (m/s)

m³/h: flow rate

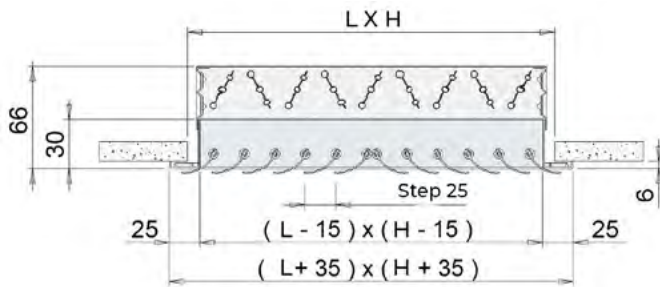
L1 (m): throw related to a terminal velocity Vt= 0.25 m/s and with a temperature differential of 10/12 °C, mounted near the ceiling (not over 3 m); for greater distances, correct the throw by multiplying it by 0.7.

dB(A): noise index.

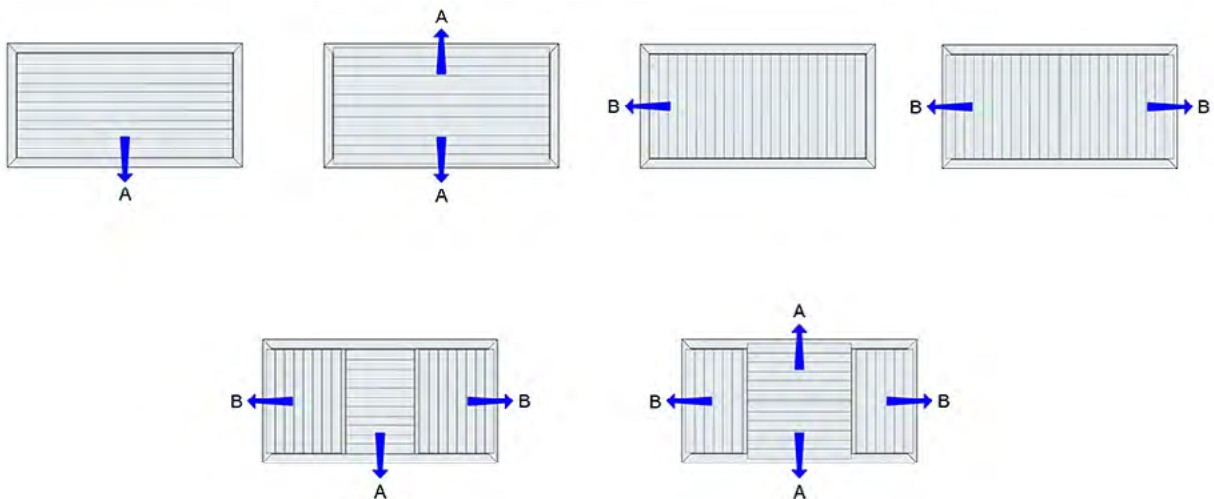
All dimensions are expressed in mm


Dimensions LxH	Effective section m ²	Vk 3 m/s			Dimensions LxH	Effective section m ²	Vk 3 m/s		
		m ³ /h	L(m)	Pa			m ³ /h	L(m)	Pa
200x100	0.0074	80	2	7	400x200	0.0269	290	2.4	7
300x100	0.0111	120	1.8	6	500x200	0.0324	350	2.5	7
400x100	0.0148	160	2.5	6	600x200	0.0417	450	2.5	10
500x100	0.0185	200	2.3	7	300x300	0.0324	350	2.5	7
600x100	0.0213	230	2.3	6	400x300	0.0417	450	2.5	10
300x150	0.0167	180	2.3	6	500x300	0.0546	590	2.7	7
400x150	0.0213	230	2.3	6	600x300	0.0630	680	2.4	6
500x150	0.0269	290	2.4	7	400x400	0.0546	590	2.7	7
600x150	0.0324	350	2.5	7	500x500	0.0880	950	2.8	6
300x200	0.0213	230	2.3	6	600x600	0.1259	1360	2.5	5

DIMENSIONS



VARIANTS





AQN

DESCRIPTION CODE	CODE	EXAMPLE
DIFFUSER:	AQN-LXH	Ex. AQN-150x150
CALIBRATION DAMPER:	SCN-LXH	Ex. SCN-150x150
PLM REAR CONNECTION:	PLPAQN-LXH	Ex. PLPAQN-150x150
PLM SIDE CONNECTION:	PLLAQN-LXH	Ex. PLLAQN-150x150

DESCRIPTION

The AQN diffusers are very versatile and mainly used in supply.
These diffusers represent the ideal solution for quick implementation of air treatment systems in environments with a standard or modular false ceiling.

FEATURES

- Diffuser: 4-way square with removable cones.
- Material: aluminium.
- Finish: painted white RAL9016.

INSTALLATION


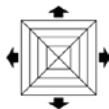

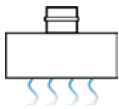

Installed at a ceiling height between 2.5 and 3.1 m.
Fixing: with non-apparent side screws on the neck of the diffuser.

USE

Suitable for application in both heating and cooling.

ON REQUEST

Special coloring.

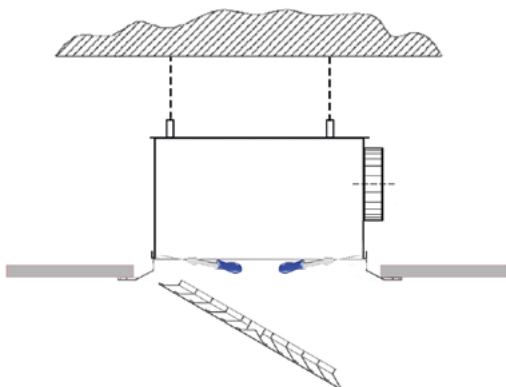
				
LXH (mm)	AQN	SCN	PLPAQN	PLLAQN
150x150	46,00 €	19,10 €	53,40 €	
225x225	60,70 €	22,90 €	58,60 €	
300x300	73,90 €	38,90 €	65,00 €	
375x375	87,90 €	48,90 €	76,40 €	
450x450	110,70 €	62,80 €	100,00 €	

TECHNICAL DATA

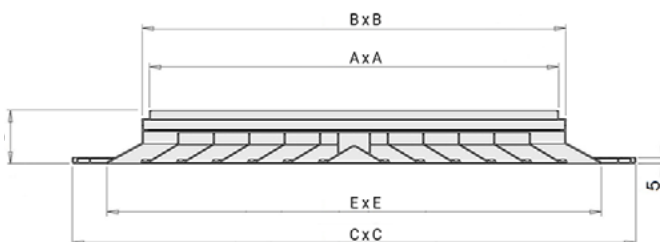
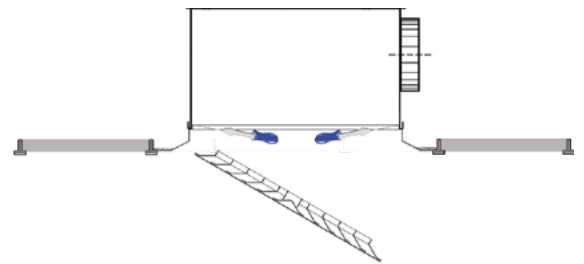
MODEL	Effective section m ²	Vk (m/s)	3 m/s	4 m/s	5 m/s	6 m/s
150x150	0.0110	m ³ /h	119	158	198	238
		L(m)	0.8	1.1	1.4	1.6
		Pa	5	10	16	22
		dB(A)	25	33	38	42
225x225	0.0240	m ³ /h	259	346	432	518
		L(m)	1.1	1.7	2.1	2.5
		Pa	5	13	23	30
		dB(A)	30	39	45	49
300x300	0.0380	m ³ /h	410	547	684	821
		L(m)	1.7	2.2	2.5	3.3
		Pa	7	10	13	23
		dB(A)	35	39	43	48
375x375	0.0620	m ³ /h	670	893	1116	1339
		L(m)	2.0	2.5	3.3	3.9
		Pa	7	12	19	25
		dB(A)	35	41	47	49
450x450	0.0850	m ³ /h	918	1224	1530	1836
		L(m)	2.8	3.8	4.9	5.2
		Pa	7	12	17	25
		dB(A)	36	41	47	49

DIMENSIONS


MOUNTING WITH PLENUM FIXED TO THE CEILING



MOUNTING RESTING ON THE FALSE CEILING



MODEL	A	B	C	D	E
150x150	140	150	30	50	240
225x225	215	225	375	50	315
300x300	290	300	450	50	390
375x375	365	375	525	50	465
450x450	435	445	595	50	535



BQE3

DESCRIPTION CODE	CODE	EXAMPLE
DIFFUSER:	BQE3-LXHQ	Ex. BQE3-495X495Q24
FIXING BRIDGE:	PFI-L	Ex. PFI-500
PLM REAR CONNECTIONS:	PLPBQE3-LXH	Ex. PLPBQE3-150x150
PLM SIDE CONNECTION:	PLLBQE3-LXH	Ex. PLLBQE3-150x150

DESCRIPTION

The BQE3 diffusers are high-induction helical jet diffusers on a square panel. Adjustable aerodynamic profile deflectors.

INSTALLATION

Installed in rooms with a height between 2.5 and 4 m both in heating and air conditioning.
Fixing: with side screws or with a central screw on the plenum mounting bridge.

ON REQUEST

RAL painting out of standard.

FEATURES




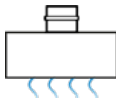

Material: galvanized steel
Finish: panel painted white RAL9016; deflectors in black ABS.

USE

They can be used both in air conditioning and heating especially in variable flow systems even with a high number of air changes per hour.
These types of diffusers allow a high induction ratio (mixing capacity) between incoming air and room air.

ACCESSORIES

Fixing bridge PFI.

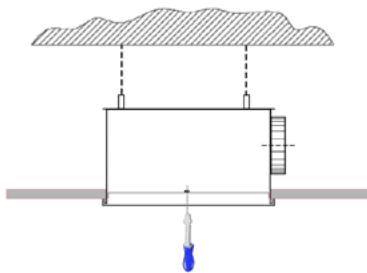
				
LXH EXTERNAL (mm)	BQE3	PFI	PLPBQE3	PLLBQE3
395x395	64,50 €	16,10 €	100,00 €	
495x495	81,90 €	18,20 €	105,90 €	
595x595	92,60 €	18,90 €	126,50 €	
620x620	104,90 €	20,00 €	131,30 €	
795x795	119,90 €	22,60 €	141,80 €	

TECHNICAL DATA

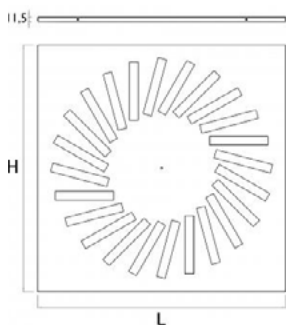
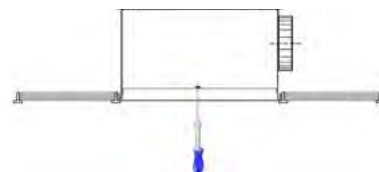
MODEL	Effective section Ak m ²	Vk (m/s)	2 m/s	3 m/s	4 m/s	5 m/s	6 m/s	No. of deflectors
400	0.0161	Q	115	175	230	290	350	12
		Dp	2	5	9	16	24	
		L	1.1	1.6	2.1	2.7	3.2	
		dB(A)	20	25	30	35	40	
500	0.0253	Q	180	275	365	455	545	16
		Dp	2	6	11	19	30	
		L	1.3	2	2.7	3.4	4	
		dB(A)	20	25	30	35	40	
600	0.0380	Q	275	410	545	685	820	24
		Dp	3	7	13	23	35	
		L	1.7	2.5	3.2	4	5	
		dB(A)	20	25	30	35	40	
625	0.0380	Q	275	410	545	685	820	24
		Dp	3	7	13	23	35	
		L	1.7	2.5	3.2	4	5	
		dB(A)	20	25	30	35	40	
800	0.0668	Q	480	720	960	1200	1440	24
		Dp	3	9	18	30	47	
		L	2.1	3.2	4.4	5.5	6.5	
		dB(A)	20	25	30	35	40	

DIMENSIONS

MOUNTING ON FALSE CEILING IN PLASTERBOARD

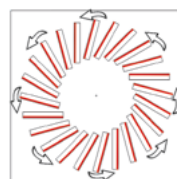


MOUNTING RESTING ON THE TILED FALSE CEILING

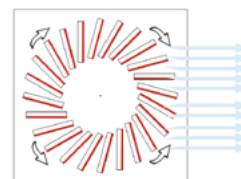


MODEL	L	H
400	395	395
500	495	495
600	595	595
625	620	620
800	795	795

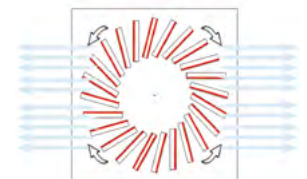
AIR THROW WITH DEFLECTORS INCLINED ON THE RED SIDE:



Helical effect throw



Unidirectional throw



Bidirectional throw



DC+DCP

DESCRIPTION CODE	CODE	EXAMPLE
DIFFUSER:	DC-Ø	Ex. DC-150
PANEL DIFFUSER:	DCP-Ø	Ex. DCP-150
CALIBRATION DAMPER:	SF-Ø	Ex. SF-150
FIXING CLIPS:	KIT-SPRINGS	

DESCRIPTION

The DC diffusers are circular diffusers with adjustable cones.

DCP are circular diffusers with adjustable cones on 596x596 mm panel.

INSTALLATION

Installed in rooms with a height between 2.7 and 3.5m.

Fixing: secured with screws positioned on the neck of the diffuser.

ON REQUEST

-

FEATURES

- Material: aluminium.
- External cone in RAL9010 epoxy powder coated aluminium, central cone and screw in UV-resistant ABS class V0.
- Maximum operating temperature: 80° C.

USE

Can be used in supply and return in ducted air conditioning and treatment.

ACCESSORIES

Calibration butterfly damper SF.
Fixing clips (KIT-SPRINGS)

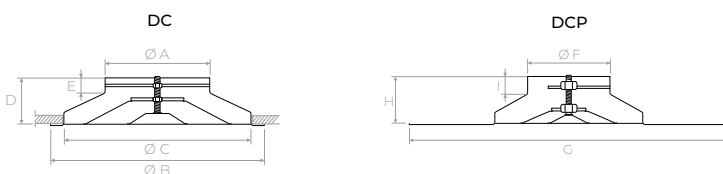
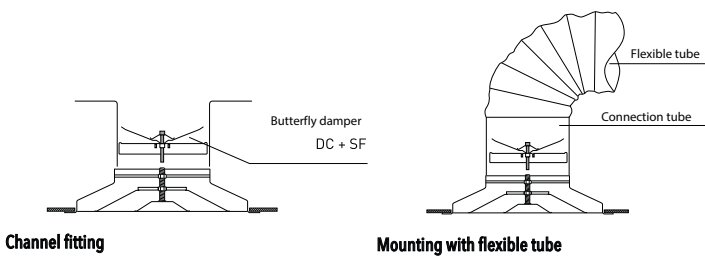
			
DIAMETER Ø (mm)	DC	DCP	SF
100	90,00 €	124,20 €	38,90 €
150	60,20 €	83,10 €	30,00 €
160	99,90 €	132,50 €	39,70 €
200	76,00 €	97,60 €	31,80 €
250	94,90 €	119,90 €	36,70 €

TECHNICAL DATA


MODEL	Effective section m ²	Vk (m/s)	2 m/s	3 m/s	4 m/s	5 m/s	6 m/s	Number of cones
100	0.0059	m ³ /h	42	63	84	105	127	2
		Pa	7.6	17.2	30.6	47.7	68.7	
		L(m)	0.4	0.6	0.8	1.0	1.2	
150	0.0149	m ³ /h	107	161	216	268	322	3
		Pa	6.3	14.2	25.2	39.4	56.8	
		L(m)	0.7	1.1	1.5	1.9	2.2	
160	0.0167	m ³ /h	120	181	241	301	361	3
		Pa	6.1	13.8	24.5	38.3	55.1	
		L(m)	0.8	1.2	1.7	2.1	2.5	
200	0.0279	m ³ /h	201	301	402	502	602	3
		Pa	5.5	12.5	22.2	34.7	49.9	
		L(m)	1.2	1.7	2.3	2.9	3.5	
250	0.0448	m ³ /h	323	484	645	806	968	3
		Pa	5.0	11.3	20.1	31.5	45.3	
		L(m)	1.5	2.4	3.2	4.1	4.9	

DIMENSIONS

MOUNTING AND CONNECTION



MODEL	DC					DCP			
	ØA	ØB	ØC	D	E	F	G	H	I
100	98	235	195	85	30	96	596x596	85	33
150	148	335	280	105	45	148	596x596	100	45
160	158	320	280	90	45	156	596x596	90	28
200	198	423	360	118	48	198	596x596	110	48
250	248	517	445	130	48	248	596x596	120	48



CFC+RC

DESCRIPTION CODE	CODE	EXAMPLE
DIFFUSER:	CFC+RC-DØ	Ex. CFC+RC-D150
FIXING COLLAR:	CFC-DØ	Ex. CFC-D150

DESCRIPTION

Circular aluminium diffusers with fixed cones complete with butterfly regulation damper

FEATURES

- Material: aluminium.
- Finish: epoxy powder coating resistant to shocks and abrasions white RAL9016.

INSTALLATION

Installed in rooms with a height between 2.7 and 3.5m.

Fixing: The diffuser is fixed through two screws on the mounting bridge (included in the diffuser supply).

USE

Designed for applications in air conditioning, heating and ventilation.


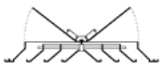

Used both in supply and extraction.

ON REQUEST

Collar for connection to the flexible duct.

ACCESSORIES

Butterfly calibration damper (included).
The damper is made of black PVC and is easily adjustable through the diffuser.

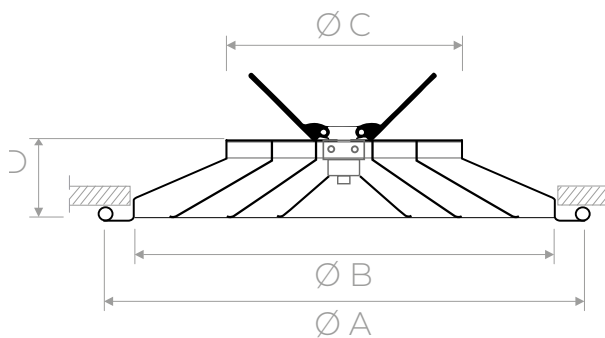
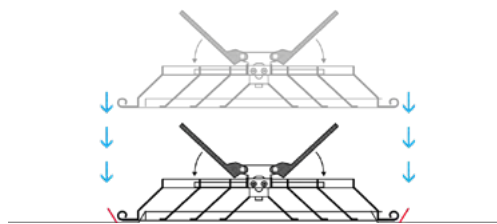
		
DIAMETER Ø (mm)	CFC+RC	CFC
150	33,40 €	27,40 €
200	41,50 €	32,90 €
250	59,00 €	42,90 €
300	71,30 €	49,80 €

TECHNICAL DATA

MODEL	Effective section m ²	Vk (m/s)	2 m/s	3 m/s	4 m/s	5 m/s
150	0.0135	m ³ /h	98	145	194	245
		L(m)	1.1	1.6	2	2.5
		Pa	3	6	9	13
200	0.0285	m ³ /h	205	308	410	513
		L(m)	1.8	2.6	3.3	4
		Pa	5	8	13	18
250	0.0435	m ³ /h	313	470	626	783
		L(m)	2.1	3	4	4.8
		Pa	6	11	17	24
300	0.0585	m ³ /h	421	630	840	1053
		L(m)	2	2.9	3.7	4.5
		Pa	7	13	20	29
Noise index		dB(A)	15-20	20-25	25-30	35-40

DIMENSIONS

MOUNTING



MODEL	ØA	ØB hole	ØC	D
150	257	225	149	47
200	307	275	199	47
250	357	325	249	47
300	407	375	299	47



DEE

DESCRIPTION CODE	CODE	EXAMPLE
DIFFUSER:	DEE-Ø	Ex. DEE-250
PANEL DIFFUSER:	DEE-P-Ø	Ex. DEE-P-250

DESCRIPTION

The DEE are high induction helical jet diffusers with fixed deflector blades on a circular panel. The arrangement of the deflector blades creates an airflow with a centrifugal helical motion with a great induction effect.

The DEE-P are helical jet diffusers on a 595x595 panel suitable for installation on 600x600 tile false ceilings.

INSTALLATION

Diffuser suitable for installation between 2.5 and 4m in height.

Fixing: with screws on the neck of the diffuser and with a central M6 screw.

ON REQUEST

-

FEATURES




- Material: steel sheet.
- Finish: painted white RAL9010.

USE

The diffuser is suitable for both heating and air conditioning.

ACCESSORIES

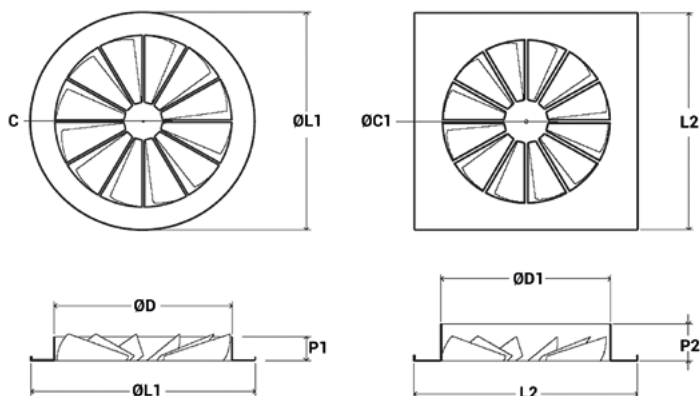
Connection with equalizer.

		
DIAMETER Ø (mm)	DEE	DEE-P
125	54,00 €	134,20 €
160	65,70 €	144,80 €
200	85,30 €	162,70 €
250	102,90 €	179,60 €
315	127,40 €	200,70 €
400	180,10 €	246,50 €

TECHNICAL DATA

MODEL	Effective section m ²	Vk (m/s)	1.0	1.2	1.4	1.6	1.8	2.0	2.4	2.8	3.2	3.6	4.0	recommended air flow m ³ /h	
														MIN.	MAX.
125	0.0091	m ³ /h	32	39	45	52	58	65	78	91	104	117	130	40	90
		Pa (without equalizer)	7	10	13	18	22	28	40	55	72	92	114		
		L(m)	1.5	1.6	1.7	1.8	1.9	2	2.3	2.4	2.6	2.7	2.9		
		dB(A)	<20	<20	23	28	31	34	40	45	49	52	75		
160	0.0146	m ³ /h	54	65	76	86	97	108	130	151	173	194	216	50	120
		Pa (without equalizer)	7	10	14	19	23	29	42	59	77	97	120		
		L(m)	1.6	1.8	1.9	2	2.1	2.2	2.5	2.7	2.8	3	3.1		
		dB(A)	<20	25	30	34	38	42	48	53	57	64	66		
200	0.0225	m ³ /h	79	95	111	127	143	158	190	222	253	285	317	90	210
		Pa (without equalizer)	7	9	13	16	21	25	37	51	66	84	105		
		L(m)	1.6	1.8	1.9	2	2.2	2.3	2.5	2.7	2.8	3	3.2		
		dB(A)	<20	22	26	30	34	37	42	47	51	54	57		
250	0.0345	m ³ /h	122	147	171	196	220	245	294	343	392	441	490	130	310
		Pa (without equalizer)	7	8	10	13	16	21	30	40	53	68	85		
		L(m)	1.9	2.1	2.3	2.5	2.6	2.7	3	3.2	3.4	3.6	3.8		
		dB(A)	<20	23	27	31	35	38	43	48	51	55	58		
315	0.0536	m ³ /h	194	233	272	311	350	389	467	544	622	700	778	250	520
		Pa (without equalizer)	7	8	11	14	17	22	32	43	57	73	90		
		L(m)	2	2.3	2.4	2.6	2.7	2.9	3.1	3.3	3.6	3.7	3.9		
		dB(A)	<20	<20	22	27	31	35	41	47	51	55	59		
400	0.0847	m ³ /h	306	367	428	490	551	612	734	857	979	1102	1224	420	890
		Pa (without equalizer)	7	7	10	13	17	20	29	40	54	69	85		
		L(m)	2.3	2.5	2.7	2.9	3	3.1	3.4	3.7	3.9	4.1	4.3		
		dB(A)	<20	<20	<20	24	28	32	38	44	48	52	56		

DIMENSIONS



MODEL	DEE				DEE-P			
	ØD	ØL1	ØC diffuser center deflector connections	P1	ØD1	L2xL2	ØC1 diffuser center deflector connections	P2
125	122	171	28	55	122	596x596	28	55
160	157	214	50	55	157	596x596	50	55
200	197	264	50	55	197	596x596	50	55
250	247	326	65	55	247	596x596	65	55
315	312	404	87	55	312	596x596	87	55
400	397	500	87	55	397	596x596	87	55



DCG

DESCRIPTION CODE	CODE	EXAMPLE
DIFFUSER:	DCG-DØ	Ex. DCG-D200
DIFFUSER+EQUALIZER:	DCG-E-DØ	Ex. DCG-E-D200
MOTORIZED DIFFUSER + EQUALIZER:	DCG-E-M-DØ	Ex. DCG-E-M-D200
DIFFUSER ON PANEL + EQUALIZER:	DCG-E-P-DØ	Ex. DCG-E-P-D200

DESCRIPTION

The DCG are circular diffusers with variable geometry. Blades manually and simultaneously adjustable.

FEATURES

- Material: bell in aluminium, blades in steel.
- Finish: painted white RAL9010.
- Diameter 630 mm with reinforced blades.

INSTALLATION

Diffuser suitable for installation between 2.5 and 20m in height. Fixing: with screws on the neck of the diffuser.

USE


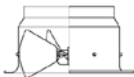
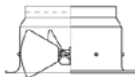
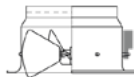

The diffuser is suitable for ceiling installation, in supply.

ON REQUEST

Diffuser with thermostatic sensor.

ACCESSORIES

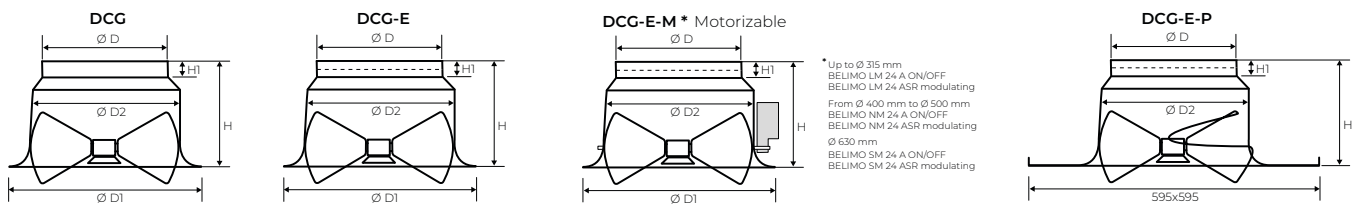
Equalizing network.

				
DIAMETER Ø (mm)	DCG	DCG-E	DCG-E-M	DCG-E-P
200	259,60 €	271,40 €	289,00 €	411,20 €
250	279,20 €	294,80 €	316,30 €	432,10 €
315	320,20 €	335,70 €	357,30 €	473,70 €
400	404,10 €	421,60 €	443,10 €	-
500	499,70 €	525,00 €	546,60 €	-
630	678,40 €	708,70 €	729,60 €	-

TECHNICAL DATA

MODEL	Effective section m ²	Vk (m/s)	blades inclined at 45°	
			MIN.	MAX.
200	0.0314	m ³ /h	310	950
		dB(A)	39	64
		X(0,25) [m]	2.1	6.7
		Pa	10	50
250	0.0491	m ³ /h	460	1410
		dB(A)	38	62
		X(0,25) [m]	2.4	7.7
		Pa	10	50
315	0.0779	m ³ /h	700	2140
		dB(A)	37	61
		X(0,25) [m]	2.9	9.1
		Pa	10	50
400	0.1257	m ³ /h	1080	3280
		dB(A)	36	60
		X(0,25) [m]	3.6	11.2
		Pa	10	50
500	0.1963	m ³ /h	1620	4900
		dB(A)	35	59
		X(0,25) [m]	4.5	14.5
		Pa	10	50
630	0.3117	m ³ /h	2450	7420
		dB(A)	34	58
		X(0,25) [m]	6.1	20.9
		Pa	10	50

DIMENSIONS



* Up to Ø 315 mm
 BELIMO LM 24 A ON/OFF
 BELIMO LM 24 ASR modulating
 From Ø 400 mm to Ø 500 mm
 BELIMO NM 24 A ON/OFF
 BELIMO NM 24 ASR modulating
 Ø 630 mm
 BELIMO SM 24 A ON/OFF
 BELIMO SM 24 ASR modulating

MODEL	DCG				
	ØD	ØD1	ØD2	H	H1
200	198	316	242	174	40
250	248	404	315	200	40
315	313	472	375	235	40
400	398	601	460	260	50
500	498	787	570	315	60
630	628	903	700	320	65



DOWNLOAD PRICE UPDATE

SRC50

DESCRIPTION CODE	CODE	EXAMPLE
DAMPER:	SRC50-LXH	Ex. SRC50-400x210
MANUAL CONTROL:	CM20	

DESCRIPTION

Adjustment dampers with 50 mm pitch.
With blades with opposing movement, via gear wheels, with a pin for servo drive or manual control.

FEATURES

- Frame material: galvanized steel.
- Blade material: extruded aluminium.
- Gear wheels in nylon.

INSTALLATION

Fixing by bolts at the corners of the flanges.

USE


Air conditioning and ventilation systems.

ON REQUEST

-

ACCESSORIES

Manual control.

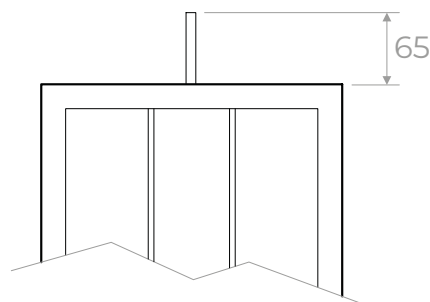
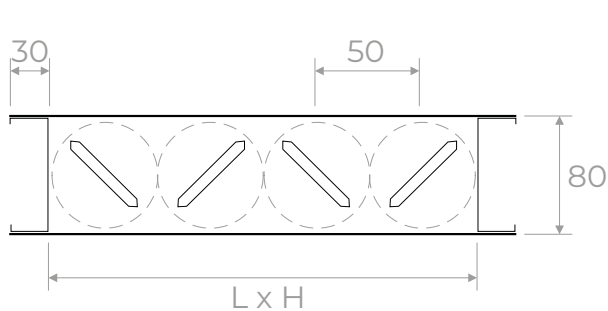
 LENGTH (mm)	HEIGHT (mm)												
	110	160	210	260	310	360	410	460	510	560	610	660	710
200	62,90 €	70,50 €	79,70 €	88,80 €	98,00 €	107,30 €	114,90 €	124,10 €	133,20 €	142,40 €	151,60 €	160,70 €	168,50 €
250	67,40 €	76,60 €	85,80 €	95,00 €	104,20 €	113,30 €	121,00 €	130,10 €	139,40 €	148,60 €	157,70 €	166,90 €	176,10 €
300	72,00 €	81,20 €	90,40 €	99,50 €	108,70 €	118,20 €	127,20 €	136,30 €	145,50 €	156,20 €	163,80 €	179,20 €	183,70 €
350	76,60 €	85,80 €	95,00 €	104,20 €	113,30 €	124,10 €	133,20 €	142,40 €	151,60 €	160,70 €	171,50 €	180,70 €	189,90 €
400	81,20 €	90,40 €	99,50 €	110,30 €	119,40 €	130,10 €	139,40 €	148,60 €	157,70 €	168,50 €	177,60 €	188,30 €	197,50 €
450	85,80 €	95,00 €	105,60 €	114,90 €	124,10 €	134,80 €	143,90 €	154,70 €	163,80 €	174,50 €	183,70 €	194,40 €	203,70 €
500	90,40 €	99,50 €	110,30 €	121,00 €	130,10 €	140,90 €	150,00 €	160,70 €	171,50 €	182,20 €	191,40 €	200,60 €	211,30 €
550	95,00 €	105,60 €	114,90 €	125,60 €	136,30 €	147,00 €	156,20 €	166,90 €	177,60 €	188,30 €	197,50 €	208,20 €	218,90 €
600	99,50 €	108,70 €	119,40 €	130,10 €	140,90 €	151,60 €	162,30 €	173,00 €	183,70 €	192,90 €	203,70 €	214,30 €	225,10 €
650	104,20 €	114,90 €	125,60 €	136,30 €	147,00 €	157,70 €	168,50 €	179,20 €	189,90 €	200,60 €	211,30 €	222,00 €	232,70 €
700	108,70 €	119,40 €	130,10 €	141,10 €	151,60 €	162,30 €	174,50 €	185,20 €	196,00 €	206,70 €	217,40 €	229,60 €	240,30 €

TECHNICAL DATA

V (m/s): speed.
Q m³/h: air flow.

Dimensions LxH	Effective section m ²	V (m/s)		Q m ³ /h		Dimensions LxH	Effective section m ²	V (m/s)		Q m ³ /h	
		min.	max.	min.	max.			min.	max.	min.	max.
200x110	0.0220	3	6	240	480	500x310 / 300x510	0.1550	3	6	1670	3350
300x110	0.0330	3	6	360	710	600x310 / 300x610	0.1860	3	6	2010	4020
400x110	0.0440	3	6	480	950	700x310 / 300x710	0.2170	3	6	2340	4690
500x110	0.0550	3	6	590	1190	400x410	0.1640	3	6	1770	3540
600x110	0.0660	3	6	710	1430	500x410 / 400x510	0.2050	3	6	2210	4430
700x110	0.0770	3	6	830	1660	600x410 / 400x610	0.2460	3	6	2660	5310
200x210	0.0420	3	6	450	910	700x410 / 400x710	0.2870	3	6	3100	6200
300x210 / 200x310	0.0630	3	6	680	1360	500x510	0.2550	3	6	2750	5510
400x210 / 200x410	0.0840	3	6	910	1810	600x510 / 500x610	0.3060	3	6	3300	6610
500x210 / 200x510	0.1050	3	6	1130	2270	700x510 / 500x710	0.3570	3	6	3860	7710
600x210 / 200x610	0.1260	3	6	1360	2720	600x610	0.3660	3	6	3950	7910
700x210 / 200x710	0.1470	3	6	1590	3180	700x610 / 600x710	0.4270	3	6	4610	9220
300x310	0.0930	3	6	1000	2010	700x710	0.4970	3	6	5370	10740
400x310 / 300x410	0.1240	3	6	1340	2680						

DIMENSIONS



MANUAL CONTROL CM20





SRC100

DESCRIPTION CODE	CODE	EXAMPLE
DAMPER:	SRC100-LXH	Ex. SRC100-600x610
MANUAL CONTROL:	CM10	

DESCRIPTION

Adjustment dampers with 100 mm pitch.
With blades with opposing or parallel movement operable manually or with a servomotor.

FEATURES

- Material: galvanized steel.
- Finish: steel.
- Gear wheels in nylon.

INSTALLATION

Fixing by bolts at the corners of the flanges.

USE


Air conditioning and ventilation systems.

ON REQUEST

-

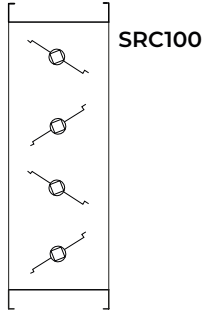
ACCESSORIES

Manual control.

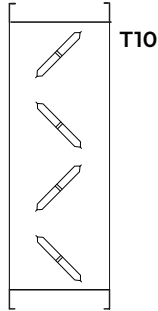
 LENGTH (mm)	HEIGHT (mm)													
	210	310	410	510	610	710	810	910	1010	1110	1210	1310	1410	1510
200	74,50 €	87,30 €	98,90 €	111,70 €	123,30 €	136,20 €	147,80 €	159,40 €	172,40 €	183,80 €	196,80 €	208,20 €	219,90 €	232,80 €
300	81,40 €	94,40 €	108,30 €	121,10 €	133,70 €	147,80 €	160,60 €	173,40 €	187,40 €	200,10 €	213,00 €	225,70 €	239,70 €	252,40 €
400	88,50 €	102,40 €	116,40 €	130,40 €	145,50 €	159,40 €	173,40 €	187,40 €	201,30 €	216,30 €	230,40 €	244,30 €	258,30 €	272,30 €
500	94,40 €	109,30 €	125,60 €	140,90 €	155,90 €	171,00 €	186,10 €	201,30 €	216,30 €	231,60 €	247,80 €	263,00 €	278,00 €	293,30 €
600	101,20 €	117,50 €	133,70 €	150,00 €	166,50 €	182,80 €	199,00 €	215,30 €	231,60 €	247,80 €	264,00 €	280,30 €	296,60 €	312,90 €
700	108,30 €	125,60 €	143,10 €	159,40 €	176,90 €	194,40 €	211,70 €	229,20 €	246,60 €	264,00 €	281,70 €	299,00 €	316,50 €	334,00 €
800	114,20 €	132,70 €	151,30 €	169,80 €	188,60 €	207,20 €	224,70 €	243,20 €	261,80 €	280,30 €	299,00 €	317,70 €	335,00 €	353,80 €
900	121,10 €	140,90 €	159,40 €	179,30 €	199,00 €	218,80 €	237,40 €	257,20 €	277,00 €	296,60 €	315,40 €	335,00 €	354,80 €	374,60 €
1000	128,10 €	147,80 €	168,80 €	189,70 €	209,40 €	230,40 €	251,40 €	271,10 €	292,10 €	311,80 €	332,70 €	353,80 €	373,30 €	394,40 €
1100	133,70 €	155,90 €	176,90 €	199,00 €	219,90 €	242,00 €	264,00 €	285,20 €	307,10 €	328,10 €	350,20 €	371,10 €	393,20 €	414,20 €
1200	140,90 €	163,00 €	186,10 €	208,20 €	231,60 €	253,60 €	277,00 €	299,00 €	322,20 €	344,40 €	366,50 €	389,80 €	411,90 €	435,10 €
1300	160,20 €	189,90 €	219,40 €	250,10 €	279,50 €	309,20 €	339,80 €	369,20 €	398,80 €	429,50 €	459,00 €	488,50 €	519,10 €	548,70 €
1400	166,10 €	198,00 €	228,60 €	259,30 €	289,90 €	321,80 €	352,50 €	383,10 €	413,80 €	445,70 €	476,30 €	507,00 €	537,90 €	569,50 €
1500	173,20 €	204,90 €	236,70 €	268,70 €	301,60 €	333,60 €	365,40 €	397,10 €	429,00 €	461,00 €	492,60 €	525,80 €	557,50 €	589,40 €

CONFIGURATIONS

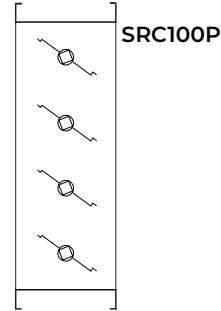
Standard louvers
Opposing movement



Drummed louvers



Parallel movement



Universal pin (Standard)



Manual control
CM10



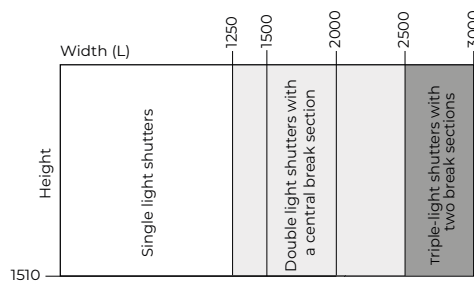
Servomotor
see codes on page 191



NOMINAL DIMENSIONS TABLE:

With nominal dimension "L" greater than 1250 mm and up to 2500 mm a break section is provided in the central position with a through command pin along the entire length. For dimensions from 2500 mm to 3000 mm, two break sections are provided at equal distances.

		Width (L)				
-	600	1100	1600	2100	2600	
200	700	1200	1700	2200	2700	
300	800	1300	1800	2300	2800	
400	900	1400	1900	2400	2900	
500	1000	1500	2000	2500	3000	



TECHNICAL DATA

V (m/s): speed.
Q m³/h: air flow.


Dimensions LxH	Effective section m ²	V (m/s)		Q m ³ /h		Dimensions LxH	Effective section m ²	V (m/s)		Q m ³ /h	
		min.	max.	min.	max.			min.	max.	min.	max.
SRC100 200X210	0.0420	3	6	450	910	SRC100 800X610 / 600X810	0.4880	3	6	5270	10540
SRC100 400X210 / 200X410	0.0840	3	6	910	1810	SRC100 1000X610 / 600X1010	0.6100	3	6	6590	13180
SRC100 600X210 / 200X610	0.1260	3	6	1360	2720	SRC100 1200X610 / 600X1210	0.7320	3	6	7910	15810
SRC100 800X210 / 200X810	0.1680	3	6	1810	3630	SRC100 1400X610 / 600X1410	0.8540	3	6	9220	18450
SRC100 1000X210 / 200X1010	0.2100	3	6	2270	4540	SRC100 800X810	0.6480	3	6	7000	14000
SRC100 1200X210 / 200X1210	0.2520	3	6	2720	5440	SRC100 1000X810 / 800X1010	0.8100	3	6	8750	17500
SRC100 1400X210 / 200X1410	0.2940	3	6	3180	6350	SRC100 1200X810 / 800X1210	0.9720	3	6	10500	21000
SRC100 400X410	0.1640	3	6	1770	3540	SRC100 1400X810 / 800X1410	1.1340	3	6	12250	24490
SRC100 600X410 / 400X610	0.2460	3	6	2660	5310	SRC100 1000X1010	1.0100	3	6	10910	21820
SRC100 800X410 / 400X810	0.3280	3	6	3540	7080	SRC100 1200X1010 / 1000X1210	1.2120	3	6	13090	26180
SRC100 1000X410 / 400X1010	0.4100	3	6	4430	8860	SRC100 1400X1010 / 1000X1410	1.4140	3	6	15270	30540
SRC100 1200X410 / 400X1210	0.4920	3	6	5310	10630	SRC100 1200X1210	1.4520	3	6	15680	31360
SRC100 1400X410 / 400X1410	0.5740	3	6	6200	12400	SRC100 1400X1210 / 1200X1410	1.6940	3	6	18300	36590
SRC100 600X610	0.3660	3	6	3950	7910	SRC100 1400X1410	1.9740	3	6	21320	42640

IDENTIFICATION SCHEME SERVOMOTOR SIZE

	200	300	400	500	600	700	800	900	1000	1100	1200	1300	1400	1500
210	0.04	0.06	0.08	0.11	0.13	0.15	0.17	0.19	0.21	0.23	0.25	0.27	0.29	0.32
310	0.06	0.09	0.12	0.16	0.19	0.22	0.25	0.28	0.31	0.34	0.37	0.4	0.43	0.47
410	0.08	0.12	0.16	0.21	0.25	0.29	0.33	0.37	0.41	0.45	0.49	0.53	0.57	0.62
510	0.1	0.15	0.2	0.26	0.31	0.36	0.41	0.46	0.51	0.56	0.61	0.66	0.71	0.77
610	0.12	0.18	0.24	0.31	0.37	0.43	0.49	0.55	0.61	0.67	0.73	0.79	0.85	0.92
710	0.14	0.21	0.28	0.36	0.43	0.5	0.57	0.64	0.71	0.78	0.85	0.92	0.99	1.07
810	0.16	0.24	0.32	0.41	0.49	0.57	0.65	0.73	0.81	0.89	0.97	1.05	1.13	1.22
910	0.18	0.27	0.36	0.46	0.55	0.64	0.73	0.82	0.91	1	1.09	1.18	1.27	1.37
1010	0.2	0.3	0.4	0.51	0.61	0.71	0.81	0.91	1.01	1.11	1.21	1.31	1.41	1.52
1110	0.22	0.33	0.44	0.56	0.67	0.78	0.89	1	1.11	1.22	1.33	1.44	1.55	1.67
1210	0.24	0.36	0.48	0.61	0.73	0.85	0.97	1.09	1.21	1.33	1.45	1.57	1.69	1.82
1310	0.26	0.39	0.52	0.66	0.79	0.92	1.05	1.18	1.31	1.44	1.57	1.7	1.83	1.97
1410	0.28	0.42	0.56	0.71	0.85	0.99	1.13	1.27	1.41	1.55	1.69	1.83	1.97	2.12
1510	0.3	0.45	0.6	0.76	0.91	1.06	1.21	1.36	1.51	1.66	1.81	1.96	2.11	2.27

Calculated area in m ²
Dampers with surface < 0.4 m ²
Dampers with surface < 1 m ²
Dampers with surface < 2 m ²
Dampers with surface > 2 < 4 m ²

DIMENSIONS



-
- 1) Flanged duct
 - 2) Universal plate
 - 3) Fixing slots
 - 4) Calibration louvers
 - 5) Nylon PA6 levers and pins
 - 6) Command pin

SRC100 (standard)

MANUAL CONTROL CM10



ACTUATORS FOR DAMPER

NO SPRING RETURN

CM
for dampers up to
0,4 m² 2 Nm



CODE	MANUAL	VOLTAGE	PRICE
CM24-L	On-Off/3-p	24V	276,10 €
CM230-L	On-Off/3-p	230V	284,10 €
CM24-SR-L	proportional	24V	402,00 €

LM
for dampers up to
1m² 5 Nm



CODE	MANUAL	VOLTAGE	PRICE
LM24A	On-Off / 3-p.	24V	264,20 €
LM24A-S	On-Off / 3-p.	24V	301,30 €
LM24A-SR	proportional	24V	378,10 €
LM230A	On-Off	230V	264,20 €
LM230A-S	On-Off	230V	348,40 €
LM230A-SR	proportional	230V	519,90 €

NM
for dampers up to
2m² 10 Nm



CODE	MANUAL	VOLTAGE	PRICE
NM24A	On-Off / 3-p.	24V	319,90 €
NM24A-SR	proportional	24V	568,10 €
NM2230A	On-Off	230V	380,50 €

SM
for dampers up to
4m² 20 Nm



CODE	MANUAL	VOLTAGE	PRICE
SM24A	On-Off / 3-p.	24V	426,10 €
SM24A-SR	proportional	24V	643,20 €
SM230A	On-Off / 3-p.	230V	436,80 €
SM230A-SR	proportional	230V	726,20 €

GM
for dampers up to
8m² 40 Nm



CODE	MANUAL	VOLTAGE	PRICE
GM24A	On-Off / 3-p.	24V	753,00 €
GM24A-SR	proportional	24V	962,00 €
GM230A	On-Off / 3-p.	230V	766,40 €



S1A



S2A

CODE	NO CONTACTS	SWITCHING POWER	APPLICATION ON	PRICE
S1A	1 x SPDT	1mA. 3 (0.5)A 250V AC.	LM - NM - SM - GM 24V -230V	126,00 €
S2A	2 x SPDT			168,90 €



SGA24



SGF24

CODE	VOLTAGE	SIMULTANEOUS ADJUSTMENT	APPLICATION ON	PRICE
SGA24	AC/DC 24 V	max. 10 motors	LM - NM - SM - GM 24V -230V	276,10 €
SGF24				198,30 €

WITH SPRING RETURN

TF
for dampers up to
0,4 m² 2 Nm



CODE	MANUAL	VOLTAGE	PRICE
TF24	On-Off	24V	418,00 €
TF24-S	On-Off	24V	490,40 €
TF230	On-Off	230V	452,90 €
TF230-S	On-Off	230V	527,90 €
TF24-SR	proportional	24V	576,10 €

LF
for dampers up to
0.8m² 4 Nm



CODE	MANUAL	VOLTAGE	PRICE
LF24	On-Off	24V	522,60 €
LF24-S	On-Off	24V	540,70 €
LF230	On-Off	230V	565,40 €
LF230-S	On-Off	230V	643,20 €
LF24-SR	proportional	24V	704,80 €

NF
for dampers up to
approx. 2 m² 10 Nm



CODE	MANUAL	VOLTAGE	PRICE
NF230A	On-Off	230 VAC	757,90 €
NF230A-S2	On-Off	230 VAC	862,80 €
NF24A	On-Off	24 VAC/DC	757,90 €
NF24A-S2	On-Off	24 VAC/DC	862,80 €
NF24A-SR	proportional	24 VAC/DC	763,70 €
NF24A-SR-S2	proportional	24 VAC/DC	849,40 €

SF
for dampers up to
approx. 4 m² 20 Nm




CODE	MANUAL	VOLTAGE	PRICE
SF230A	On-Off	230 VAC	904,80 €
SF230A-S2	On-Off	230 VAC	988,60 €
SF24A	On-Off	24 VAC/DC	904,80 €
SF24A-S2	On-Off	24 VAC/DC	988,60 €
SF24A-SR	proportional	24 VAC/DC	868,20 €
SF24A-SR-S2	proportional	24 VAC/DC	929,80 €

EF
for dampers up to
approx. 6 m² 30 Nm



CODE	MANUAL	VOLTAGE	PRICE
EF230A	On-Off	230 VAC	1.685,40 €
EF230A-S2	On-Off	230 VAC	1.792,60 €
EF24A	On-Off	24 VAC/DC	1.468,30 €
EF24A-S2	On-Off	24 VAC/DC	1.572,90 €
EF24A-SR	proportional	24 VAC/DC	1.714,90 €
EF24A-SR-S2	proportional	24 VAC/DC	1.822,00 €



DOWNLOAD PRICE UPDATE

R-SRCAG

DESCRIPTION CODE	CODE	EXAMPLE
DAMPER:	R-SRCAG-LXH	Ex. R-SRCAG-600X410

DESCRIPTION CODE	CODE	PRICE
MANUAL CONTROL:	CM30	17,30 €

DESCRIPTION

Regulation damper in aluminium with 100 mm pitch airtight.
Opposite movement operable manually or with a servomotor.
CERTIFIED IN CLASS 2 ACCORDING TO EN 1751.

INSTALLATION

Fixing by bolts at the corners of the flanges.

ON REQUEST

-

FEATURES

- Frame material: extruded aluminium.
- Blade material: extruded aluminium with seal.
- Finish: aluminium.
- Gear wheels in nylon.

USE

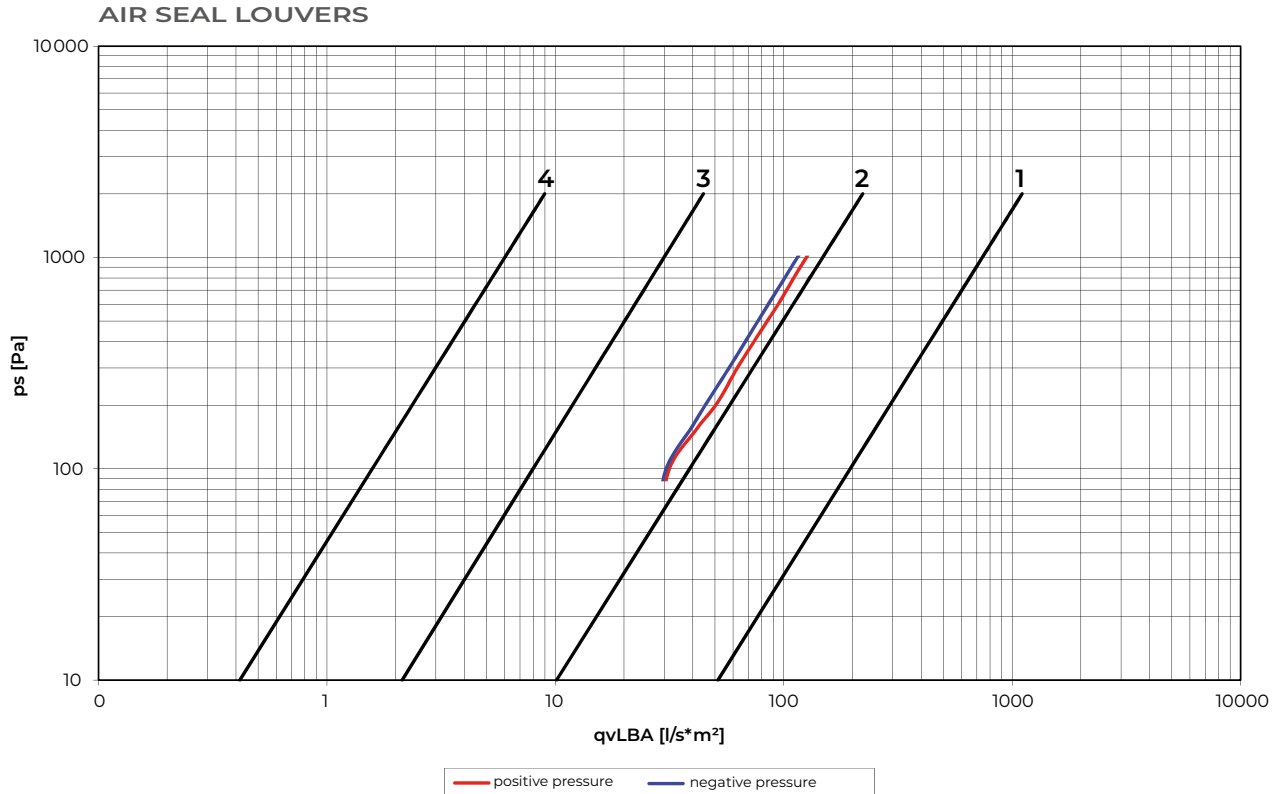
Air conditioning and ventilation systems.

ACCESSORIES

Manual control.

LENGTH (mm)	HEIGHT (mm)									
	210	310	410	510	610	710	810	910	1010	1110
200	107,30 €	123,00 €	161,30 €	192,10 €	230,50 €	268,90 €	299,60 €	330,40 €	368,70 €	399,50 €
300	114,10 €	146,00 €	184,40 €	222,80 €	261,20 €	299,60 €	338,00 €	376,30 €	414,80 €	453,10 €
400	122,40 €	161,30 €	199,80 €	238,20 €	299,60 €	338,00 €	376,30 €	414,80 €	453,10 €	499,30 €
500	130,70 €	176,70 €	222,80 €	268,90 €	322,60 €	376,30 €	407,10 €	453,10 €	499,30 €	545,30 €
600	146,00 €	199,80 €	245,80 €	299,60 €	345,70 €	399,50 €	445,50 €	491,60 €	545,30 €	599,10 €
700	161,30 €	215,10 €	268,90 €	322,60 €	376,30 €	430,20 €	483,90 €	537,70 €	591,50 €	645,10 €
800	176,70 €	230,50 €	292,00 €	345,70 €	407,10 €	460,90 €	522,30 €	576,00 €	629,80 €	691,30 €
900	192,10 €	253,50 €	314,90 €	376,30 €	437,90 €	499,30 €	553,10 €	614,40 €	675,80 €	737,30 €
1000	207,50 €	268,90 €	338,00 €	399,50 €	460,90 €	530,00 €	591,50 €	660,50 €	722,00 €	783,40 €
1100	222,80 €	292,00 €	361,00 €	430,20 €	491,60 €	560,70 €	622,20 €	698,90 €	768,00 €	837,10 €
1200	238,20 €	307,30 €	384,00 €	453,10 €	522,30 €	599,10 €	668,20 €	737,30 €	814,10 €	883,30 €
1300	261,20 €	345,70 €	430,20 €	514,60 €	599,10 €	683,60 €	768,00 €	852,50 €	936,90 €	1.021,50 €
1400	276,60 €	361,00 €	453,10 €	537,70 €	629,80 €	714,30 €	798,70 €	890,90 €	975,40 €	1.067,50 €
1500	284,20 €	376,30 €	468,40 €	560,70 €	652,90 €	745,00 €	829,50 €	929,30 €	1.021,50 €	1.113,60 €

PERFORMANCE GRAPHS



LENGTH (mm)	HEIGHT (mm)								
	1210	1310	1410	1510	1610	1710	1810	1910	2010
200	437,90 €	476,20 €	506,90 €	537,70 €	576,00 €	606,80 €	645,10 €	675,80 €	714,30 €
300	483,90 €	530,00 €	560,70 €	606,80 €	637,50 €	675,80 €	714,30 €	752,70 €	791,10 €
400	537,70 €	583,80 €	622,20 €	668,20 €	706,60 €	752,70 €	791,10 €	829,50 €	875,50 €
500	591,50 €	637,50 €	683,60 €	729,70 €	775,70 €	821,80 €	867,90 €	914,00 €	960,00 €
600	645,10 €	691,30 €	745,00 €	798,70 €	844,90 €	890,90 €	936,90 €	990,70 €	1,036,80 €
700	698,90 €	756,50 €	798,70 €	860,20 €	906,30 €	960,00 €	1.013,80 €	1.067,50 €	1.121,30 €
800	745,00 €	806,40 €	860,20 €	929,30 €	975,40 €	1.029,10 €	1.099,70 €	1.144,30 €	1.205,80 €
900	798,70 €	860,20 €	921,60 €	990,70 €	1.044,50 €	1.106,00 €	1.159,70 €	1.221,10 €	1.282,60 €
1000	852,50 €	914,00 €	983,10 €	1.052,20 €	1.106,00 €	1.167,30 €	1.236,50 €	1.258,00 €	1.367,10 €
1100	906,30 €	967,70 €	1.036,80 €	1.106,00 €	1.175,10 €	1.244,20 €	1.313,30 €	1.382,40 €	1.451,50 €
1200	952,40 €	1.029,10 €	1.109,80 €	1.167,30 €	1.244,20 €	1.313,30 €	1.382,40 €	1.459,10 €	1.528,30 €
1300	1.106,00 €	1.190,40 €	1.282,60 €	1.367,10 €	1.440,30 €	1.536,00 €	1.620,50 €	1.705,00 €	1.789,40 €
1400	1.152,00 €	1.244,20 €	1.328,60 €	1.420,80 €	1.505,30 €	1.597,50 €	1.681,90 €	1.774,00 €	1.858,50 €
1500	1.198,10 €	1.290,20 €	1.382,40 €	1.474,60 €	-	-	-	-	-

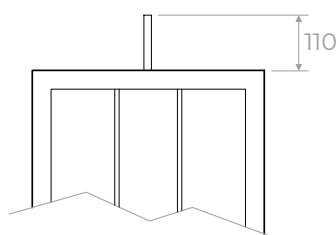
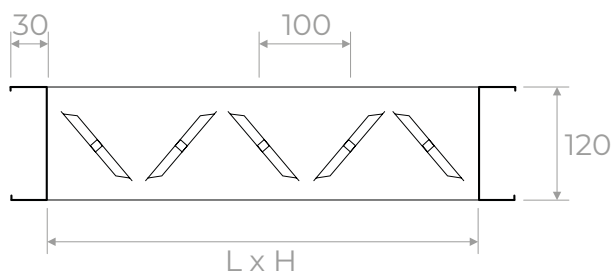
TECHNICAL DATA

V (m/s): speed.

Q m³/h: air flow.

Dimensions LxH	Effective section m ²	V (m/s)		Q m ³ /h		Dimensions LxH	Effective section m ²	V (m/s)		Q m ³ /h	
		min.	max.	min.	max.			min.	max.	min.	max.
RSRCAG 200X210	0.0420	3	6	450	910	RSRCAG 800X610 / 600X810	0.4880	3	6	5270	10540
RSRCAG 400X210 / 200X410	0.0840	3	6	910	1810	RSRCAG 1000X610 / 600X1010	0.6100	3	6	6590	13180
RSRCAG 600X210 / 200X610	0.1260	3	6	1360	2720	RSRCAG 1200X610 / 600X1210	0.7320	3	6	7910	15810
RSRCAG 800X210 / 200X810	0.1680	3	6	1810	3630	RSRCAG 1400X610 / 600X1410	0.8540	3	6	9220	18450
RSRCAG 1000X210 / 200X1010	0.2100	3	6	2270	4540	RSRCAG 800X810	0.6480	3	6	7000	14000
RSRCAG 1200X210 / 200X1210	0.2520	3	6	2720	5440	RSRCAG 1000X810 / 800X1010	0.8100	3	6	8750	17500
RSRCAG 1400X210 / 200X1410	0.2940	3	6	3180	6350	RSRCAG 1200X810 / 800X1210	0.9720	3	6	10500	21000
RSRCAG 400X410	0.1640	3	6	1770	3540	RSRCAG 1400X810 / 800X1410	1.1340	3	6	12250	24490
RSRCAG 600X410 / 400X610	0.2460	3	6	2660	5310	RSRCAG 1000X1010	1.0100	3	6	10910	21820
RSRCAG 800X410 / 400X810	0.3280	3	6	3540	7080	RSRCAG 1200X1010 / 1000X1210	1.2120	3	6	13090	26180
RSRCAG 1000X410 / 400X1010	0.4100	3	6	4430	8860	RSRCAG 1400X1010 / 1000X1410	1.4140	3	6	15270	30540
RSRCAG 1200X410 / 400X1210	0.4920	3	6	5310	10630	RSRCAG 1200X1210	1.4520	3	6	15680	31360
RSRCAG 1400X410 / 400X1410	0.5740	3	6	6200	12400	RSRCAG 1400X1210 / 1200X1410	1.6940	3	6	18300	36590
RSRCAG 600X610	0.3660	3	6	3950	7910	RSRCAG 1400X1410	1.9740	3	6	21320	42640

DIMENSIONS



MANUAL CONTROL CM30



ACTUATORS FOR DAMPER

NO SPRING RETURN

CM
for dampers up to
0,4 m² 2 Nm



CODE	MANUAL	VOLTAGE	PRICE
CM24-L	On-Off/3-p	24V	276,10 €
CM230-L	On-Off/3-p	230V	284,10 €
CM24-SR-L	proportional	24V	402,00 €

LM
for dampers up to
1m² 5 Nm



CODE	MANUAL	VOLTAGE	PRICE
LM24A	On-Off / 3-p.	24V	264,20 €
LM24A-S	On-Off / 3-p.	24V	301,30 €
LM24A-SR	proportional	24V	378,10 €
LM230A	On-Off	230V	264,20 €
LM230A-S	On-Off	230V	348,40 €
LM230A-SR	proportional	230V	519,90 €

NM
for dampers up to
2m² 10 Nm



CODE	MANUAL	VOLTAGE	PRICE
NM24A	On-Off / 3-p.	24V	319,90 €
NM24A-SR	proportional	24V	568,10 €
NM2230A	On-Off	230V	380,50 €

SM
for dampers up to
4m² 20 Nm



CODE	MANUAL	VOLTAGE	PRICE
SM24A	On-Off / 3-p.	24V	426,10 €
SM24A-SR	proportional	24V	643,20 €
SM230A	On-Off / 3-p.	230V	436,80 €
SM230A-SR	proportional	230V	726,20 €

GM
for dampers up to
8m² 40 Nm



CODE	MANUAL	VOLTAGE	PRICE
GM24A	On-Off / 3-p.	24V	753,00 €
GM24A-SR	proportional	24V	962,00 €
GM230A	On-Off / 3-p.	230V	766,40 €



S1A



S2A

CODE	NO CONTACTS	SWITCHING POWER	APPLICATION ON	PRICE
S1A	1 x SPDT	1mA. 3 (0.5)A 250V AC.	LM - NM - SM - GM 24V -230V	126,00 €
S2A	2 x SPDT			168,90 €



SGA24



SGF24

CODE	VOLTAGE	SIMULTANEOUS ADJUSTMENT	APPLICATION ON	PRICE
SGA24	AC/DC 24 V	max. 10 motors	LM - NM - SM - GM 24V -230V	276,10 €
SGF24				198,30 €

WITH SPRING RETURN

TF
for dampers up to
0,4 m² 2 Nm



CODE	MANUAL	VOLTAGE	PRICE
TF24	On-Off	24V	418,00 €
TF24-S	On-Off	24V	490,40 €
TF230	On-Off	230V	452,90 €
TF230-S	On-Off	230V	527,90 €
TF24-SR	proportional	24V	576,10 €

LF
for dampers up to
0.8m² 4 Nm



CODE	MANUAL	VOLTAGE	PRICE
LF24	On-Off	24V	522,60 €
LF24-S	On-Off	24V	540,70 €
LF230	On-Off	230V	565,40 €
LF230-S	On-Off	230V	643,20 €
LF24-SR	proportional	24V	704,80 €

NF
for dampers up to
approx. 2 m² 10 Nm



CODE	MANUAL	VOLTAGE	PRICE
NF230A	On-Off	230 VAC	757,90 €
NF230A-S2	On-Off	230 VAC	862,80 €
NF24A	On-Off	24 VAC/DC	757,90 €
NF24A-S2	On-Off	24 VAC/DC	862,80 €
NF24A-SR	proportional	24 VAC/DC	763,70 €
NF24A-SR-S2	proportional	24 VAC/DC	849,40 €

SF
for dampers up to
approx. 4 m² 20 Nm



CODE	MANUAL	VOLTAGE	PRICE
SF230A	On-Off	230 VAC	904,80 €
SF230A-S2	On-Off	230 VAC	988,60 €
SF24A	On-Off	24 VAC/DC	904,80 €
SF24A-S2	On-Off	24 VAC/DC	988,60 €
SF24A-SR	proportional	24 VAC/DC	868,20 €
SF24A-SR-S2	proportional	24 VAC/DC	929,80 €

EF
for dampers up to
approx. 6 m² 30 Nm



CODE	MANUAL	VOLTAGE	PRICE
EF230A	On-Off	230 VAC	1.685,40 €
EF230A-S2	On-Off	230 VAC	1.792,60 €
EF24A	On-Off	24 VAC/DC	1.468,30 €
EF24A-S2	On-Off	24 VAC/DC	1.572,90 €
EF24A-SR	proportional	24 VAC/DC	1.714,90 €
EF24A-SR-S2	proportional	24 VAC/DC	1.822,00 €



EFC

DESCRIPTION CODE	CODE	EXAMPLE
DAMPER WITH PLATE FOR MOTOR:	EFC-P-DØ	Ex. EFC-P-D160
DAMPER WITH CONTROL:	EFC-C-DØ	Ex. EFC-C-D160

DESCRIPTION

Circular butterfly calibration damper.

FEATURES


- Material: galvanized steel.
- Finish: steel.

INSTALLATION

Ideal for adjusting the air flow inside circular ducts.

USE

Air conditioning and ventilation systems.

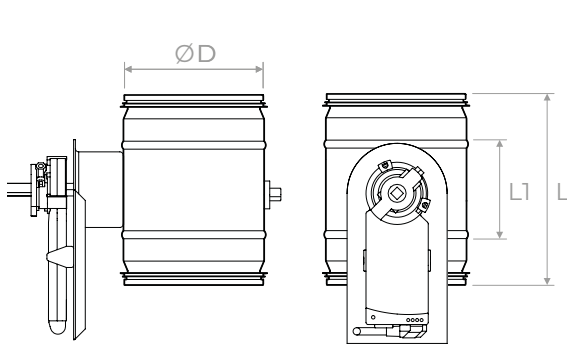
			
DIAMETER Ø (mm)	PIN	EFC-P	EFC-C
80	8	60,50 €	44,10 €
100	8	57,90 €	40,80 €
125	8	58,90 €	41,80 €
150	8	61,70 €	44,80 €
160	8	61,20 €	44,30 €
180	8	63,70 €	46,80 €
200	8	63,70 €	46,80 €
224	8	72,90 €	56,00 €
250	8	72,90 €	56,00 €
300	8	79,30 €	62,40 €
315	8	79,30 €	62,40 €
355	8	91,40 €	74,50 €
400	8	99,90 €	83,00 €
450	8	111,50 €	93,80 €
500	8	120,00 €	101,30 €

TECHNICAL DATA

V (m/s): speed.
Q m³/h: air flow.

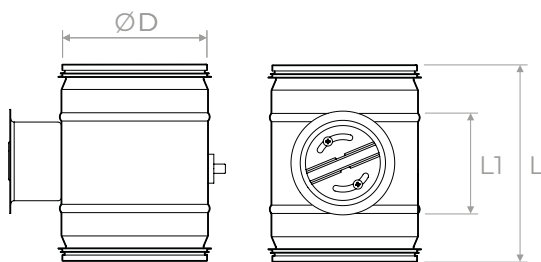
Model	Effective section m ²	V (m/s)		Q m ³ /h		Model	Effective section m ²	V (m/s)		Q m ³ /h	
		min.	max.	min.	max.			min.	max.	min.	max.
EFC80	0.0050	3	6	50	110	EFC250	0.0491	3	6	530	1060
EFC100	0.0079	3	6	80	170	EFC300	0.0707	3	6	760	1530
EFC125	0.0123	3	6	130	270	EFC315	0.0779	3	6	840	1680
EFC150	0.0177	3	6	190	380	EFC355	0.0990	3	6	1070	2140
EFC160	0.0201	3	6	220	430	EFC400	0.1257	3	6	1360	2710
EFC180	0.0254	3	6	270	550	EFC450	0.1590	3	6	1720	3440
EFC200	0.0314	3	6	340	680	EFC500	0.1963	3	6	2120	4240
EFC224	0.0394	3	6	430	850						

DIMENSIONS



EFC-P

MODEL P	EFC-P		
	$\varnothing D$	L1 mm	L mm
80	78	100	176
100	98	100	176
125	123	100	176
150	148	100	176
160	158	100	176
180	178	100	176
200	198	100	176
224	222	100	176
250	248	100	214
300	298	100	214
315	312	100	214
355	353	100	214
400	398	120	220
450	448	120	220
500	498	120	220



EFC-C

MODEL C	EFC-C		
	$\varnothing D$	L1 mm	L mm
80	78	100	174
100	98	100	174
125	123	100	174
150	148	100	174
160	158	100	174
180	178	100	174
200	198	100	174
224	222	100	174
250	248	100	214
300	298	100	214
315	312	100	214
355	353	100	214
400	398	120	220
450	448	120	220
500	498	120	220



R-DBS

DESCRIPTION CODE	CODE	EXAMPLE
DAMPER WITH PIN:	R-DBS-DØ	Ex. R-DBS-D150

Damper with manual control addition of 46.90 €

DESCRIPTION

Circular interception damper certified airtight in class 4 and certified in class C for leakage losses according to UNI EN 1751.

Actuation prepared for manual control or servo drive.

INSTALLATION

Fitting with sealing gaskets.

ON REQUEST

-

FEATURES


- Material: galvanized steel casing. Blade in galvanized steel with sealing gasket.
- Finish: steel.
- Pin 8 mm.

USE

Air conditioning and ventilation systems.

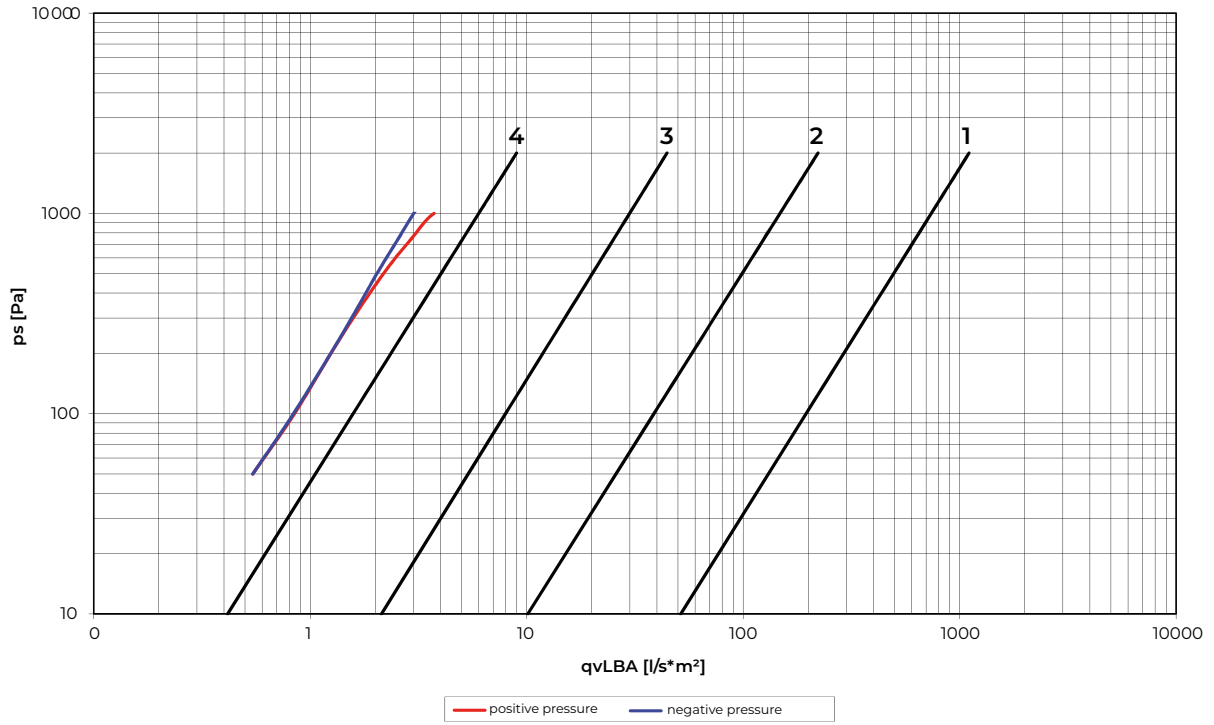
ACCESSORIES

Manual control.

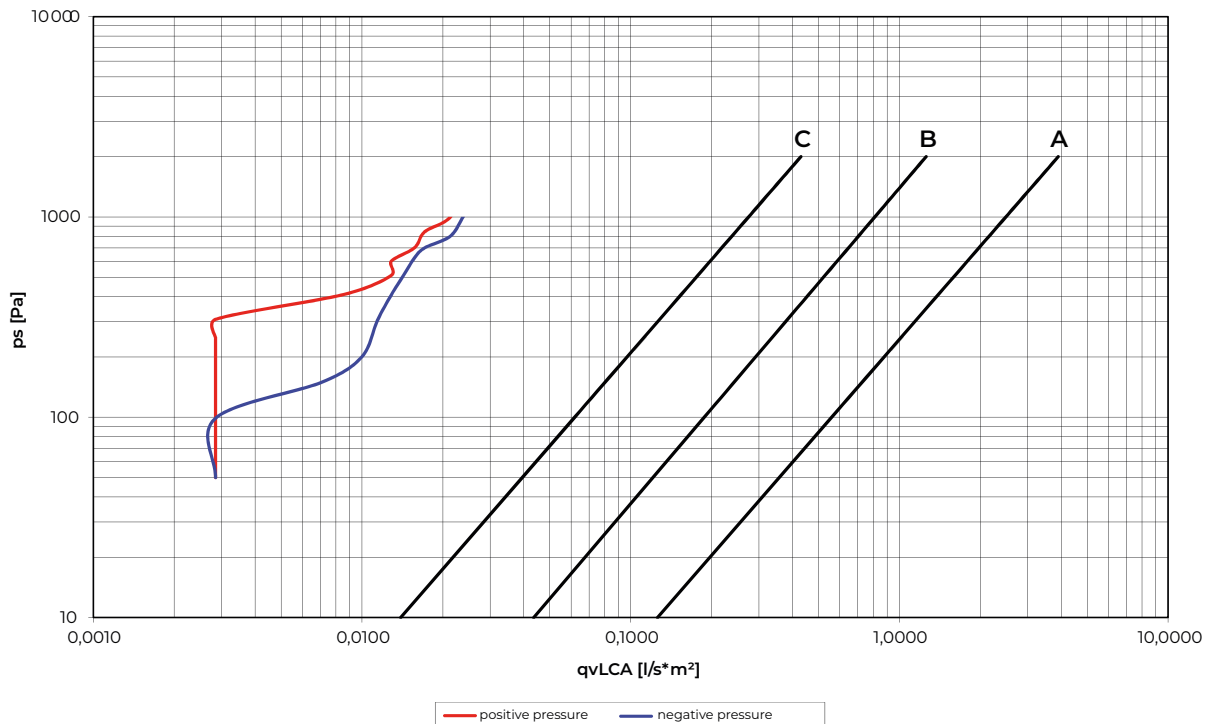
		
DIAMETER Ø (mm)	PIN	RDBS
80	8	70,80 €
100	8	73,60 €
125	8	83,80 €
150	8	92,20 €
160	8	91,30 €
200	8	109,70 €
250	8	130,20 €
315	8	159,80 €
355	8	202,30 €
400	8	239,40 €

PERFORMANCE GRAPHS

AIR SEAL LOUVERS



AIR SEAL FRAME



TECHNICAL DATA

V (m/s): speed.
Q m³/h: air flow.

Model	Effective section m ²	V (m/s)		Q m ³ /h		Model	Effective section m ²	V (m/s)		Q m ³ /h	
		min.	max.	min.	max.			min.	max.	min.	max.
RDBSP / RDBS 80	0.005	3	6	55	110	RDBSP / RDBS 200	0.0314	3	6	340	680
RDBSP / RDBS 100	0.0079	3	6	80	170	RDBSP / RDBS 250	0.0491	3	6	530	1060
RDBSP / RDBS 125	0.0123	3	6	130	270	RDBSP / RDBS 315	0.0779	3	6	840	1680
RDBSP / RDBS 150	0.0176	3	6	190	380	RDBSP / RDBS 355	0.0990	3	6	1070	2140
RDBSP / RDBS 160	0.0201	3	6	220	430	RDBSP / RDBS 400	0.1257	3	6	1360	2710

DIMENSIONS

RDBSP

RDBSP / RDBS			
MODEL	ØD	L1 mm	L mm
80	78	100	176
100	98	100	176
125	123	100	176
150	148	100	176
160	158	100	176
200	198	100	176
250	248	100	214
315	312	100	214
355	353	100	214
400	398	120	220

RDBS

MANUAL
MANUAL CMDBS

ACTUATORS FOR DAMPER

NO SPRING RETURN

CM
for dampers up to
0,4 m² 2 Nm



CODE	MANUAL	VOLTAGE	PRICE
CM24-L	On-Off/3-p	24V	276,10 €
CM230-L	On-Off/3-p	230V	284,10 €
CM24-SR-L	proportional	24V	402,00 €

LM
for dampers up to
1m² 5 Nm



CODE	MANUAL	VOLTAGE	PRICE
LM24A	On-Off / 3-p.	24V	264,20 €
LM24A-S	On-Off / 3-p.	24V	301,30 €
LM24A-SR	proportional	24V	378,10 €
LM230A	On-Off	230V	264,20 €
LM230A-S	On-Off	230V	348,40 €
LM230A-SR	proportional	230V	519,90 €

NM
for dampers up to
2m² 10 Nm



CODE	MANUAL	VOLTAGE	PRICE
NM24A	On-Off / 3-p.	24V	319,90 €
NM24A-SR	proportional	24V	568,10 €
NM2230A	On-Off	230V	380,50 €

SM
for dampers up to
4m² 20 Nm



CODE	MANUAL	VOLTAGE	PRICE
SM24A	On-Off / 3-p.	24V	426,10 €
SM24A-SR	proportional	24V	643,20 €
SM230A	On-Off / 3-p.	230V	436,80 €
SM230A-SR	proportional	230V	726,20 €

GM
for dampers up to
8m² 40 Nm



CODE	MANUAL	VOLTAGE	PRICE
GM24A	On-Off / 3-p.	24V	753,00 €
GM24A-SR	proportional	24V	962,00 €
GM230A	On-Off / 3-p.	230V	766,40 €



S1A



S2A

CODE	NO CONTACTS	SWITCHING POWER	APPLICATION ON	PRICE
S1A	1 x SPDT	1mA. 3 (0.5)A 250V AC.	LM - NM - SM - GM 24V -230V	126,00 €
S2A	2 x SPDT			168,90 €



SGA24



SGF24

CODE	VOLTAGE	SIMULTANEOUS ADJUSTMENT	APPLICATION ON	PRICE
SGA24	AC/DC 24 V	max. 10 motors	LM - NM - SM - GM 24V -230V	276,10 €
SGF24				198,30 €

WITH SPRING RETURN

TF
for dampers up to
0,4 m² 2 Nm



CODE	MANUAL	VOLTAGE	PRICE
TF24	On-Off	24V	418,00 €
TF24-S	On-Off	24V	490,40 €
TF230	On-Off	230V	452,90 €
TF230-S	On-Off	230V	527,90 €
TF24-SR	proportional	24V	576,10 €

LF
for dampers up to
0.8m² 4 Nm



CODE	MANUAL	VOLTAGE	PRICE
LF24	On-Off	24V	522,60 €
LF24-S	On-Off	24V	540,70 €
LF230	On-Off	230V	565,40 €
LF230-S	On-Off	230V	643,20 €
LF24-SR	proportional	24V	704,80 €

NF
for dampers up to
approx. 2 m² 10 Nm



CODE	MANUAL	VOLTAGE	PRICE
NF230A	On-Off	230 VAC	757,90 €
NF230A-S2	On-Off	230 VAC	862,80 €
NF24A	On-Off	24 VAC/DC	757,90 €
NF24A-S2	On-Off	24 VAC/DC	862,80 €
NF24A-SR	proportional	24 VAC/DC	763,70 €
NF24A-SR-S2	proportional	24 VAC/DC	849,40 €

SF
for dampers up to
approx. 4 m² 20 Nm



CODE	MANUAL	VOLTAGE	PRICE
SF230A	On-Off	230 VAC	904,80 €
SF230A-S2	On-Off	230 VAC	988,60 €
SF24A	On-Off	24 VAC/DC	904,80 €
SF24A-S2	On-Off	24 VAC/DC	988,60 €
SF24A-SR	proportional	24 VAC/DC	868,20 €
SF24A-SR-S2	proportional	24 VAC/DC	929,80 €

EF
for dampers up to
approx. 6 m² 30 Nm



CODE	MANUAL	VOLTAGE	PRICE
EF230A	On-Off	230 VAC	1.685,40 €
EF230A-S2	On-Off	230 VAC	1.792,60 €
EF24A	On-Off	24 VAC/DC	1.468,30 €
EF24A-S2	On-Off	24 VAC/DC	1.572,90 €
EF24A-SR	proportional	24 VAC/DC	1.714,90 €
EF24A-SR-S2	proportional	24 VAC/DC	1.822,00 €



R-CVAV

DESCRIPTION CODE	CODE	EXAMPLE
FLOW REGULATOR:	R-CVAV-DØ	Ex. R-CVAV-D160
FLOW REGULATOR ISOLATO:	R-CVAVZ-DØ	Ex. R-CVAVZ-D160

DESCRIPTION

The variable value flow regulator for circular duct RCVAV allows the regulation of air flow. Airtight damper with a measuring device and an electric actuator.

The actuator rotates the damper blade which is equipped with a rubber gasket. Depending on the project requirements RCVAV can be controlled through temperature sensors, air quality sensors, or pressure sensors placed in a room or on ventilation ducts.

FEATURES




- Structure material: galvanized steel sheet.
- Blade: steel.
- Measuring device and electric actuator.

INSTALLATION

On ventilation ducts.

USE

In supply or in expulsion in ventilation systems.

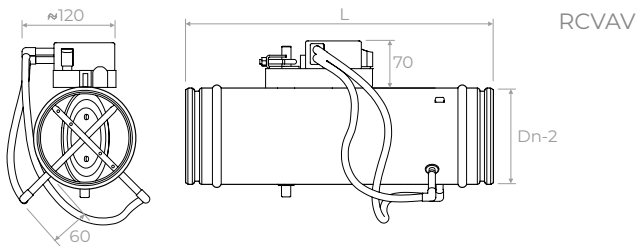
				
DIAMETER Ø (MM)	ACTUATOR		R-CVAV	R-CVAVZ
100	R-LMV-D3-MP R-227V-024-5 R-227VM-024-5	600,00 € 531,30 € 534,30 €	184,30 €	374,50 €
125			186,40 €	384,80 €
160			198,50 €	400,00 €
200			213,80 €	416,80 €
250			227,60 €	432,10 €
315			238,20 €	462,60 €
355			265,70 €	481,00 €
400			290,10 €	514,50 €
500	R-NMV-D3-MP R-227V-024-10 R-227VM-024-10	726,70 € 641,20 € 647,30 €	343,60 €	580,10 €
630			381,70 €	624,40 €

TECHNICAL DATA

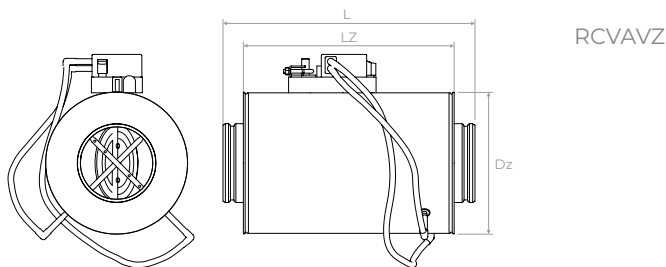
V (m/s): speed.
Q m³/h: air flow.

Model	V min m ³ /h	V max m ³ /h
100	57	283
125	88	442
160	145	723
200	226	1,130
250	353	1,766
315	561	2,804
400	904	4,522
500	1,413	7,065
630	2,243	11,216

DIMENSIONS

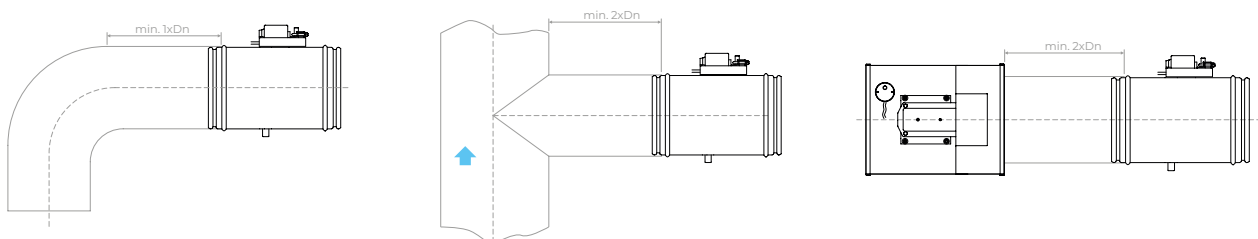


MODEL	RCVAV	
	ØDn	L mm
100	98	400
125	123	400
160	158	400
200	198	400
250	248	500
315	313	600
400	398	600
500	498	750
630	628	850



MODEL	RCVAVZ		
	ØDz	L mm	Lz mm
100	198	400	330
125	223	400	330
160	258	400	330
200	298	400	330
250	348	500	430
315	413	600	530
400	498	600	530
500	598	750	680
630	728	850	780

INSTALLATION: to avoid errors in measuring the flow, follow these installation rules.





R-RVAVS

DESCRIPTION CODE	CODE	EXAMPLE
RECTANGULAR SINGLE-BLADE FLOW REGULATOR:	R-RVAVS-LXH	Ex. R-RVAVS-200X300
INSULATED RECTANGULAR SINGLE-BLADE FLOW REGULATOR:	R-RVAVZS-LXH	Ex. R-RVAVZS-200X300
RECTANGULAR MULTI-BLADE FLOW REGULATOR:	R-RVAVM-LXH	Ex. R-RVAVM-400X600
INSULATED RECTANGULAR MULTI-BLADE FLOW REGULATOR:	R-RVAVZM-LXH	Ex. R-RVAVZM-400X600

DESCRIPTION

The variable value flow regulator for rectangular duct.

Allows the regulation of air flow in supply or expulsion.

Depending on the project requirements RRVAVS can be controlled through temperature sensors, air quality sensors, or pressure sensors placed in a room or on ventilation ducts.

INSTALLATION

On ventilation ducts.

FEATURES

- Structure material: galvanized steel sheet.
- Blade material: aluminium.
- Measuring device and electric actuator.

USE

In supply or in expulsion in ventilation systems.

ACTUATOR CODE	PRICE
R-LMV-D3-MP	600,00 €
R-NMV-D3-MP	726,70 €
R-227V-024-5	531,30 €
R-227V-024-10	641,20 €
R-227VM-024-5	534,30 €
R-227VM-024-10	647,30 €

R-RVAVS

LENGTH (mm)	HEIGHT (mm)		
	100	200	300
200	287,30 €	349,60 €	416,80 €
300	310,00 €	361,90 €	427,50 €
400	323,70 €	375,60 €	445,80 €
500	329,90 €	389,40 €	458,00 €
600	349,60 €	409,20 €	471,80 €
700	366,40 €	423,00 €	476,30 €
800	377,10 €	447,40 €	481,00 €

R-RVAVZS

LENGTH (mm)	HEIGHT (mm)		
	100	200	300
200	482,50 €	538,90 €	636,60 €
300	490,10 €	554,20 €	644,30 €
400	506,90 €	569,40 €	653,40 €
500	514,50 €	586,20 €	665,60 €
600	538,90 €	609,20 €	677,90 €
700	566,40 €	626,00 €	685,50 €
800	595,40 €	641,20 €	696,10 €

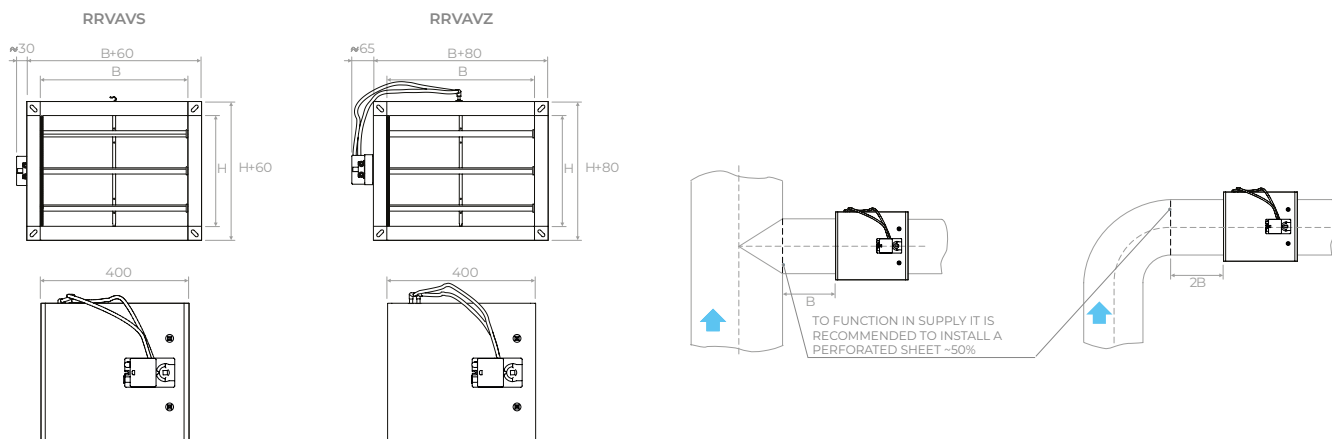
R-RVAVM

LENGTH (mm)	HEIGHT (mm)									
	100	200	300	400	500	600	700	800	900	1000
200	508,70 €	561,50 €	600,10 €	648,00 €	706,40 €	736,90 €	759,60 €	799,20 €	851,10 €	874,50 €
300	521,80 €	581,40 €	623,30 €	666,20 €	759,60 €	782,40 €	797,60 €	843,20 €	873,60 €	896,40 €
400	528,40 €	594,60 €	637,40 €	682,70 €	797,60 €	835,60 €	858,30 €	875,20 €	898,30 €	952,50 €
500	541,70 €	614,30 €	660,60 €	693,50 €	812,50 €	862,10 €	888,70 €	904,00 €	942,00 €	987,50 €
600	561,50 €	640,80 €	680,40 €	726,60 €	832,30 €	873,90 €	919,10 €	927,40 €	1.010,30 €	1.055,80 €
700	577,40 €	660,60 €	693,50 €	746,40 €	847,10 €	885,80 €	927,40 €	945,30 €	1.034,40 €	1.076,70 €
800	594,60 €	696,60 €	733,20 €	769,30 €	863,30 €	897,70 €	945,30 €	964,70 €	1.055,20 €	1.130,20 €
900	654,70 €	740,10 €	759,70 €	787,70 €	887,50 €	917,20 €	951,20 €	977,60 €	1.082,00 €	1.168,20 €
1000	728,70 €	760,50 €	794,30 €	826,30 €	906,20 €	947,90 €	964,30 €	1.017,20 €	1.124,20 €	1.238,10 €

R-RVAVZM

LENGTH (mm)	HEIGHT (mm)									
	100	200	300	400	500	600	700	800	900	1000
200	729,30 €	792,60 €	864,60 €	894,70 €	984,40 €	1.021,00 €	1.048,30 €	1.101,40 €	1.128,40 €	1.179,80 €
300	745,20 €	816,40 €	873,90 €	923,90 €	1.048,30 €	1.075,70 €	1.093,80 €	1.148,50 €	1.173,90 €	1.212,40 €
400	753,00 €	832,30 €	883,50 €	927,40 €	1.070,00 €	1.109,70 €	1.166,70 €	1.197,10 €	1.254,50 €	1.296,00 €
500	768,80 €	856,10 €	911,60 €	951,20 €	1.093,80 €	1.136,70 €	1.192,20 €	1.248,60 €	1.294,30 €	1.349,00 €
600	792,60 €	887,80 €	935,30 €	990,80 €	1.117,60 €	1.154,30 €	1.234,30 €	1.268,20 €	1.325,70 €	1.431,10 €
700	850,80 €	911,60 €	951,20 €	1.014,60 €	1.143,30 €	1.167,10 €	1.249,30 €	1.320,30 €	1.337,60 €	1.474,10 €
800	903,60 €	957,70 €	998,70 €	1.077,00 €	1.166,10 €	1.185,00 €	1.257,30 €	1.339,60 €	1.382,10 €	1.530,70 €
900	936,60 €	981,20 €	1.020,90 €	1.101,70 €	1.193,90 €	1.214,70 €	1.266,20 €	1.363,40 €	1.447,50 €	1.567,80 €
1000	993,50 €	1.025,90 €	1.054,30 €	1.130,50 €	1.220,70 €	1.244,40 €	1.299,90 €	1.396,00 €	1.512,90 €	1.649,60 €

DIMENSIONS





RPCM

DESCRIPTION CODE	CODE	EXAMPLE
DIAPHRAGM REGULATOR Ø80	RPCM-Ø	Ex. RPCM-80
DIAPHRAGM REGULATOR 15 TO 50 m³/h	RPCM-Ø-A	Ex. RPCM-100-A
DIAPHRAGM REGULATOR 50 TO 100 m³/h	RPCM-Ø-B	Ex. RPCM-100-B
DIAPHRAGM REGULATOR 100 TO 180 m³/h	RPCM-Ø-C	Ex. RPCM-150-C
DIAPHRAGM REGULATOR 180 TO 300 m³/h	RPCM-Ø-D	Ex. RPCM-150-D
DIAPHRAGM REGULATOR 300 TO 500 m³/h	RPCM-Ø-E	Ex. RPCM-200-E

DESCRIPTION

Circular diaphragm regulator with constant flow. Maintains a constant flow within a pressure range of 50 to 250 Pa.

FEATURES







- Regulation module in PVC placed in a plastic sleeve, with sealing gasket.
- The regulating element consists of a PVC blade with a balancing spring and a damping piston.

INSTALLATION

Installation inside vertical or horizontal ducts by interlocking.

USE

Air conditioning and ventilation systems in extraction and intake.

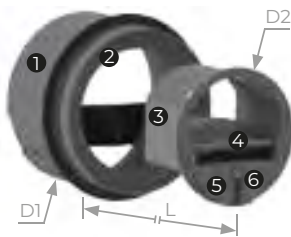
						
DIAMETER Ø (mm)		A	B	C	D	E
80	38,50 €	-	-	-	-	-
100	-	46,60 €	46,60 €	-	-	-
125	-	52,80 €	52,80 €	52,80 €	-	-
150	-	78,30 €	78,30 €	78,30 €	78,30 €	-
160	-	78,30 €	78,30 €	78,30 €	78,30 €	-
200	-	117,70 €	117,70 €	117,70 €	117,70 €	117,70 €
250	-	151,90 €	151,90 €	151,90 €	151,90 €	173,80 €

TECHNICAL DATA

Q m³/h: air flow rate.

Model	regulation step m ³ /h	Q m ³ /h		Model	regulation step m ³ /h	Q m ³ /h	
		min.	max.			min.	max.
RPCM80	2.5	15	50	RPCM-160-C	5	100	180
RPC-M100-A	2.5	15	50	RPCM-160-D	5	180	300
RPCM-100-B	5	50	100	RPCM-200-A	2.5	15	50
RPCM-125-A	2.5	15	50	RPCM-200-B	5	50	100
RPCM-125-B	5	50	100	RPCM-200-C	5	100	180
RPCM-125-C	5	100	180	RPCM-200-D	5	180	300
RPCM-150-A	2.5	15	50	RPCM-200-E	10	300	500
RPCM-150-B	5	50	100	RPCM-250-A	5	50	100
RPCM-150-C	5	100	180	RPCM-250-B	5	100	180
RPCM-150-D	5	180	300	RPCM-250-C	5	180	300
RPCM-160-A	2.5	15	50	RPCM-250-D	10	300	500
RPCM-160-B	5	50	100	RPCM-250-E	25	450	750

DIMENSIONS



- 1 Sleeve with gasket
- 2 Adapter (according to air flow)
- 3 Regulator casing
- 4 Regulator
- 5 Air flow setting
- 6 Screw to secure the air flow

MODEL	RPCM		
	ØD1	ØD2	L mm
80	76	76	55
100	96	93	70



MODEL	RPCM		
	ØD1	ØD2	L mm
125	120	117	86
150	145	148	91
160	145	148	91
200	190	195	91
250	235	245	120



S-SO

DESCRIPTION CODE	CODE	EXAMPLE
CIRCULAR SILENCER WITHOUT FERRULE:	S-SO-DØXL	Ex. S-SO-200X250
CIRCULAR SILENCER WITH FERRULE:	S-SOO-DØXL	Ex. S-SOO-315X500

DESCRIPTION

Circular silencer with or without ferrule.

FEATURES









- Material: Case in galvanized steel.
- Insulation in 70 kg/mc mineral wool.
- Insulation thickness:
 - 50 mm ($\varnothing < 300$ mm)
 - 100 mm ($\varnothing \geq 300$ mm).







INSTALLATION

Plug-in mounting.

USE

Air conditioning and ventilation systems.

							
DIAMETER Ø (mm)	L. (mm)	S-SO	S-SOO	DIAMETER Ø (mm)	L. (mm)	S-SO	S-SOO
200	250	500,60 €	964,90 €	355	500	807,90 €	1.375,90 €
225	250	515,20 €	990,10 €	400	500	853,90 €	1.445,80 €
250	250	530,10 €	1.020,00 €	450	500	907,80 €	1.525,50 €
280	250	548,00 €	1.051,60 €	500	500	958,60 €	1.607,70 €
315	250	570,10 €	1.088,90 €	560	500	1.028,80 €	1.706,80 €
355	250	656,70 €	1.189,30 €	630	500	1.108,40 €	1.829,10 €
400	250	689,10 €	1.242,50 €	710	500	1.206,30 €	1.972,10 €
450	250	727,80 €	1.303,60 €	800	500	1.315,20 €	2.130,20 €
500	250	778,70 €	1.383,10 €	900	500	1.444,30 €	2.317,90 €
560	250	827,10 €	1.459,90 €	1000	500	1.572,80 €	2.505,80 €
630	250	885,60 €	1.551,80 €	200	750	629,40 €	1.138,20 €
710	250	959,40 €	1.660,70 €	225	750	660,00 €	1.182,90 €
800	250	1.041,30 €	1.789,50 €	250	750	686,50 €	1.223,60 €
900	250	1.135,10 €	1.934,90 €	280	750	733,70 €	1.288,70 €
1000	250	1.234,40 €	2.081,50 €	315	750	771,00 €	1.351,30 €
200	500	566,90 €	1.051,20 €	355	750	943,70 €	1.542,60 €
225	500	587,70 €	1.088,80 €	400	750	1.004,00 €	1.633,40 €
250	500	607,90 €	1.122,10 €	450	750	1.076,70 €	1.737,20 €
280	500	633,20 €	1.162,50 €	500	750	1.141,90 €	1.832,80 €
315	500	662,90 €	1.210,50 €	560	750	1.231,10 €	1.957,90 €

											
DIAMETER Ø (mm)	L. (mm)	S-SO		S-SOO		DIAMETER Ø (mm)	L. (mm)	S-SO		S-SOO	
630	750	1.331,70 €		2.106,30 €		355	1250	1.215,20 €		1.884,80 €	
710	750	1.453,60 €		2.278,80 €		400	1250	1.306,80 €		2.009,60 €	
800	750	1.593,00 €		2.475,80 €		450	1250	1.405,50 €		2.149,90 €	
900	750	1.752,10 €		2.699,50 €		500	1250	1.505,50 €		2.286,50 €	
1000	750	1.911,30 €		2.928,90 €		560	1250	1.630,10 €		2.456,20 €	
200	1000	696,30 €		1.225,20 €		630	1250	1.776,40 €		2.660,60 €	
225	1000	728,00 €		1.277,10 €		710	1250	1.946,10 €		2.895,90 €	
250	1000	779,80 €		1.341,20 €		800	1250	2.172,30 €		3.192,30 €	
280	1000	818,10 €		1.403,90 €		900	1250	2.391,10 €		3.495,00 €	
315	1000	863,80 €		1.472,10 €		1000	1250	2.619,40 €		3.799,30 €	
355	1000	1.079,50 €		1.713,80 €		200	1500	910,30 €		1.674,20 €	
400	1000	1.153,10 €		1.821,90 €		225	1500	959,10 €		1.745,70 €	
450	1000	1.241,20 €		1.943,60 €		250	1500	1.004,50 €		1.817,50 €	
500	1000	1.326,00 €		2.061,50 €		280	1500	1.063,30 €		1.903,50 €	
560	1000	1.428,00 €		2.209,70 €		315	1500	1.127,70 €		2.003,20 €	
630	1000	1.554,20 €		2.383,90 €		355	1500	1.433,20 €		2.344,10 €	
710	1000	1.700,00 €		2.585,20 €		400	1500	1.542,40 €		2.494,20 €	
800	1000	1.866,30 €		2.820,30 €		450	1500	1.663,60 €		2.661,20 €	
900	1000	2.083,60 €		3.113,70 €		500	1500	1.778,90 €		2.823,10 €	
1000	1000	2.277,40 €		3.375,70 €		560	1500	1.925,60 €		3.028,80 €	
200	1250	778,70 €		1.327,70 €		630	1500	2.097,70 €		3.271,00 €	
225	1250	815,80 €		1.386,80 €		710	1500	2.324,60 €		3.577,90 €	
250	1250	853,10 €		1.447,00 €		800	1500	2.556,10 €		3.895,50 €	
280	1250	903,30 €		1.513,90 €		900	1500	2.817,10 €		4.256,50 €	
315	1250	957,30 €		1.597,50 €		1000	1500	3.082,70 €		4.616,70 €	

TECHNICAL DATA

Selection of a silencer without ferrule.

S-SO		Pressure drop in duct only							
Air flow rate	3450 m ³ /h								
Diameter	400 mm								
Length	800 mm								
Frontal area	0.12 mq								
Frontal speed	8 m/s								
Pressure drop	3 Pa								
Attenuation	63 Hz	125	250	500	1000	2000	4000	8000	
	1 dB(A)	3	6	14	16	7	2	2	

Selection of a silencer with ferrule.

S-SOO		Pressure drop in duct only							
Air flow rate	11150 m ³ /h								
Diameter	630 mm								
Length	630 mm								
Frontal area	0.31 mq								
Frontal speed	10 m/s								
Pressure drop	69 Pa								
Attenuation	63 Hz	125	250	500	1000	2000	4000	8000	
	1 dB(A)	2	5	11	15	12	9	7	

TECHNICAL DATA

WITHOUT FERRULE

Diameter (mm)	Length (mm)	dB Frequency Hz							
		63	125	250	500	1000	2000	4000	8000
250	1 x d	1	1	2	6	13	6	2	3
	1.5 x d	1	2	4	8	15	8	3	3
	2 x d	1	2	5	10	17	9	4	3
315	1 x d	1	1	3	6	12	6	2	2
	1.5 x d	1	2	4	9	14	7	2	2
	2 x d	1	2	5	12	16	8	3	3
355	1 x d	1	1	3	7	12	5	1	2
	1.5 x d	1	2	4	10	14	6	2	2
	2 x d	1	3	6	13	16	8	3	2
400	1 x d	1	1	3	7	12	5	1	2
	1.5 x d	1	2	4	11	14	6	2	2
	2 x d	1	3	6	14	16	7	2	2
450	1 x d	1	1	3	8	12	5	1	2
	1.5 x d	1	2	5	11	14	6	2	2
	2 x d	1	3	6	15	16	7	2	2
500	1 x d	1	1	3	8	11	4	1	2
	1.5 x d	1	2	5	12	14	6	2	2
	2 x d	1	3	7	16	16	7	2	2
560	1 x d	0	1	3	9	11	4	1	1
	1.5 x d	1	2	5	13	14	5	1	2
	2 x d	1	3	7	17	17	7	2	2
630	1 x d	0	1	4	10	11	4	1	1
	1.5 x d	1	2	6	14	14	5	1	2
	2 x d	1	3	8	19	17	7	2	2
710	1 x d	0	1	4	10	11	4	1	1
	1.5 x d	1	2	6	15	14	5	1	1
	2 x d	1	3	8	20	17	6	2	2
800	1 x d	0	1	4	11	11	4	1	1
	1.5 x d	1	2	6	16	14	5	1	1
	2 x d	1	3	9	22	17	6	1	2
900	1 x d	0	1	4	12	11	3	1	1
	1.5 x d	1	2	7	18	15	5	1	1
	2 x d	1	3	9	24	18	6	1	2
1000	1 x d	0	1	5	13	11	3	0	1
	1.5 x d	1	2	7	19	15	5	1	1
	2 x d	1	3	10	25	18	6	1	1

WITH FERRULE

Diameter (mm)	Length (mm)	dB Frequency Hz							
		63	125	250	500	1000	2000	4000	8000
250	1 x d	0	2	5	9	5	6	11	13
	1.5 x d	0	3	6	11	10	11	15	15
	2 x d	1	3	7	13	15	16	18	17
315	1 x d	0	2	5	9	7	7	10	11
	1.5 x d	1	3	6	12	13	13	14	13
	2 x d	1	4	8	14	19	19	18	15
355	1 x d	1	2	5	9	8	8	10	11
	1.5 x d	2	3	6	12	15	14	14	12
	2 x d	2	4	8	15	21	20	17	14
400	1 x d	1	2	5	10	9	9	10	10
	1.5 x d	2	3	6	13	16	15	13	12
	2 x d	2	4	8	16	24	22	17	13
450	1 x d	1	2	5	10	10	10	9	9
	1.5 x d	2	3	7	13	18	16	13	11
	2 x d	2	4	8	16	26	23	17	13
500	1 x d	1	2	5	10	12	11	9	8
	1.5 x d	2	3	7	14	20	18	13	10
	2 x d	2	4	9	17	28	25	17	12
560	1 x d	1	2	5	11	13	12	9	8
	1.5 x d	2	3	7	14	22	19	13	10
	2 x d	3	4	9	18	31	26	17	12
630	1 x d	1	2	5	11	15	12	9	7
	1.5 x d	2	3	7	15	24	20	13	9
	2 x d	3	5	9	19	34	28	17	11
710	1 x d	1	2	5	12	16	13	9	7
	1.5 x d	2	4	8	16	27	22	13	9
	2 x d	3	5	10	20	37	30	17	11
800	1 x d	1	2	6	12	18	14	9	7
	1.5 x d	2	4	8	17	29	23	13	8
	2 x d	3	5	10	22	40	31	17	10
900	1 x d	1	2	6	13	20	15	9	6
	1.5 x d	2	4	8	18	32	24	13	8
	2 x d	3	5	11	23	44	33	17	10
1000	1 x d	2	3	6	13	22	16	9	6
	1.5 x d	2	4	9	19	35	26	13	8
	2 x d	3	5	11	24	47	35	17	10

Pressure drop - silencer WITHOUT FERRULE

Diameter (mm)	Length (mm)	Pa									
		Frontal speed V_f (m/s)									
		2	3	4	5	6	7	8	9	10	
250	1 x d	0	0	1	1	1	2	2	3	4	
	1.5 x d	0	1	1	1	2	3	4	5	6	
	2 x d	0	1	1	2	3	4	5	6	8	
315	1 x d	0	0	0	1	1	1	2	2	3	
	1.5 x d	0	0	1	1	2	2	3	4	5	
	2 x d	0	1	1	2	2	3	4	5	6	
355	1 x d	0	0	0	1	1	1	2	2	3	
	1.5 x d	0	0	1	1	1	2	3	3	4	
	2 x d	0	0	1	1	2	3	3	4	5	
400	1 x d	0	0	0	1	1	1	2	2	2	
	1.5 x d	0	0	1	1	1	2	2	3	4	
	2 x d	0	0	1	1	2	2	3	4	5	
450	1 x d	0	0	0	1	1	1	1	2	2	
	1.5 x d	0	0	1	1	1	2	2	3	3	
	2 x d	0	0	1	1	2	2	3	3	4	
500	1 x d	0	0	0	0	1	1	1	2	2	
	1.5 x d	0	0	0	1	1	1	2	2	3	
	2 x d	0	0	1	1	1	2	2	3	4	
560	1 x d	0	0	0	0	1	1	1	1	2	
	1.5 x d	0	0	0	1	1	1	2	2	3	
	2 x d	0	0	1	1	1	2	2	3	3	
630	1 x d	0	0	0	0	1	1	1	1	2	
	1.5 x d	0	0	0	1	1	1	1	2	2	
	2 x d	0	0	0	1	1	1	2	2	3	
710	1 x d	0	0	0	0	0	1	1	1	1	
	1.5 x d	0	0	0	1	1	1	1	2	2	
	2 x d	0	0	0	1	1	1	2	2	3	
800	1 x d	0	0	0	0	0	1	1	1	1	
	1.5 x d	0	0	0	0	1	1	1	1	2	
	2 x d	0	0	0	1	1	1	2	2	2	
900	1 x d	0	0	0	0	0	1	1	1	1	
	1.5 x d	0	0	0	0	1	1	1	1	2	
	2 x d	0	0	0	1	1	1	1	2	2	
1000	1 x d	0	0	0	0	0	0	1	1	1	
	1.5 x d	0	0	0	0	1	1	1	1	1	
	2 x d	0	0	0	0	1	1	1	2	2	

Pressure drop - silencer WITH FERRULE

Diameter (mm)	Length (mm)	Pa									
		Frontal speed V_f (m/s)									
		2	3	4	5	6	7	8	9	10	
250	1 x d	3	6	11	18	25	34	45	57	70	
	1.5 x d	3	7	13	20	28	38	50	63	78	
	2 x d	3	8	14	21	31	42	55	69	86	
315	1 x d	3	6	11	17	25	34	45	56	69	
	1.5 x d	3	7	12	19	28	38	49	63	77	
	2 x d	3	8	14	21	31	42	54	69	85	
355	1 x d	3	6	11	17	25	34	44	56	69	
	1.5 x d	3	7	12	19	28	38	49	62	77	
	2 x d	3	8	14	21	31	42	54	69	85	
400	1 x d	3	6	11	17	25	34	44	56	69	
	1.5 x d	3	7	12	19	28	38	49	62	77	
	2 x d	3	8	14	21	30	41	54	68	84	
450	1 x d	3	6	11	17	25	34	44	56	69	
	1.5 x d	3	7	12	19	28	38	49	62	77	
	2 x d	3	8	14	21	30	41	54	68	84	
500	1 x d	3	6	11	17	25	34	44	56	69	
	1.5 x d	3	7	12	19	28	38	49	62	76	
	2 x d	3	8	14	21	30	41	54	68	84	
560	1 x d	3	6	11	17	25	34	44	56	69	
	1.5 x d	3	7	12	19	28	37	49	62	76	
	2 x d	3	8	13	21	30	41	54	68	84	
630	1 x d	3	6	11	17	25	34	44	56	69	
	1.5 x d	3	7	12	19	27	37	49	62	76	
	2 x d	3	8	13	21	30	41	53	67	83	
710	1 x d	3	6	11	17	25	34	44	55	68	
	1.5 x d	3	7	12	19	27	37	49	61	76	
	2 x d	3	8	13	21	30	41	53	67	83	
800	1 x d	3	6	11	17	25	34	44	55	68	
	1.5 x d	3	7	12	19	27	37	48	61	76	
	2 x d	3	8	13	21	30	41	53	67	83	
900	1 x d	3	6	11	17	25	33	44	55	68	
	1.5 x d	3	7	12	19	27	37	48	61	75	
	2 x d	3	7	13	21	30	40	53	67	82	
1000	1 x d	3	6	11	17	25	33	44	55	68	
	1.5 x d	3	7	12	19	27	37	48	61	75	
	2 x d	3	7	13	21	30	40	53	67	82	

DIMENSIONS





DOWNLOAD PRICE UPDATE

SRAF25

DESCRIPTION CODE	CODE	EXAMPLE
SILENCER FLEXIBLE:	SRAF25-Ø-L	Ex. SRAF25-125-1000

DESCRIPTION

Flexible silencer for circular ducts, 25 mm insulation. Curvature radius equal to 3 times the diameter.

INSTALLATION









Plug-in mounting.

FEATURES

- Material: outer aluminium sheet with acoustic insulation in mineral wool.
- Non-flammable in accordance with DIN 4102 class A1, resistant to 200 °C.

USE

Air conditioning and ventilation systems.

 DIAMETER Ø (mm)	 L. (mm)	 ATTENUATION A 250 HZ DB[A]	 SRAF25	 DIAMETER Ø (mm)	 L. (mm)	 ATTENUATION A 250 HZ DB[A]	 SRAF25
80	500	5	84,00 €	80	1500	15	154,70 €
100	500	4	93,00 €	100	1500	12	175,50 €
125	500	4	108,10 €	125	1500	12	207,40 €
140	500	3.5	110,10 €	140	1500	10.5	213,30 €
150	500	3	118,00 €	150	1500	9	231,20 €
160	500	2	127,50 €	160	1500	6	237,20 €
180	500	2	135,90 €	180	1500	6	266,00 €
200	500	2	157,20 €	200	1500	6	293,50 €
224	500	2	174,80 €	224	1500	6	316,30 €
250	500	2	186,70 €	250	1500	6	369,50 €
280	500	2	226,80 €	280	1500	6	446,30 €
300	500	1.5	229,00 €	300	1500	4.5	453,40 €
315	500	1.5	234,10 €	315	1500	4.5	471,10 €
355	500	1.5	278,90 €	355	1500	4.5	559,40 €
400	500	1.5	347,10 €	400	1500	4.5	662,10 €
80	1000	10	111,80 €	80	2000	20	199,40 €
100	1000	8	132,80 €	100	2000	16	228,40 €
125	1000	8	152,70 €	125	2000	16	268,30 €
140	1000	7	182,30 €	140	2000	14	275,60 €
150	1000	6	182,30 €	150	2000	12	297,70 €
160	1000	4	182,30 €	160	2000	8	304,40 €
180	1000	4	228,20 €	180	2000	8	340,40 €
200	1000	4	228,20 €	200	2000	8	319,00 €
224	1000	4	274,10 €	224	2000	8	401,70 €
250	1000	4	274,10 €	250	2000	8	470,20 €
280	1000	4	321,80 €	280	2000	8	561,10 €
300	1000	3	321,80 €	300	2000	6	569,70 €
315	1000	3	335,90 €	315	2000	6	589,70 €
355	1000	3	369,20 €	355	2000	6	695,70 €
400	1000	3	414,40 €	400	2000	6	805,10 €



DOWNLOAD PRICE UPDATE

SRAF50

DESCRIPTION CODE	CODE	EXAMPLE
SILENCER FLEXIBLE:	SRAF50-Ø-L	Ex. SRAF50-150-1000

DESCRIPTION

Flexible silencer for circular ducts, 50 mm insulation. Curvature radius equal to 3 times the diameter.

INSTALLATION









Plug-in mounting.


FEATURES

- Material: outer aluminium sheet with acoustic insulation in mineral wool.
- Non-flammable in accordance with DIN 4102 class A1, resistant to 200 °C.

USE

Air conditioning and ventilation systems.

 DIAMETER Ø (mm)	 L. (mm)	 ATTENUATION A 250 HZ DB[A]	 SRAF50	 DIAMETER Ø (mm)	 L. (mm)	 ATTENUATION A 250 HZ DB[A]	 SRAF50
80	500	9.5	102,50 €	80	1500	28.5	197,90 €
100	500	8	111,80 €	100	1500	24	223,50 €
125	500	6.5	129,70 €	125	1500	19.5	253,40 €
140	500	5.5	139,00 €	140	1500	16.5	282,10 €
150	500	5	143,00 €	150	1500	15	286,50 €
160	500	5	144,90 €	160	1500	15	287,60 €
180	500	4.5	176,30 €	180	1500	13.5	336,70 €
200	500	4.5	179,10 €	200	1500	13.5	354,60 €
224	500	4.5	214,50 €	224	1500	13.5	415,90 €
250	500	4	235,70 €	250	1500	12	451,70 €
280	500	3.5	262,40 €	280	1500	10.5	539,80 €
300	500	3	273,80 €	300	1500	9	553,50 €
315	500	3	281,50 €	315	1500	9	555,20 €
355	500	3	349,60 €	355	1500	9	667,40 €
400	500	2.5	421,60 €	400	1500	7.5	795,00 €
80	1000	19	157,60 €	80	2000	39	255,70 €
100	1000	16	182,30 €	100	2000	32	293,20 €
125	1000	13	206,90 €	125	2000	26	310,60 €
140	1000	11	239,30 €	140	2000	22	362,00 €
150	1000	10	239,30 €	150	2000	20	367,80 €
160	1000	10	239,30 €	160	2000	20	369,50 €
180	1000	9	292,10 €	180	2000	18	425,00 €
200	1000	9	292,10 €	200	2000	18	453,70 €
224	1000	9	345,70 €	224	2000	18	525,50 €
250	1000	8	345,70 €	250	2000	16	567,10 €
280	1000	7	398,50 €	280	2000	14	678,30 €
300	1000	6	398,50 €	300	2000	12	693,80 €
315	1000	6	407,20 €	315	2000	12	787,80 €
355	1000	6	451,70 €	355	2000	12	892,90 €
400	1000	5	493,80 €	400	2000	10	1.038,80 €



MDF-25

DESCRIPTION CODE	CODE	EXAMPLE
FIRE DAMPER:	MDF-25-LXH	Ex. MDF-25-300X250

DESCRIPTION

Fire dampers CE marked certified UNI EN 15650, classified according to UNI EN 13501-3 and tested according to UNI EN 1366/2. Installable on ventilation ducts, they ensure a rapid interruption of the air flow in case of fire. With mechanical control and predisposition for electromagnet.

FEATURES


Enclosure in galvanized steel with intermediate thermal cut. Blade in fibrosilicate moved on rotation pins in steel housed in brass bushings. Provided with an external flange for connection to ducts and a thermal release device calibrated by default at 72 °C.

INSTALLATION

Installation inside vertical or horizontal ducts by interlocking.

USE

Air conditioning and ventilation systems.

 LENGTH (mm)	HEIGHT (mm)								
	200	250	300	350	400	450	500	550	600
100	320,70 €	329,00 €	337,00 €	345,30 €	353,60 €	363,80 €	374,10 €	384,40 €	394,80 €
150	325,50 €	334,00 €	342,20 €	350,50 €	358,90 €	369,30 €	379,90 €	390,30 €	400,80 €
200	330,50 €	339,00 €	347,40 €	355,90 €	364,50 €	375,00 €	385,70 €	396,30 €	407,00 €
250	336,90 €	346,10 €	355,50 €	364,80 €	373,90 €	385,40 €	396,60 €	407,70 €	419,10 €
300	343,20 €	353,30 €	363,40 €	373,50 €	383,70 €	395,40 €	407,30 €	419,20 €	431,20 €
350	349,70 €	360,20 €	370,80 €	381,60 €	392,10 €	404,50 €	416,80 €	429,40 €	441,90 €
400	356,10 €	367,20 €	378,20 €	389,20 €	400,40 €	413,50 €	426,70 €	439,80 €	452,60 €
450	362,50 €	373,90 €	385,70 €	397,20 €	408,90 €	422,70 €	436,30 €	450,00 €	463,50 €
500	368,80 €	380,90 €	393,00 €	405,40 €	417,40 €	403,60 €	446,00 €	460,40 €	474,50 €
550	375,20 €	387,80 €	400,60 €	413,40 €	426,00 €	440,90 €	455,70 €	470,70 €	485,70 €
600	381,80 €	394,80 €	408,10 €	421,40 €	434,50 €	450,30 €	465,70 €	481,20 €	496,80 €
650	390,10 €	404,10 €	418,10 €	431,90 €	445,90 €	462,30 €	478,70 €	495,10 €	511,30 €
700	398,70 €	413,40 €	427,80 €	442,40 €	457,20 €	474,30 €	491,60 €	508,90 €	525,90 €
750	407,20 €	422,50 €	437,70 €	453,10 €	468,50 €	486,50 €	504,60 €	522,50 €	540,50 €
800	415,70 €	431,70 €	447,60 €	463,80 €	479,80 €	498,70 €	517,50 €	536,40 €	555,20 €

TECHNICAL DATA

FIRE DAMPERS TESTED ACCORDING TO EN 1366-2 AND CLASSIFIED ACCORDING TO EN 13501-3

LEGEND

v_e = vertical installation

h_o = horizontal installation

$i \leftrightarrow o$ = side exposed to fire indifferent

Pa = Pascal

E = integrity

I = thermal insulation

S = smoke seal

M = manual reset command

SR = servomotor command

Resistance classifications		
	EI 120 S - 500 Pa	EI 90 S - 500 Pa
Aerated cellular concrete masonry, thickness 100 mm ($v_e i \leftrightarrow o$)	from 100x200 to 800x600 SR/M	from 100x200 to 800x600 SR/M

FS3

Thermal fuse



CODE	DESCRIPTION	PRICE
FS31-72	Copper mechanical thermal fuse, 72°	27,60 €
FS31-100	Copper mechanical thermal fuse, 95°	30,60 €

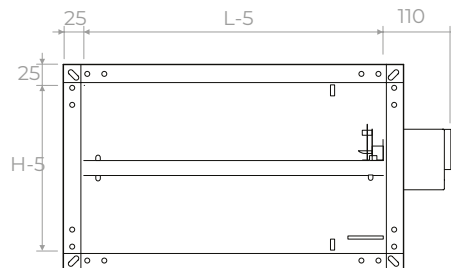
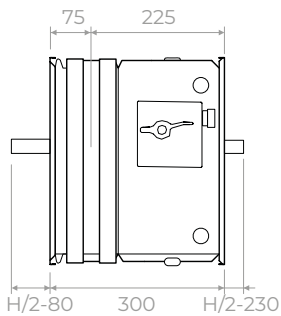
M


Magnet



CODE	DESCRIPTION	PRICE
ME-33	Excited 220V standard magnet	236,40 €
MD-34	De-energized 220V standard magnet	315,00 €
ME-35	Excited 24V standard magnet	236,40 €
MD-36	De-energized 24V standard magnet	315,00 €

DIMENSIONS





MDF-30

DESCRIPTION CODE	CODE	EXAMPLE
FIRE DAMPER:	MDF-30-LXH	Ex. MDF-30-850X400

DESCRIPTION

CE marked fire damper certified according to UNI EN 15650, classified according to UNI EN 13501-3 and tested according to UNI EN 1366/2. Guarantees a rapid interruption of air flow in case of fire. Can be actuated with an electromagnet or a mechanical reset thermal fuse.

FEATURES

Double casing in thick galvanized steel with intermediate thermal cut in fibrosilicate. Blade in fibrosilicate moved on rotation pins in steel housed in brass bushings. Provided with an external flange for connection to ducts and a thermal release device calibrated by default at 72 °C.

INSTALLATION

Installable on ventilation ducts.

USE

Air conditioning and ventilation systems.

LENGTH (mm)	HEIGHT (mm)													
	200	250	300	350	400	450	500	550	600	650	700	750	800	
200	336,20 €	345,00 €	353,40 €	362,10 €	370,80 €	381,60 €	392,40 €	403,10 €	414,00 €	427,00 €	439,90 €	452,80 €	466,00 €	
250	342,70 €	352,20 €	361,70 €	371,20 €	380,50 €	392,10 €	403,50 €	414,80 €	426,40 €	439,80 €	453,20 €	466,50 €	479,90 €	
300	349,20 €	359,50 €	369,80 €	380,10 €	390,40 €	402,40 €	414,40 €	426,60 €	438,70 €	452,40 €	466,30 €	480,10 €	494,00 €	
350	355,90 €	366,60 €	377,30 €	388,20 €	398,90 €	411,60 €	424,10 €	436,90 €	449,60 €	464,20 €	478,70 €	493,40 €	507,90 €	
400	362,30 €	373,60 €	384,80 €	396,10 €	407,40 €	420,70 €	434,10 €	447,40 €	460,50 €	475,90 €	491,20 €	506,60 €	522,00 €	
450	368,80 €	380,50 €	392,40 €	404,10 €	416,10 €	430,00 €	444,00 €	457,90 €	471,60 €	487,80 €	503,70 €	519,70 €	535,90 €	
500	375,30 €	387,50 €	399,90 €	412,50 €	424,70 €	439,30 €	453,90 €	468,40 €	482,70 €	499,50 €	516,30 €	533,10 €	549,80 €	
550	381,80 €	394,60 €	407,60 €	420,50 €	433,50 €	448,60 €	463,80 €	478,90 €	494,20 €	511,70 €	529,00 €	546,60 €	564,00 €	
600	388,40 €	401,70 €	415,20 €	428,80 €	442,10 €	458,10 €	473,80 €	489,60 €	505,60 €	523,70 €	541,90 €	560,10 €	578,30 €	
650	396,90 €	411,20 €	425,30 €	439,60 €	453,70 €	470,50 €	487,00 €	503,70 €	520,30 €	539,50 €	558,70 €	577,90 €	596,80 €	
700	405,60 €	420,50 €	435,20 €	450,20 €	465,20 €	482,50 €	500,10 €	517,70 €	535,00 €	555,20 €	575,40 €	595,70 €	615,70 €	
750	414,20 €	429,80 €	445,30 €	461,10 €	476,60 €	495,10 €	513,40 €	531,60 €	550,00 €	571,20 €	592,20 €	613,40 €	634,40 €	
800	423,00 €	439,30 €	455,40 €	471,80 €	488,20 €	507,30 €	526,60 €	545,70 €	565,00 €	586,90 €	609,00 €	631,20 €	653,20 €	
850	431,60 €	448,60 €	465,60 €	482,50 €	499,70 €	519,70 €	539,70 €	559,80 €	579,70 €	602,70 €	626,00 €	648,90 €	672,00 €	
900	440,10 €	457,90 €	475,70 €	493,40 €	511,00 €	532,00 €	552,90 €	573,70 €	594,70 €	618,70 €	642,80 €	666,60 €	690,60 €	
950	448,80 €	467,40 €	485,80 €	504,10 €	522,80 €	544,30 €	566,10 €	587,80 €	609,60 €	634,40 €	659,50 €	684,60 €	709,40 €	
1000	457,50 €	476,60 €	495,90 €	515,00 €	534,20 €	556,90 €	579,30 €	601,90 €	624,50 €	650,40 €	676,20 €	702,30 €	728,20 €	
1050	466,10 €	487,10 €	507,10 €	527,20 €	547,20 €	570,60 €	594,10 €	617,60 €	641,10 €	668,20 €	695,30 €	722,20 €	749,20 €	
1100	476,80 €	497,70 €	518,40 €	539,00 €	559,90 €	584,40 €	608,80 €	633,20 €	657,90 €	685,90 €	714,00 €	742,20 €	770,20 €	

LENGTH (mm)	HEIGHT (mm)												
	200	250	300	350	400	450	500	550	600	650	700	750	800
1150	487,50 €	509,40 €	531,00 €	552,60 €	574,30 €	599,70 €	625,40 €	650,80 €	676,20 €	705,60 €	735,10 €	764,30 €	793,70 €
1200	498,50 €	520,90 €	543,60 €	566,10 €	588,60 €	615,30 €	641,70 €	668,40 €	694,90 €	725,40 €	755,90 €	786,40 €	816,80 €
1250	509,20 €	532,70 €	556,00 €	579,50 €	602,90 €	630,60 €	658,30 €	685,70 €	713,40 €	745,20 €	777,10 €	808,80 €	840,50 €
1300	519,90 €	544,30 €	568,60 €	593,00 €	617,50 €	646,20 €	674,70 €	703,30 €	732,10 €	765,10 €	798,10 €	831,10 €	864,10 €
1350	530,80 €	556,00 €	581,30 €	606,60 €	631,90 €	661,50 €	691,20 €	720,90 €	750,60 €	784,70 €	818,90 €	853,20 €	887,40 €
1400	541,50 €	567,60 €	593,80 €	619,90 €	646,20 €	676,90 €	707,60 €	738,30 €	769,20 €	804,60 €	839,90 €	875,20 €	910,60 €
1450	552,20 €	579,30 €	606,40 €	633,50 €	660,50 €	692,20 €	724,10 €	755,90 €	787,80 €	824,40 €	860,90 €	897,50 €	934,10 €
1500	591,00 €	618,90 €	647,00 €	674,90 €	707,80 €	740,70 €	773,50 €	806,30 €	844,10 €	844,10 €	882,10 €	919,90 €	957,60 €

TECHNICAL DATA

FIRE DAMPERS TESTED ACCORDING TO EN 1366-2 AND CLASSIFIED ACCORDING TO EN 13501-3

LEGEND

v_o = vertical installation

h_o = horizontal installation

i ↔ o = side exposed to fire indifferent

Pa = Pascal

E = integrity

I = thermal insulation

S = smoke seal

M = manual reset command

SR = servomotor command

Resistance classifications

	EI 120 S - 300 Pa	EI 90 S - 300 Pa
Aerated cellular concrete masonry, thickness 150 mm (v _o , i ↔ o)	from 200x200 to 1200x800 SR/M	from 200x200 to 1200x800 SR/M

FS3

Thermal fuse



CODE	DESCRIPTION	PRICE
FS31-72	Copper mechanical thermal fuse, 72°	27,60 €
FS31-100	Copper mechanical thermal fuse, 95°	30,60 €

ME

switch



CODE	DESCRIPTION	PRICE
ME-40	Microswitch for OPEN - CLOSE signaling	59,10 €

M

Magnet



CODE	DESCRIPTION	PRICE
ME-33	Excited 220V standard magnet	236,40 €
MD-34	De-energized 220V standard magnet	315,00 €
ME-35	Excited 24V standard magnet	236,40 €
MD-36	De-energized 24V standard magnet	315,00 €

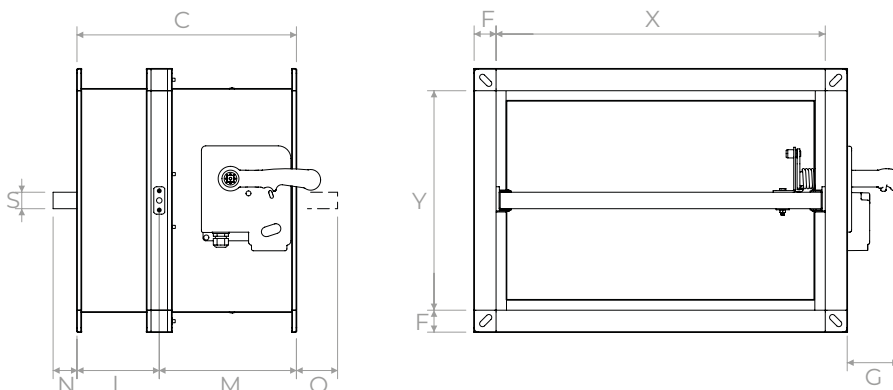
KS

bracket kit



CODE	DESCRIPTION	PRICE
S-KS1	Ceiling installation bracket kit MDF30 (4 PCS)	43,50 €
S-KS2	Wall installation bracket kit MDF30 (4 PCS)	22,60 €

MDF30									
X	Y	C	L	M	F	G	N	O	S
B	H	400	150	250	40	95	H/2-155	H/2-255	30





BTT-25

DESCRIPTION CODE	CODE	EXAMPLE
FIRE DAMPER (MECHANICAL COMMAND):	BTT-25-DØ	Ex. BTT-25-D150
FIRE DAMPER (SERVOMOTOR):	BTT-25M-DØ	Ex. BTT-25M-D150

DESCRIPTION

CE marked fire dampers certified according to UNI EN 15650, classified according to UNI EN 13501-3, and tested according to UNI EN 1366/2. Guarantees a rapid interruption of air flow in case of fire.

INSTALLATION

Installable on ventilation ducts.

ON REQUEST


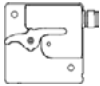
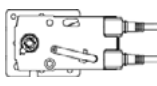
Flanged dampers.
Version with gaskets for duct connection.

FEATURES

Galvanized steel casing with intermediate thermal cut.
Blade in fibrosilicate moved on rotation pins in steel housed in brass bushings.
Provided with duct connection by insertion with a standard calibrated thermal release device at 72 °C.

USE

Air conditioning and ventilation systems.

		
DIAMETER Ø (mm)	BTT-25	BTT-25M
100	282,40 €	210,90 €
125	285,30 €	220,00 €
150	288,30 €	227,60 €
160	291,20 €	250,80 €
200	297,20 €	255,90 €
250	318,00 €	273,90 €
300	338,90 €	291,80 €
315	354,00 €	306,10 €

TECHNICAL DATA

FIRE DAMPERS TESTED ACCORDING TO EN 1366-2 AND CLASSIFIED ACCORDING TO EN 13501-3

LEGEND

v_e = vertical installation
 h_o = horizontal installation
 i ↔ o = side exposed to fire indifferent
 Pa = Pascal

E = integrity
 I = thermal insulation
 S = smoke seal
 M = manual reset command
 SR = servomotor command

Resistance classifications BTT25 and BTT25M			
	EI 120 S - 500 Pa	EI 90 S - 500 Pa	EI 60 S - 500 Pa
Aerated cellular concrete masonry, thickness 100 mm (v _e i ↔ o)	from DN 100 to DN 315 SR/M	from DN 100 to DN 315 SR/M	from DN 100 to DN 315 SR/M
Type F gypsum boards, thickness 100 mm (v _e i ↔ o)	from DN 100 to DN 315 SR/M	from DN 100 to DN 315 SR/M	from DN 100 to DN 315 SR/M
Aerated concrete ceiling, thickness 150 mm (h _o i ↔ o)	from DN 100 to DN 315 SR/M	from DN 100 to DN 315 SR/M	from DN 100 to DN 315 SR/M

BTT25

FS3
Thermal fuse



CODE	DESCRIPTION	PRICE
FS31-72	Copper mechanical thermal fuse, 72°	27,60 €
FS31-100	Copper mechanical thermal fuse, 95°	30,60 €

ME
switch



CODE	DESCRIPTION	PRICE
ME-40	Microswitch for OPEN - CLOSE signaling	59,10 €

BTT25M

BFL
BFL motor with thermal fuse



CODE	DESCRIPTION	PRICE
S-BFL24T	BTT25M 24V F. TRAVEL	464,20 €
S-BFL24TST	MOTOR BTT25M 24V SBS CONTR. F. TRAVEL	560,60 €
S-BFL230T	BTT25M 230V F. TRAVEL	496,30 €

All BFLs have No. 2 end-of-travel signaling contacts.
 BFL...ST versions have pre-wired plugs for SBS-Control system

BKS
control unit



CODE	DESCRIPTION	PRICE
S-BKS241B	Control and communication unit for a damper to be installed in the control panel. Connection to BKN with a 2-wire line.	906,30 €

BKN
control power supply



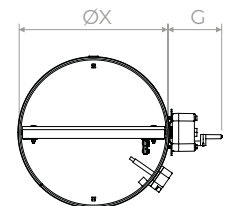
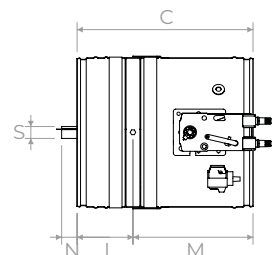
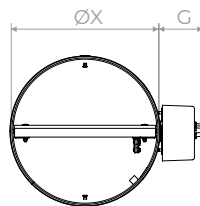
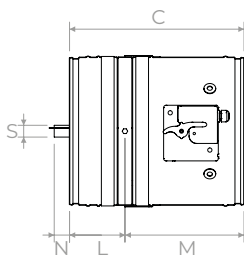
CODE	DESCRIPTION	PRICE
S-BKN23024	Power and communication unit to be installed on the fire damper. Connection to the panel with a 2-wire line.	461,60 €

BKS2
control unit



CODE	DESCRIPTION	PRICE
S-BKS249A	Control and communication unit for groups of up to nine dampers, to be installed in the control panel. Connection to each BKN with a 2-wire line.	1212,30 €

DIMENSIONS



BTT25						
X	C	L	M	G	N	S
D-2	370	117.5	252.5	94	Ø/2-125	25

BTT25M						
X	C	L	M	G	N	S
D-2	370	117.5	252.5	115	Ø/2-125	25



DOWNLOAD PRICE UPDATE

BTT-30

DESCRIPTION CODE	CODE	EXAMPLE
FIRE DAMPER:	BTT-30-DØ	Ex. BTT-30-D400

DESCRIPTION

CE marked fire damper certified according to UNI EN 15650, classified according to UNI EN 13501-3 and tested according to UNI EN 1366/2. Guarantees a rapid interruption of air flow in case of fire.

INSTALLATION

Installable on ventilation ducts.

ON REQUEST



Flanged dampers.
Version with gaskets for duct connection.

FEATURES

Thick galvanized steel casing with intermediate thermal cut. Blade in fibrosilicate moved on rotation pins in steel housed in brass bushings. Provided with duct connection by insertion with a standard calibrated thermal release device at 72 °C.

USE

Air conditioning and ventilation systems.

 DIAMETER Ø (mm)	 BTT-30
200	380,70 €
250	405,80 €
300	423,70 €
315	451,60 €
355	493,50 €
400	533,50 €
500	574,90 €
560	633,40 €
600	842,60 €
630	874,60 €
710	966,90 €
800	1.076,20 €

TECHNICAL DATA

FIRE DAMPER TESTED ACCORDING TO EN 1366-2 AND CLASSIFIED ACCORDING TO EN 13501-3

LEGEND

v_e = vertical installation

h_o = horizontal installation

i ↔ o = side exposed to fire indifferent

Pa = Pascal

E = integrity

I = thermal insulation

S = smoke seal

M = manual reset command

SR = servomotor command

Resistance classifications	
EI 120 S - 500 Pa	
Masonry in full plastered bricks, thickness 150 mm (v _e i ↔ o)	from DN 200 to DN 800 SR/M
Reinforced concrete ceiling, thickness 150 mm (h _o i ↔ o) Necessary use of bracket kit KS1	from DN 200 to DN 800 SR/M
Type F gypsum boards, thickness 100 mm (v _e i ↔ o) Necessary use of bracket kit KS2	from DN 200 to DN 630 SR/M

FS3 Thermal fuse



CODE	DESCRIPTION	PRICE
FS31-72	Copper mechanical thermal fuse, 72°	27,60 €
FS31-100	Copper mechanical thermal fuse, 95°	30,60 €

ME switch



CODE	DESCRIPTION	PRICE
ME-40	Microswitch for OPEN - CLOSE signaling	59,10 €

M Magnet



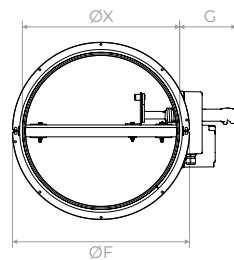
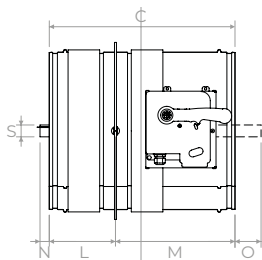
CODE	DESCRIPTION	PRICE
ME-33	Excited 220V standard magnet	236,40 €
MD-34	De-energized 220V standard magnet	315,00 €
ME-35	Excited 24V standard magnet	236,40 €
MD-36	De-energized 24V standard magnet	315,00 €

KS bracket kit

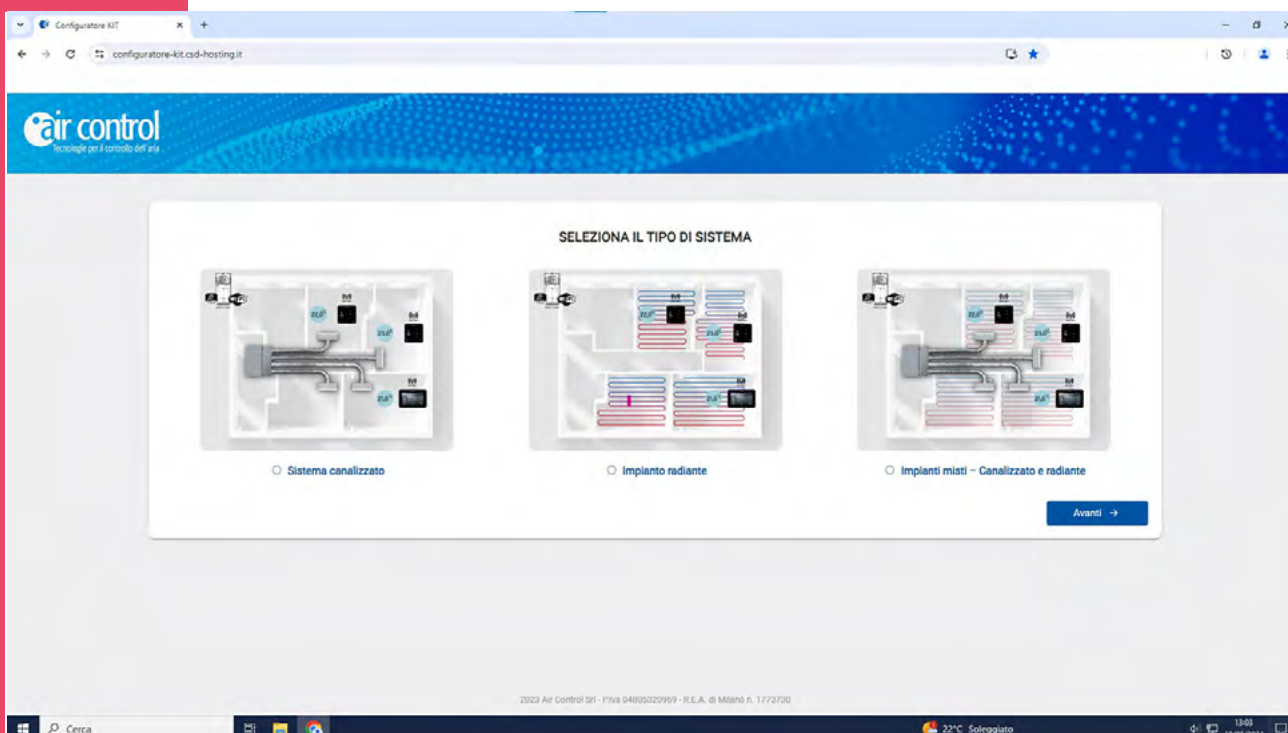


CODE	DESCRIPTION	PRICE
S-KS1	Ceiling installation bracket kit MDF30 (4 PCS)	43,50 €
S-KS2	Wall installation bracket kit MDF30 (4 PCS)	22,60 €


DIMENSIONS



BTT30								
X	C	L	M	F	G	N	O	S
D-2	470	167.5	302.5	D+50	142	Ø/2-177	Ø/2-312	30



SCAN THE QR CODE AND TRY OUR CONFIGURATOR TO MAKE YOUR QUOTE!!



In a few simple steps, you can calculate the most suitable ducted system for you:


- Aeraulic distribution only, with or without supply plenum.
- Only motorized elements or wired radio and wire plenum.
- Complete aeraulic distribution and motorized system.
- Radiant floor management only.
- Complete system of aeraulic distribution, motorized and radiant floor management.

For any further information, do not hesitate to contact us.

HOW YOU CAN ORDER KITS FOR AIR DISTRIBUTION AND TEMPERATURE CONTROL.

Kits used for the assembly of complete ducted systems.

ORDER THE AERAULIC DISTRIBUTION KIT



EXAMPLE

aerulic distribution 3 branches diameter 200 with retractable terminals series PSD

KIT PSD UP TO 1290 m ³ /h	
3KITDIS-PSD-200	1.207,60 €

Ideal for stock in warehouse



SUPPLY PLENUM 3XD200	
3PLM-CDZ-200	220,00 €

Specify model and brand of the machine

A1) Choose the aesthetics of the terminal / nozzle and identify the number of branches needed to serve the system

B1) Choose the correct diameter of the kit by verifying that the maximum air flow reported in the table is compatible with the ducted machine you have selected

C1) Add the supply plenum with the correct number of branches and diameters based on the previously identified distribution kit – DO NOT select this component if you want to complete the system with the WIRED MOTORISED PLENUM

EXAMPLE: Ducted machine flow from 1200 m³/h

- Selected diffuser type model PSD, with 3 branches
- In the PSD KIT table from 3 branches, I verify that the flow of the ducted machine from 1200 m³/h is compatible with the kit with Ø200 that reports a maximum limit of 1300 m³/h.

ORDER THE RADIO MOTORISED KIT WITH WIRED PLENUM



EXAMPLE

Wired system plenum with 3 flaps diameter 200, WIRED INTERFACE and white RADIO controls

WIRED PLENUM UP TO 1650 m ³ /h	
3PCAB-CDZ-200-CFI	2.014,40 €

Specify model and brand of the machine (verify compatibility).



WHITE RADIO CONTROL KIT	
3COM-R-B ○	949,70 €

Choose the control kit based on the color and number of rooms to be managed.

A2) Choose the WIRED MOTORISED PLENUM based on the number and diameter of the branches that must serve the areas to be air-conditioned, verifying that the air flow is compatible with that of the ducted machine

B2) Identify the correct WIRED PLENUM based on the communication interface among the following options: WIRED or INFRARED for direct expansion machines or choose the one for WATER FAN-COIL.

C2) Add the white or black control kit, depending on the number of zones to be managed.

EXAMPLE: Ducted machine flow from 1200 m³/h

- Selected diffuser type model PSD, with 3 branches
- In the PSD KIT table from 3 branches, I verify that the flow of the ducted machine from 1200 m³/h is compatible with the kit with Ø200 that reports a maximum limit of 1300 m³/h.

HOW TO ORDER THE COMPLETE SYSTEM (DISTRIBUTION + MOTORIZED)



- Follow steps A1 and B1
- Continue with steps A2, B2, and C2

EXAMPLE

COMPLETE SYSTEM with aerulic distribution 3 branches diameter 200 with retractable terminals series PSD and MOTORISED PART

KIT PSD UP TO 1290 m ³ /h	
3KITDIS-PSD-200	1.207,60 €



WIRED PLENUM UP TO 1650 m ³ /h	
3PCAB-CDZ-200-CFI	2.014,40 €

Specify model and brand of the machine (verify compatibility).



WHITE RADIO CONTROL KIT	
3COM-R-B ○	949,70 €

Choose the control kit based on the color and number of rooms to be managed.



DISTRIBUTION KIT

DESCRIPTION CODE	CODE	EXAMPLE
DISTRIBUTION KIT WITH BMA:	n°KITDIS-BMA-Ø	Ex. 4KITDIS-BMA-150
DISTRIBUTION KIT WITH DLF:	n°KITDIS-DLF-Ø	Ex. 4KITDIS-DLF-150
DISTRIBUTION KIT WITH PSB:	n°KITDIS-PSB-Ø	Ex. 4KITDIS-PSB-150
DISTRIBUTION KIT WITH PSD:	n°KITDIS-PSD-Ø	Ex. 4KITDIS-PSD-150
DISTRIBUTION KIT WITH PSF:	n°KITDIS-PSF-Ø	Ex. 4KITDIS-PSF-150
SUPPLY PLENUM:	n°PLM-CDZ-Ø	Ex. 4PLM-CDZ-150

DESCRIPTION

The DISTRIBUTION KIT comes with all the necessary materials for aeraulic distribution.
Wide choice among different types of ducts and diffusers.

FEATURES

- Return grille.
- TES tube.
- Clamps.
- Choice among different types of terminals: BMA, DLF, PSB, PSD, or PSF.
- Supply plenum if not chosen to motorize the system with a wired plenum.



BMA KIT

Ø 150 flap diameter

2 x Ø 150		3 x Ø 150		4 x Ø 150		5 x Ø 150		6 x Ø 150	
UP TO 740 m/h		UP TO 1110 m/h		UP TO 1480 m/h		UP TO 1850 m/h		UP TO 2220 m/h	
2KITDIS-BMA-150		3KITDIS-BMA-150		4KITDIS-BMA-150		5KITDIS-BMA-150		6KITDIS-BMA-150	
565,10 €		808,30 €		934,50 €		1.060,70 €		1.303,90 €	
TES160	10	TES160	20	TES160	20	TES160	20	TES160	30
FSI60-270	4	FSI60-270	6	FSI60-270	8	FSI60-270	10	FSI60-270	12
PLP300X150-D150	2	PLP300X150-D150	3	PLP300X150-D150	4	PLP300X150-D150	5	PLP300X150-D150	6
SC-300X150	2	SC-300X150	3	SC-300X150	4	SC-300X150	5	SC-300X150	6
BMA-OV-300X150	2	BMA-OV-300X150	3	BMA-OV-300X150	4	BMA-OV-300X150	5	BMA-OV-300X150	6
GRA6-800X400	1	GRA6-800X400	1	GRA6-800X400	1	GRA6-800X400	1	GRA6-800X400	1

Ø 200 flap diameter

2 x Ø 200		3 x Ø 200		4 x Ø 200		5 x Ø 200		6 x Ø 200	
UP TO 1000 m/h		UP TO 1500 m/h		UP TO 2000 m/h		UP TO 2500 m/h		UP TO 3000 m/h	
2KITDIS-BMA-200		3KITDIS-BMA-200		4KITDIS-BMA-200		5KITDIS-BMA-200		6KITDIS-BMA-200	
632,30 €		924,10 €		1.068,90 €		1.213,70 €		1.505,50 €	
TES203	10	TES203	20	TES203	20	TES203	20	TES203	30
FSI60-270	4	FSI60-270	6	FSI60-270	8	FSI60-270	10	FSI60-270	12
PLP400X150-D200	2	PLP400X150-D200	3	PLP400X150-D200	4	PLP400X150-D200	5	PLP400X150-D200	6
SC-400X150	2	SC-400X150	3	SC-400X150	4	SC-400X150	5	SC-400X150	6
BMA-OV-400X150	2	BMA-OV-400X150	3	BMA-OV-400X150	4	BMA-OV-400X150	5	BMA-OV-400X150	6
GRA6-800X400	1	GRA6-800X400	1	GRA6-800X400	1	GRA6-800X400	1	GRA6-800X400	1



DLF KIT

Ø 150 flap diameter

UP TO 440 m/h		UP TO 660 m/h		UP TO 880 m/h		UP TO 1100 m/h		UP TO 1320 m/h	
2KITDIS-DLF-150		3KITDIS-DLF-150		4KITDIS-DLF-150		5KITDIS-DLF-150		6KITDIS-DLF-150	
744,90 €		1.078,00 €		1.294,10 €		1.510,20 €		1.843,30 €	
TES160	10	TES160	20	TES160	20	TES160	20	TES160	30
FSI60-270	4	FSI60-270	6	FSI60-270	8	FSI60-270	10	FSI60-270	12
PLPDLF-08002F-D150	2	PLPDLF-08002F-D150	3	PLPDLF-08002F-D150	4	PLPDLF-08002F-D150	5	PLPDLF-08002F-D150	6
DLF20-800-2F	2	DLF20-800-2F	3	DLF20-800-2F	4	DLF20-800-2F	5	DLF20-800-2F	6
CVL-2F	2	CVL-2F	3	CVL-2F	4	CVL-2F	5	CVL-2F	6
GRA6-800X400	1	GRA6-800X400	1	GRA6-800X400	1	GRA6-800X400	1	GRA6-800X400	1

Ø 200 flap diameter

UP TO 560 m/h		UP TO 840 m/h		UP TO 1120 m/h		UP TO 1400 m/h		UP TO 1680 m/h	
2KITDIS-DLF-200		3KITDIS-DLF-200		4KITDIS-DLF-200		5KITDIS-DLF-200		6KITDIS-DLF-200	
840,90 €		1.237,00 €		1.486,10 €		1.735,20 €		2.131,30 €	
TES203	10	TES203	20	TES203	20	TES203	20	TES203	30
FSI60-270	4	FSI60-270	6	FSI60-270	8	FSI60-270	10	FSI60-270	12
PLPDLF-10002F-D200	2	PLPDLF-10002F-D200	3	PLPDLF-10002F-D200	4	PLPDLF-10002F-D200	5	PLPDLF-10002F-D200	6
DLF20-1000-2F	2	DLF20-1000-2F	3	DLF20-1000-2F	4	DLF20-1000-2F	5	DLF20-1000-2F	6
CVL-2F	2	CVL-2F	3	CVL-2F	4	CVL-2F	5	CVL-2F	6
GRA6-800X400	1	GRA6-800X400	1	GRA6-800X400	1	GRA6-800X400	1	GRA6-800X400	1

PSB KIT

Ø 150 flap diameter

UP TO 780 m ³ /h		UP TO 1170 m ³ /h		UP TO 1560 m ³ /h		UP TO 1950 m ³ /h		UP TO 2340 m ³ /h	
2KITDIS-PSB-150		3KITDIS-PSB-150		4KITDIS-PSB-150		5KITDIS-PSB-150		6KITDIS-PSB-150	
548,90 €		784,00 €		902,10 €		1.020,20 €		1.255,30 €	
TES160	10	TES160	20	TES160	20	TES160	20	TES160	30
FSI60-270	4	FSI60-270	6	FSI60-270	8	FSI60-270	10	FSI60-270	12
PSB300X150P-D150	2	PSB300X150P-D150	3	PSB300X150P-D150	4	PSB300X150P-D150	5	PSB300X150P-D150	6
GRS6-800X600	1	GRS6-800X600	1	GRS6-800X600	1	GRS6-800X600	1	GRS6-800X600	1

Ø 200 flap diameter

UP TO 1040 m ³ /h		UP TO 1560 m ³ /h		UP TO 2080 m ³ /h		UP TO 2600 m ³ /h		UP TO 3120 m ³ /h	
2KITDIS-PSB-200		3KITDIS-PSB-200		4KITDIS-PSB-200		5KITDIS-PSB-200		6KITDIS-PSB-200	
614,50 €		897,40 €		1.033,30 €		1.169,20 €		1.452,10 €	
TES203	10	TES203	20	TES203	20	TES203	20	TES203	30
FSI60-270	4	FSI60-270	6	FSI60-270	8	FSI60-270	10	FSI60-270	12
PSB400X150P-D200	2	PSB400X150P-D200	3	PSB400X150P-D200	4	PSB400X150P-D200	5	PSB400X150P-D200	6
GRS6-800X600	1	GRS6-800X600	1	GRS6-800X600	1	GRS6-800X600	1	GRS6-800X600	1

PSD KIT

Ø 150 flap diameter

UP TO 700 m ³ /h		UP TO 1050 m ³ /h		UP TO 1400 m ³ /h		UP TO 1750 m ³ /h		UP TO 2100 m ³ /h	
2KITDIS-PSD-150		3KITDIS-PSD-150		4KITDIS-PSD-150		5KITDIS-PSD-150		6KITDIS-PSD-150	
740,70 €		1.047,70 €		1.253,70 €		1.459,70 €		1.782,70 €	
TES160	10	TES160	20	TES160	20	TES160	20	TES160	30
FSI60-270	4	FSI60-270	6	FSI60-270	8	FSI60-270	10	FSI60-270	12
PSD800X50P-D150	2	PSD800X50P-D150	3	PSD800X50P-D150	4	PSD800X50P-D150	5	PSD800X50P-D150	6
GRS6-800X600	1	GRS6-800X600	1	GRS6-800X600	1	GRS6-800X600	1	GRS6-800X600	1

Ø 200 flap diameter

UP TO 860 m ³ /h		UP TO 1290 m ³ /h		UP TO 1720 m ³ /h		UP TO 2150 m ³ /h		UP TO 2580 m ³ /h	
2KITDIS-PSD-200		3KITDIS-PSD-200		4KITDIS-PSD-200		5KITDIS-PSD-200		6KITDIS-PSD-200	
839,90 €		1.207,60 €		1.446,90 €		1.686,20 €		2.072,50 €	
TES203	10	TES203	20	TES203	20	TES203	20	TES203	30
FSI60-270	4	FSI60-270	6	FSI60-270	8	FSI60-270	10	FSI60-270	12
PSD1000X50P-D200	2	PSD1000X50P-D200	3	PSD1000X50P-D200	4	PSD1000X50P-D200	5	PSD1000X50P-D200	6
GRS6-800X600	1	GRS6-800X600	1	GRS6-800X600	1	GRS6-800X600	1	GRS6-800X600	1

PSF KIT

Ø 150 flap diameter

UP TO 600 m ³ /h		UP TO 900 m ³ /h		UP TO 1200 m ³ /h		UP TO 1500 m ³ /h		UP TO 1800 m ³ /h	
2KITDIS-PSF-150		3KITDIS-PSF-150		4KITDIS-PSF-150		5KITDIS-PSF-150		6KITDIS-PSF-150	
673,50 €		970,90 €		1.151,30 €		1.331,70 €		1.629,10 €	
TES160	10	TES160	20	TES160	20	TES160	20	TES160	30
FSI60-270	4	FSI60-270	6	FSI60-270	8	FSI60-270	10	FSI60-270	12
PSF800X30P-D150	2	PSF800X30P-D150	3	PSF800X30P-D150	4	PSF800X30P-D150	5	PSF800X30P-D150	6
GRS6-800X600	1	GRS6-800X600	1	GRS6-800X600	1	GRS6-800X600	1	GRS6-800X600	1

Ø 200 flap diameter

UP TO 760 m ³ /h		UP TO 1140 m ³ /h		UP TO 1520 m ³ /h		UP TO 1900 m ³ /h		UP TO 2280 m ³ /h	
2KITDIS-PSF-200		3KITDIS-PSF-200		4KITDIS-PSF-200		5KITDIS-PSF-200		6KITDIS-PSF-200	
761,30 €		1.117,60 €		1.326,90 €		1.536,20 €		1.892,50 €	
TES203	10	TES203	20	TES203	20	TES203	20	TES203	30
FSI60-270	4	FSI60-270	6	FSI60-270	8	FSI60-270	10	FSI60-270	12
PSF1000X30P-D200	2	PSF1000X30P-D200	3	PSF1000X30P-D200	4	PSF1000X30P-D200	5	PSF1000X30P-D200	6
GRS6-800X600	1	GRS6-800X600	1	GRS6-800X600	1	GRS6-800X600	1	GRS6-800X600	1



MOTORISED KIT

DESCRIPTION CODE	CODE	EXAMPLE
PLENUM KIT WITH CFI:	n°PCAB-CDZ-Ø-CFI	Ex. 4PCAB-CDZ-150-CFI
PLENUM KIT WITH CIR:	n°PCAB-CDZ-Ø-CIR	Ex. 4PCAB-CDZ-150-CIR
PLENUM KIT WITH GTP:	n°PCAB-CDZ-Ø-GTP	Ex. 4PCAB-CDZ-150-GTP
WHITE RADIO CONTROL KIT:	n°COM-R-B	Ex. 4COM-R-B
BLACK RADIO CONTROL KIT:	n°COM-R-N	Ex. 4COM-R-N

DESCRIPTION

The **MOTORISED KIT** consists of a motorised wired plenum based on the number and diameter of the branches that must serve the areas to be air-conditioned, and a control kit based on the number of zones to be managed.

FEATURES

- Plenum.
- Control unit.
- Flaps of Ø150 or Ø200 mm.
- Interface.
- Wiring.

WIRED PLENUM KIT WITH CFI INTERFACE



INTERFACE
WIRED FOR DIRECT EXPANSION



Ø 150 flap diameter

UP TO 800 m ³ /h		UP TO 1200 m ³ /h		UP TO 1600 m ³ /h		UP TO 2000 m ³ /h		UP TO 2400 m ³ /h	
2PCAB-CDZ-150-CFI		3PCAB-CDZ-150-CFI		4PCAB-CDZ-150-CFI		5PCAB-CDZ-150-CFI		6PCAB-CDZ-150-CFI	
1.719,50 €		1.984,40 €		2.249,30 €		2.514,20 €		2.779,10 €	
PLENUM	1	PLENUM	1	PLENUM	1	PLENUM	1	PLENUM	1
CENTRAL UNIT	1	CENTRAL UNIT	1	CENTRAL UNIT	1	CENTRAL UNIT	1	CENTRAL UNIT	1
MOT. FLAPS 150	2	MOT. FLAPS 150	3	MOT. FLAPS 150	4	MOT. FLAPS 150	5	MOT. FLAPS 150	6
WIRING	1	WIRING	1	WIRING	1	WIRING	1	WIRING	1
CFI INTERFACE	1	CFI INTERFACE	1	CFI INTERFACE	1	CFI INTERFACE	1	CFI INTERFACE	1

Ø 200 flap diameter

UP TO 1100 m ³ /h		UP TO 1650 m ³ /h		UP TO 2200 m ³ /h		UP TO 2750 m ³ /h		UP TO 3300 m ³ /h	
2PCAB-CDZ-200-CFI		3PCAB-CDZ-200-CFI		4PCAB-CDZ-200-CFI		5PCAB-CDZ-200-CFI		6PCAB-CDZ-200-CFI	
1.739,50 €		2.014,40 €		2.289,30 €		2.564,20 €		2.839,10 €	
PLENUM	1	PLENUM	1	PLENUM	1	PLENUM	1	PLENUM	1
CENTRAL UNIT	1	CENTRAL UNIT	1	CENTRAL UNIT	1	CENTRAL UNIT	1	CENTRAL UNIT	1
MOT. FLAPS 200	2	MOT. FLAPS 200	3	MOT. FLAPS 200	4	MOT. FLAPS 200	5	MOT. FLAPS 200	6
WIRING	1	WIRING	1	WIRING	1	WIRING	1	WIRING	1
CFI INTERFACE	1	CFI INTERFACE	1	CFI INTERFACE	1	CFI INTERFACE	1	CFI INTERFACE	1

ADD RADIO CONTROL KIT



2COM-R-B ●	3COM-R-B ●	4COM-R-B ●	5COM-R-B ●	6COM-R-B ●
649,80 €	949,70 €	1.249,60 €	1.549,50 €	1.849,40 €
KB-ETERNAL-M 1	KB-ETERNAL-M 1	KB-ETERNAL-M 1	KB-ETERNAL-M 1	KB-ETERNAL-M 1
KB-SMART-S 1	KB-SMART-S 2	KB-SMART-S 3	KB-SMART-S 4	KB-SMART-S 5



2COM-R-N ●	3COM-R-N ●	4COM-R-N ●	5COM-R-N ●	6COM-R-N ●
649,80 €	949,70 €	1.249,60 €	1.549,50 €	1.849,40 €
KN-ETERNAL-M 1	KN-ETERNAL-M 1	KN-ETERNAL-M 1	KN-ETERNAL-M 1	KN-ETERNAL-M 1
KN-SMART-S 1	KN-SMART-S 2	KN-SMART-S 3	KN-SMART-S 4	KN-SMART-S 5

VIEW WIRED
CONTROL KITS



WIRED PLENUM KIT WITH INFRARED INTERFACE



Ø 150 flap diameter

UP TO 800 m ³ /h	UP TO 1200 m ³ /h	UP TO 1600 m ³ /h	UP TO 2000 m ³ /h	UP TO 2400 m ³ /h
2PCAB-CDZ-150-CIR	3PCAB-CDZ-150-CIR	4PCAB-CDZ-150-CIR	5PCAB-CDZ-150-CIR	6PCAB-CDZ-150-CIR
1.539,50 €	1.804,40 €	2.069,30 €	2.334,20 €	2.599,10 €
PLENUM 1	PLENUM 1	PLENUM 1	PLENUM 1	PLENUM 1
CENTRAL UNIT 1	CENTRAL UNIT 1	CENTRAL UNIT 1	CENTRAL UNIT 1	CENTRAL UNIT 1
MOT. FLAPS 150 2	MOT. FLAPS 150 3	MOT. FLAPS 150 4	MOT. FLAPS 150 5	MOT. FLAPS 150 6
WIRING 1	WIRING 1	WIRING 1	WIRING 1	WIRING 1
INTERF. INFRARED 1	INTERF. INFRARED 1	INTERF. INFRARED 1	INTERF. INFRARED 1	INTERF. INFRARED 1

Ø 200 flap diameter

UP TO 1100 m ³ /h	UP TO 1650 m ³ /h	UP TO 2200 m ³ /h	UP TO 2750 m ³ /h	UP TO 3300 m ³ /h
2PCAB-CDZ-200-CIR	3PCAB-CDZ-200-CIR	4PCAB-CDZ-200-CIR	5PCAB-CDZ-200-CIR	6PCAB-CDZ-200-CIR
1.559,50 €	1.834,40 €	2.109,30 €	2.384,20 €	2.659,10 €
PLENUM 1	PLENUM 1	PLENUM 1	PLENUM 1	PLENUM 1
CENTRAL UNIT 1	CENTRAL UNIT 1	CENTRAL UNIT 1	CENTRAL UNIT 1	CENTRAL UNIT 1
MOT. FLAPS 200 2	MOT. FLAPS 200 3	MOT. FLAPS 200 4	MOT. FLAPS 200 5	MOT. FLAPS 200 6
WIRING 1	WIRING 1	WIRING 1	WIRING 1	WIRING 1
INTERF. INFRARED 1	INTERF. INFRARED 1	INTERF. INFRARED 1	INTERF. INFRARED 1	INTERF. INFRARED 1

ADD RADIO CONTROL KIT



2COM-R-B ●	3COM-R-B ●	4COM-R-B ●	5COM-R-B ●	6COM-R-B ●
649,80 €	949,70 €	1.249,60 €	1.549,50 €	1.849,40 €
KB-ETERNAL-M 1	KB-ETERNAL-M 1	KB-ETERNAL-M 1	KB-ETERNAL-M 1	KB-ETERNAL-M 1
KB-SMART-S 1	KB-SMART-S 2	KB-SMART-S 3	KB-SMART-S 4	KB-SMART-S 5



2COM-R-N ●	3COM-R-N ●	4COM-R-N ●	5COM-R-N ●	6COM-R-N ●
649,80 €	949,70 €	1.249,60 €	1.549,50 €	1.849,40 €
KN-ETERNAL-M 1	KN-ETERNAL-M 1	KN-ETERNAL-M 1	KN-ETERNAL-M 1	KN-ETERNAL-M 1
KN-SMART-S 1	KN-SMART-S 2	KN-SMART-S 3	KN-SMART-S 4	KN-SMART-S 5

VIEW WIRED CONTROL KITS



WIRED PLENUM KIT WITH FAN-COIL INTERFACE



Ø 150 flap diameter

UP TO 800 m ³ /h	UP TO 1200 m ³ /h	UP TO 1600 m ³ /h	UP TO 2000 m ³ /h	UP TO 2400 m ³ /h
2PCAB-CDZ-150-GTP	3PCAB-CDZ-150-GTP	4PCAB-CDZ-150-GTP	5PCAB-CDZ-150-GTP	6PCAB-CDZ-150-GTP
1.679,50 €	1.944,40 €	2.209,30 €	2.474,20 €	2.793,10 €
PLENUM 1	PLENUM 1	PLENUM 1	PLENUM 1	PLENUM 1
CENTRAL UNIT 1	CENTRAL UNIT 1	CENTRAL UNIT 1	CENTRAL UNIT 1	CENTRAL UNIT 1
MOT. FLAPS 150 2	MOT. FLAPS 150 3	MOT. FLAPS 150 4	MOT. FLAPS 150 5	MOT. FLAPS 150 6
WIRING 1	WIRING 1	WIRING 1	WIRING 1	WIRING 1
INTERF. FAN-COIL 1	INTERF. FAN-COIL 1	INTERF. FAN-COIL 1	INTERF. FAN-COIL 1	INTERF. FAN-COIL 1

Ø 200 flap diameter

UP TO 1100 m ³ /h	UP TO 1650 m ³ /h	UP TO 2200 m ³ /h	UP TO 2750 m ³ /h	UP TO 3300 m ³ /h
2PCAB-CDZ-200-GTP	3PCAB-CDZ-200-GTP	4PCAB-CDZ-200-GTP	5PCAB-CDZ-200-GTP	6PCAB-CDZ-200-GTP
1.699,50 €	1.974,40 €	2.249,30 €	2.524,20 €	2.799,10 €
PLENUM 1	PLENUM 1	PLENUM 1	PLENUM 1	PLENUM 1
CENTRAL UNIT 1	CENTRAL UNIT 1	CENTRAL UNIT 1	CENTRAL UNIT 1	CENTRAL UNIT 1
MOT. FLAPS 200 2	MOT. FLAPS 200 3	MOT. FLAPS 200 4	MOT. FLAPS 200 5	MOT. FLAPS 200 6
WIRING 1	WIRING 1	WIRING 1	WIRING 1	WIRING 1
INTERF. FAN-COIL 1	INTERF. FAN-COIL 1	INTERF. FAN-COIL 1	INTERF. FAN-COIL 1	INTERF. FAN-COIL 1

ADD RADIO CONTROL KIT



2COM-R-B ●	3COM-R-B ●	4COM-R-B ●	5COM-R-B ●	6COM-R-B ●
649,80 €	949,70 €	1.249,60 €	1.549,50 €	1.849,40 €
KB-ETERNAL-M 1	KB-ETERNAL-M 1	KB-ETERNAL-M 1	KB-ETERNAL-M 1	KB-ETERNAL-M 1
KB-SMART-S 1	KB-SMART-S 2	KB-SMART-S 3	KB-SMART-S 4	KB-SMART-S 5



2COM-R-N ●	3COM-R-N ●	4COM-R-N ●	5COM-R-N ●	6COM-R-N ●
649,80 €	949,70 €	1.249,60 €	1.549,50 €	1.849,40 €
KN-ETERNAL-M 1	KN-ETERNAL-M 1	KN-ETERNAL-M 1	KN-ETERNAL-M 1	KN-ETERNAL-M 1
KN-SMART-S 1	KN-SMART-S 2	KN-SMART-S 3	KN-SMART-S 4	KN-SMART-S 5

VIEW WIRED CONTROL KITS





WIRED PLENUM

DESCRIPTION CODE	CODE	EXAMPLE
WIRED PLENUM:	n°PCAB-CDZ-Ø-INT	Ex. 3PCAB-CDZ-150-CFI

DESCRIPTION

The WIRED PLENUM is motorised based on the number and diameter of the branches that must serve the zones to be air-conditioned, verifying that the air flow is compatible with that of the ducted machine.

The type of WIRED PLENUM is identifiable through the plate placed on the side panel, side control unit and electrical components.


INSTALLATION

Installable on ducted.

Before proceeding with the fixing of the WIRED PLENUM to the indoor CDZ unit, it is strongly recommended that both be suspended from the ceiling and already in position in the intended location for final installation.

FEATURES

- Plenum in pal.
- Motorised flaps.
- Universal control unit and wiring.
- Communication interface between: WIRED, INFRARED, WATER FAN-COIL.
- CFI: Wired interface (NH-CFI-CDZ)
- CIR: IR interface (NH-CIR-INVERTER)
- GTP: Hydronic interface (NH-GTP-UNI)



FLAP DIAMETER Ø150 (MM)	PRICE
2PCAB-CDZ-150-CIR	1.539,50 €
3PCAB-CDZ-150-CIR	1.804,40 €
4PCAB-CDZ-150-CIR	2.069,30 €
5PCAB-CDZ-150-CIR	2.334,20 €
6PCAB-CDZ-150-CIR	2.599,10 €
2PCAB-CDZ-150-CFI	1.719,50 €
3PCAB-CDZ-150-CFI	1.984,40 €
4PCAB-CDZ-150-CFI	2.249,30 €
5PCAB-CDZ-150-CFI	2.514,20 €
6PCAB-CDZ-150-CFI	2.779,10 €
2PCAB-CDZ-150-GTP	1.679,50 €
3PCAB-CDZ-150-GTP	1.944,40 €
4PCAB-CDZ-150-GTP	2.209,30 €
5PCAB-CDZ-150-GTP	2.474,20 €
6PCAB-CDZ-150-GTP	2.793,10 €

FLAP DIAMETER Ø200 (MM)	PRICE
2PCAB-CDZ-200-CIR	1.559,50 €
3PCAB-CDZ-200-CIR	1.834,40 €
4PCAB-CDZ-200-CIR	2.109,30 €
5PCAB-CDZ-200-CIR	2.384,20 €
6PCAB-CDZ-200-CIR	2.659,10 €
2PCAB-CDZ-200-CFI	1.739,50 €
3PCAB-CDZ-200-CFI	2.014,40 €
4PCAB-CDZ-200-CFI	2.289,30 €
5PCAB-CDZ-200-CFI	2.564,20 €
6PCAB-CDZ-200-CFI	2.839,10 €
2PCAB-CDZ-200-GTP	1.699,50 €
3PCAB-CDZ-200-GTP	1.974,40 €
4PCAB-CDZ-200-GTP	2.249,30 €
5PCAB-CDZ-200-GTP	2.524,20 €
6PCAB-CDZ-200-GTP	2.799,10 €

TECHNICAL DATA



Code	1	2	3	4
6PCAB-CDZ-200-CFI	6PCAB	CDZ	200	CFI

- 1) Defines the number of branches and if wired by the manufacturer
- 2) Defines the type of ducted unit for the realization of the wired plenum
- 3) Defines the type of size of the motorised flaps to be connected to the plenum
- 4) Defines the type of communication interface:

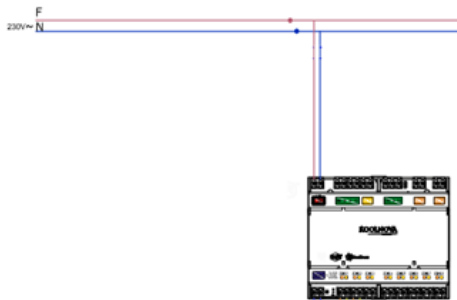
CFI: Wired interface (NH-CFI-CDZ)

CIR: IR interface (NH-CIR-INVERTER)

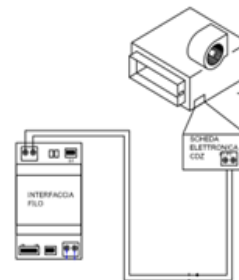
GTP: Hydronic interface (NH-GTP-UNI2)

CONNECTIONS WITH COMMUNICATION INTERFACES

With wired interfaces



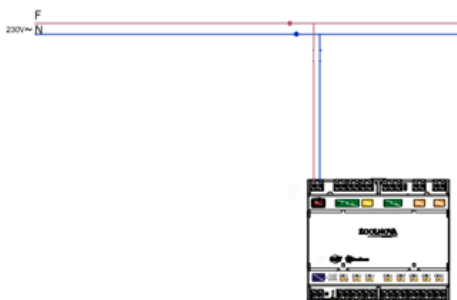
INTERNAL UNIT



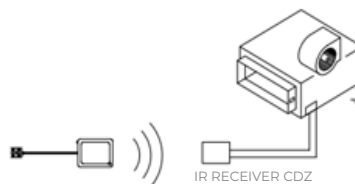
Download the manual



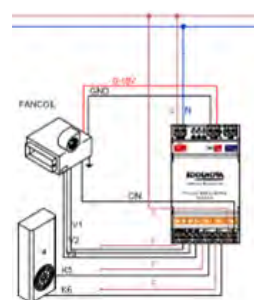
With infrared interfaces



INTERNAL UNIT



With fancoil interfaces





A COMPLETE AND FLEXIBLE PROPOSAL TO DIFFERENT APPLICATIONS

Controlled Mechanical Ventilation is a type of air engineering developed at the time buildings were started to be designed to consume less energy for heating / cooling. With the introduction of insulating materials in the walls and the installation of high-seal window frames to drafts, the considerable goal of reducing energy needs is achieved. However, such air-tightness tends to negatively affect the building's healthiness as it lacks proper air exchange inside the rooms that had been naturally and spontaneously guaranteed through the "non-airtightness" of window frames and walls until that moment.

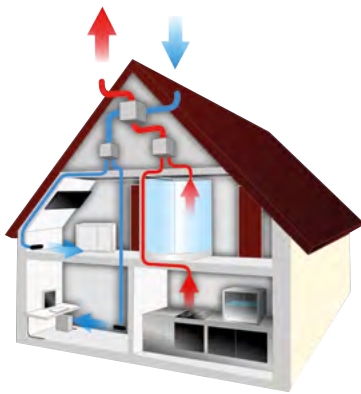
In an expanding market like that of VMC, there are dozens and dozens of brands with a wide and now hardly distinguishable product offer.

In this context, AIR CONTROL has not only built a complete and reliable range, but has also distinguished itself for going beyond the product, packaging system solutions that improve the overall result of the designer's and installer's work, simply because the range is conceived entirely within AIR CONTROL therefore all system elements are designed to communicate with each other and provide a result superior to individual products purchasable from different suppliers on the market.

The AIR CONTROL range consolidates around two types of solutions:

CENTRALISED VMC SOLUTION

The system autonomously and simultaneously provides both the admission and extraction of air in the environments. Renewal air



(supply) and exhausted air (return) are conveyed into the machine through the fans inside it and thanks to a cross-flow heat exchanger, it recovers the energy of the expelled air, in order to contain energy waste.

DECENTRALISED VMC SOLUTION (OR SPOT)

Particularly suitable MONO ENVIRONMENT residential solution in case there is the need to change the air in existing premises or during renovation (in case it is not possible to install a centralized system). The installation of this device is on the wall and in direct expulsion.

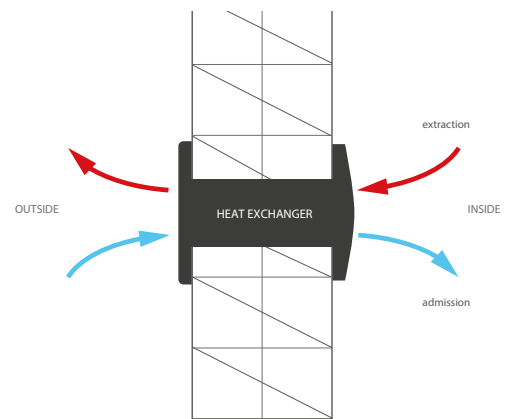
VENTILATION REGULATORY NOTES

RESIDENTIAL SECTOR

At the moment in Italy there are two regulations that designers can use to calculate air renewal rates if they want to size a mechanical ventilation system intended for residences. These are UNI 10339 of 1995 and UNI EN 16798-1 of 2019. The coexistence of documents that partially overlap has been creating uncertainties for years now; this is because UNI EN 16798-1 is nothing but the revision of UNI EN 15251 of 2008. It changed number because the CEN (European Committee for Standardisation) decided to group (and thus reorder) all the building ventilation standards into a package of about 20 parts with the same number.

UNI 10339 is very well known in Italy also because it has been and is referred to in many Building and Hygiene Regulations. It is a standard appreciated for its conciseness and ease of use.

UNI EN 16798-1 (formerly UNI EN 15251) is written in English and aims to provide input parameters for the design (design) and energy analyses of buildings (assessment of energy performance of buildings) concerning indoor air quality, thermal environment, lighting and acoustics. This is a very important document because it supports the EPBDs, i.e. the Energy Performance Building Directives, the last of which dates back to 2018.





DOWNLOAD PRICE UPDATE

URC DOMO SMART

VMC UNIVERSAL VERTICAL AND HORIZONTAL INSTALLATION

Modular ultra-light URC DOMO SMART. With an efficiency of up to 90%, URC DOMO SMART units are ideal for internal installation on the ceiling or wall, and can be mounted either vertically or horizontally.

DESCRIPTION



Electronics STANDARD: Two ventilation operating modes:
Manual - manually set the fan speed to high, medium and low.
Reduced - automatically set the fan speed low. Adjustable timer for cleaning and filter replacements.
Control panel **CNV-BPM**.



Electronics ADVANCED: Separate adjustment of the ventilation set of supply and return, with 10 speed steps. On/Off switching. Automatic bypass for free-cooling. Adjustable timer for cleaning and filter replacements. Weekly timer management for the switching on and off of the ventilation unit.
Control panel **CNV-SMART** with management via SMART LIFE APP.

FEATURES

- Self-supporting sheet metal structure.
- Externally painted galvanized sheet metal panels with high-density EPS insulation.
- Polypropylene cross-counterflow high-efficiency heat exchanger ($\leq 90\%$)
- Summer and winter operation.
- Brushless fans with electronic motor and modulating control. Very high efficiency and low noise levels - Compliant with ErP2018.
- Filters with low pressure drop of ePM 1 - 70% (F7) efficiency on both the renewal and the extracted air.

OPTIONAL:

- Distribution connection with a maximum of 8 $\varnothing 75$ mm connections.
- CO₂ and humidity sensor for air quality monitoring (CO2SENSOR-SMART module).

TECHNICAL DATA

MODEL	VOLTAGE (V) 50HZ	MAX FLOW. (m ³ /h)	SOUND PRESSURE dB(A)	EFFICIENCY (%)	CODE MACHINE	PRICE	CONTROLLER CODE	PRICE
URC DOMO SMART 20Z	230	201	32.5	88	URC-DOMOSMART20ZS	1.801,80 €	CNV-BPM	205,20 €
	230	201	32.5	88	URC-DOMOSMART20ZE	2.000,70 €	CNV-SMART	291,60 €
URC DOMO SMART 40Z	230	383	38.5	81	URC-DOMOSMART40ZS	2.358,40 €	CNV-BPM	205,20 €
	230	383	38.5	81	URC-DOMOSMART40ZE	2.571,50 €	CNV-SMART	291,60 €

ENERGY CONSUMPTION	20 Z	40 Z
cold zone	A+ →	A+ →
medium zone	A+ →	A →
warm zone	E →	E →

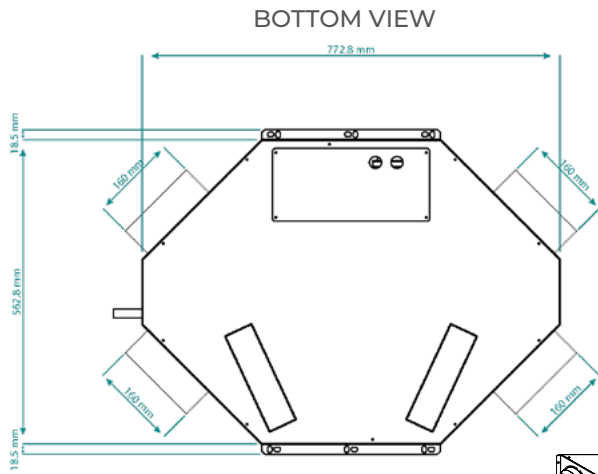
Energy efficiency, according to EN13141-7 with a temperature delta of 13 degrees in dry conditions (without condensation).
External air temperatures of 7°C 72% RH and return air temperatures of 20°C 30% RH.

OPTIONAL ACCESSORY

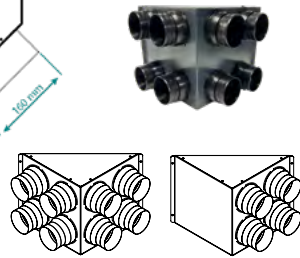
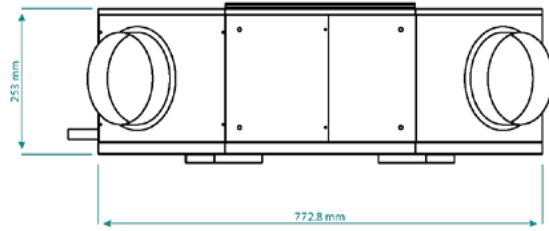
Sensor to monitor real-time levels of CO₂, humidity, and PM2.5. If one of these values exceeds the preset limit in the control menu, the unit will automatically adjust the fan flow, increasing or decreasing the intensity, until the levels are restored to the desired range.

CODE	DESCRIPTION	PRICE
CO2SENSOR-SMART	Sensor for detecting CO ₂ , Humidity and PM2.5 parameters	437,00 €

DIMENSIONS



SIDE VIEW



OPTIONAL

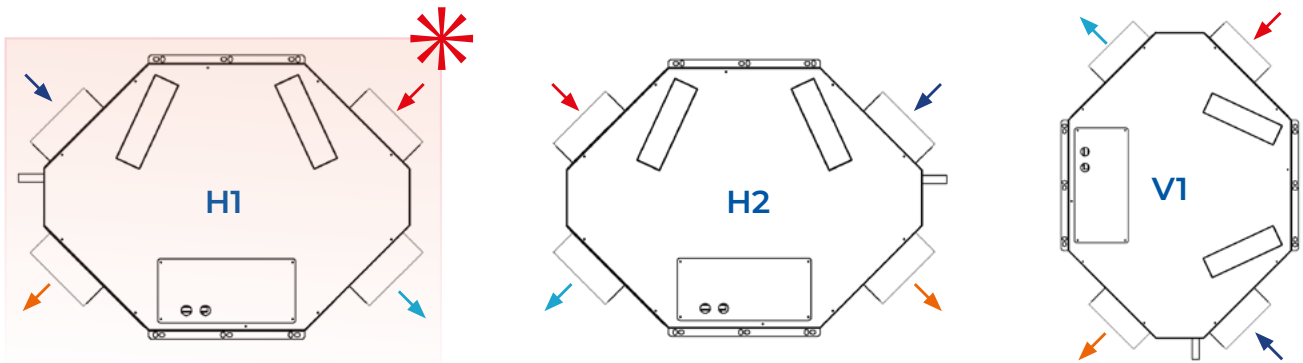
Distribution connection with a maximum of 8 Ø75 mm connections.

CODE	PRICE
RACCORDO-SMART-4XD75*	192,90 €
RACCORDO-SMART-6XD75*	180,50 €
RACCORDO-SMART-8XD75*	241,10 €

*Useable both as a connection plenum connected by hose (see kit) or directly assembled to the machine.

LEGEND

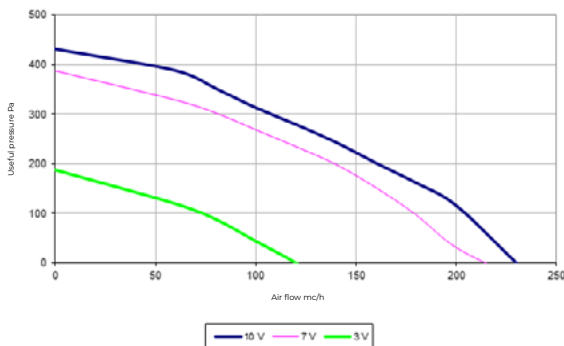
- ➡ OUTSIDE AIR INTAKE
- ➡ INDOOR AIR INTAKE
- ➡ INDOOR AIR SUPPLY
- ➡ OUTSIDE AIR EXPULSION



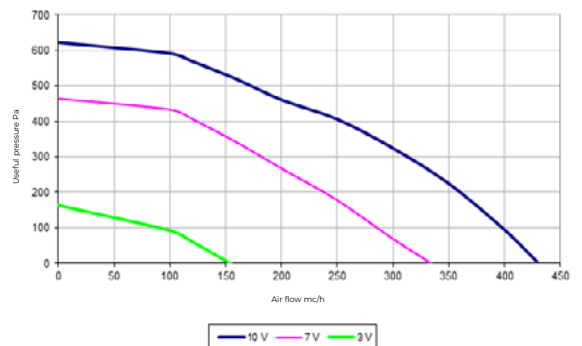
*Note: Without the indication of the configuration, the H1 is to be considered standard. For a different configuration, it must be specified when ordering.

PERFORMANCE GRAPHS

URC DOMO SMART 20Z



URC DOMO SMART 40Z





NEWS



DOWNLOAD PRICE UPDATE

URC DOMO SMART V

VMC VERTICAL

Modular ultra-light URC DOMO SMART.
Efficiency up to 90%.
URC DOMO SMART units are suitable for internal installation, ceiling or floor.

DESCRIPTION



Electronics S STANDARD: Two ventilation operating modes:
Manual - manually set the fan speed to high, medium and low.
Reduced - automatically set the fan speed low. Adjustable timer for cleaning and filter replacements.
Control panel **CNV-BPM**.



Electronics E ADVANCED: Separate adjustment of the ventilation set of supply and return, with 10 speed steps. On/Off switching. Automatic bypass for free-cooling. Adjustable timer for cleaning and filter replacements. Weekly timer management for the switching on and off of the ventilation unit.
Control panel **CNV-SMART** with management via SMART LIFE APP.

FEATURES

- Self-supporting sheet metal structure.
- Externally painted galvanized sheet metal panels with high-density EPS insulation.
- Polypropylene cross-counterflow high-efficiency heat exchanger ($\leq 90\%$)
- Summer and winter operation.
- Brushless fans with electronic motor and modulating control. Very high efficiency and low noise levels - Compliant with ErP2018.
- Filters with low pressure drop of ePM 1 - 70% (F7) efficiency on both the renewal and the extracted air.
- **Optional:** CO₂ and humidity sensor for air quality monitoring (CO2SENSOR-SMART module).

TECHNICAL DATA

MODEL	VOLTAGE (V) 50HZ	MAX FLOW. (m ³ /h)	SOUND PRESSURE dB(A)	EFFICIENCY (%)	CODE MACHINE	PRICE	CONTROLLER CODE	PRICE
URC DOMO SMART 20V	230	241	31.5	88	URC-DOMOSMART20VS	2.234,90 €	CNV-BPM	205,20 €
	230	241	31.5	88	URC-DOMOSMART20VE	2.440,85 €	CNV-SMART	291,60 €
URC DOMO SMART 40V	230	411	37.5	81	URC-DOMOSMART40VS	2.769,90 €	CNV-BPM	205,20 €
	230	411	37.5	81	URC-DOMOSMART40VE	2.980,20 €	CNV-SMART	291,60 €

ENERGY CONSUMPTION	20V	40 V
cold zone	A+ →	A+ →
medium zone	A →	A →
warm zone	E →	E →

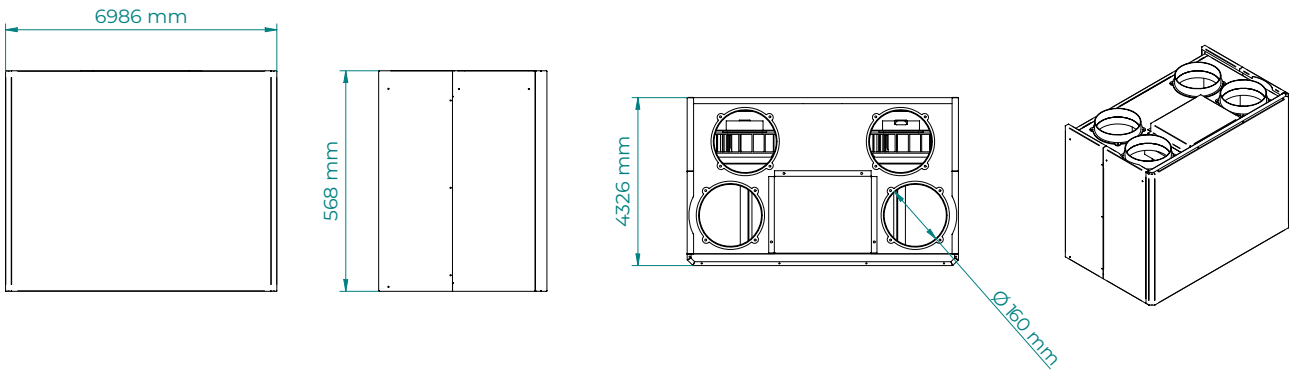
Energy efficiency, according to EN13141-7, with a temperature difference of 13°C in dry conditions (without condensate formation). Outdoor air temperature of 7°C 72% RH and return air temperature of 20°C 30% RH.

OPTIONAL ACCESSORY

Sensor to monitor real-time levels of CO₂, humidity, and PM2.5. If one of these values exceeds the preset limit in the control menu, the unit will automatically adjust the fan flow, increasing or decreasing the intensity, until the levels are restored to the desired range.

CODE	DESCRIPTION	PRICE
CO2SENSOR-SMART	Sensor for detecting CO ₂ , Humidity and PM2.5 parameters	437,00 €

DIMENSIONS



MODEL	Width (mm)	Depth (mm)*	Height (mm)	Ø connections (mm)	Condensate (mm)	Weight (Kg)
URC DOMO SMART	698.6	432.6	568	160	20	42

Note: for the inspection and maintenance of the machine, a space of at least 30 cm must be left from other structures

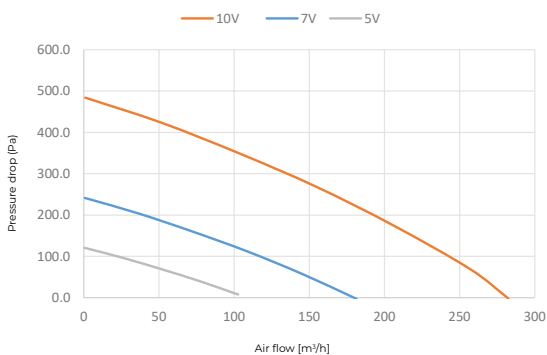
MACHINE CONFIGURATION - TOP VIEW



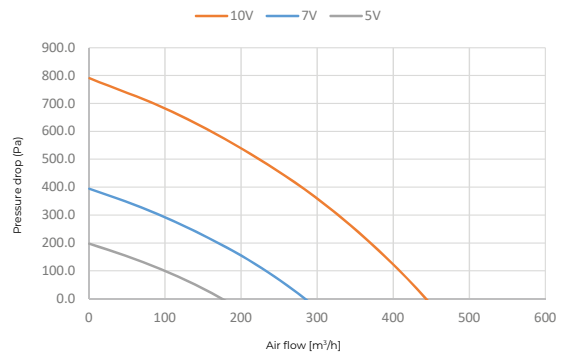
Note: Specify the desired configuration if different from the standard during the ordering phase.

PERFORMANCE GRAPHS

URC DOMO SMART 20V



URC DOMO SMART 40V



[*] Curves referring to the following conditions UNI EN 13141-7: outdoor air. 7° - 70% RH / indoor air. 20° - 28% RH



DOWNLOAD PRICE UPDATE

URA R DOMO K

VMC + DEHUMIDIFY

URA R DOMO K is a compact unit of controlled mechanical ventilation, dehumidification and air treatment with high-efficiency heat recovery, for application with radiant panels. Efficiency up to 90%.


DESCRIPTION

Model D^{STANDARD}: unit for the renewal of indoor air with outdoor air through a high-efficiency heat exchanger, the air flow is increased by partially recirculating the indoor air thus allowing the operation of the refrigeration circuit, obtaining dehumidified air during the summer period (active compressor).

Model DC^{WITH INTEGRATION}: unit for the renewal of indoor air with outdoor air through a high-efficiency heat exchanger. The air flow is increased by partially recirculating the indoor air thus allowing the dehumidification of the air and providing an integration of the cooling/heating capacity to the radiant air conditioning system.

During the summer period, the unit can operate in 2 modes:
 1 Renewal + Dehumidify: the unit partially condenses the air and partially in water through the plate condenser, obtaining dehumidified air;
 2 Renewal + Dehumidify + Cooling integration: the unit completely condenses in water, thus obtaining dehumidified and cooled air. During the winter period (compressor off) the hydronic coil is powered with hot water from the heating system and acts as a thermoventilator with heat recovery.

Electronics I^{STANDARD}: Complete electrical panel with management card: 4 fan speeds, frost protection, automatic bypass, temperature probes, management of post-heating batteries, and automatic dirty filter notification. Control panel



FEATURES

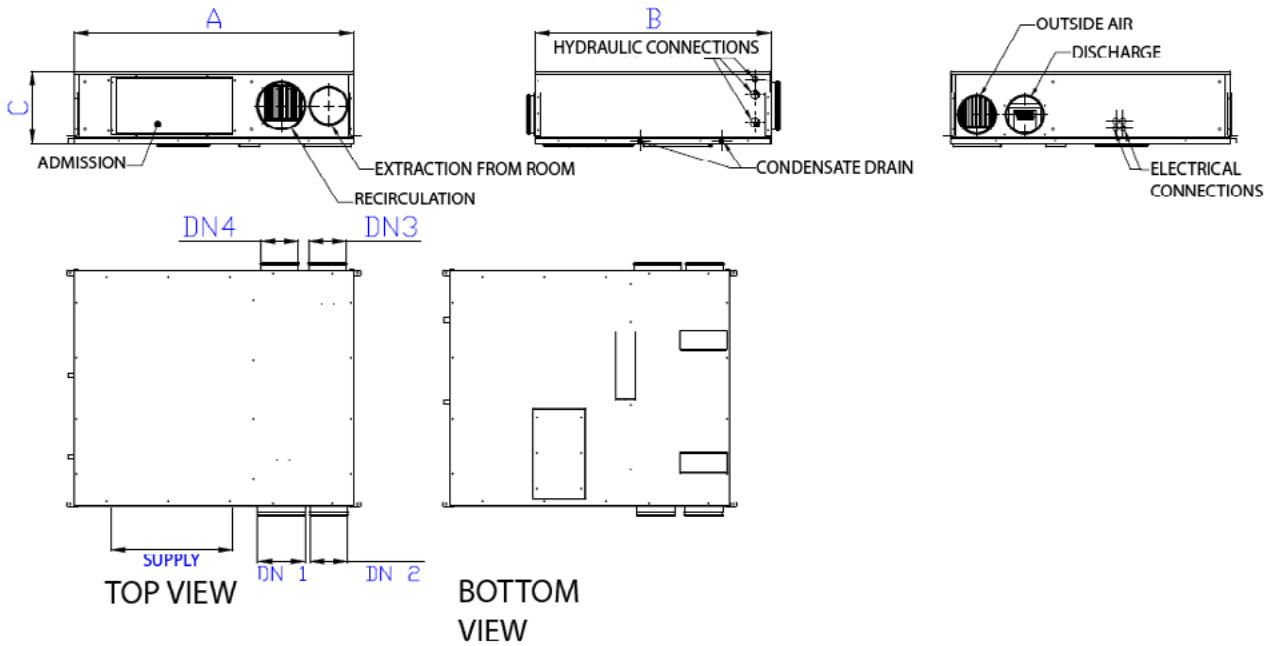
- Panels made of self-supporting sheet metal painted RAL9003 matte with high-density EPS interiors.
- Counter-current high-efficiency >90% polypropylene heat exchanger.
- Summer and winter operation.
- Brushless centrifugal fans with electronic motor and modulating control.
- Very high efficiency and low noise levels Compliant with Erp2018 regulations.
- PM1 80% filters easily removable on the external air intake and on the extraction air; Coarse filters with low pressure drop easily removable on recirculated air.
- The unit can be equipped with a refrigeration circuit for dehumidification or the integration of cooling and heating.

ENERGY CONSUMPTION	30/15	50/25
medium zone	A	A

MODEL	VOLTAGE (V) 50HZ	MAX FLOW. (m³/h)	SOUND PRESSURE dB(A)	EFFICIENCY NOMIN. (%)*	CODE MACHINE	PRICE	CODE DIAPHRAGM	PRICE
URARDOMO 30/15 H KD	230	375	39.7	80.9	URAR-DOMO3015KDI	5.361,40 €	CNU	275,20 €
URARDOMO 30/15 H KDC					URAR-DOMO3015KDCI	5.724,30 €	CNU	275,20 €
URARDOMO 50/25 H KD	230	605	43.2	80.6	URAR-DOMO5025KDI	6.236,60 €	CNU	275,20 €
URARDOMO 50/25 H KDC					URAR-DOMO5025KDCI	6.636,70 €	CNU	275,20 €

* External air temperature 30°; relative humidity 60%. room temperature 25°C; relative humidity 50%, nominal air flow

DIMENSIONS



MODEL	Width A (mm)	Depth B (mm)	Height C (mm)	Ø connections (mm)		Condensate Ø (mm)	Water connections supply/return Ø	Supply bxh (mm)	Weight (Kg)
				Ø 1 recirculation	Ø 2 3 4 spoiled/renewal				
URA R DOMO 30/15	880	1070	251	160	160	18	1/2" - 1/2"	350x180	74
URA R DOMO 50/25	995	1180	309	200	160	18	1/2" - 1/2"	515x240	90

Note: for the inspection and maintenance of the machine, a space of at least 30 cm from other structures is necessary

SUPPLY PLENUM

Number of connections	Ø connections (mm)	Size matching URA R DOMO K	Code	PRICE
to be specified	to be specified	30/15	PLM-URAR1H**	136,30 €
		50/25	PLM-URAR2H**	136,30 €

Supply plenum in PAL for URA R DOMO K
NB Specify number and Ø of outlet connections.
 Example: plenum for URA R DOMO K size 30/15 with 3 connections Ø 80 + 1 connection Ø 125
 code: **PLM-******* | description: **3xD80 + 1xD125**

OPERATING VALUES THERMAL AND REFRIGERATION CAPACITIES

MODEL	Dehumidifying capacity useful (l/24h) ⁽¹⁾	Hydronic battery cooling capacity (kW) ⁽²⁾	Summer compressor cooling capacity (kW)	Thermal power output (kW) ⁽³⁾	Water flow summer/winter operation (m³/h)	Summer/winter summer/winter pressure drop (Kpa)	Power absorbed compressor (kW)
URA R DOMO 30/15 D	30.5	0.7	-	0.86	0.25	8.5	0.47
URA R DOMO 50/25 D	56	1.56	-	1.4	0.35	10.5	0.77
URA R DOMO 30/15 DC	30.5	0.7	1.55	0.86	0.25	8.5	0.47
URA R DOMO 50/25 DC	56	1.56	2.4	1.4	0.35	10.5	0.77

(1) External air temperature 30 °C; relative humidity 60%. room temperature 25 °C; relative humidity 50%, nominal air flow

(2) Room temperature 25 °C; relative humidity 60%, nominal air flow; Water in at 16 °C

(3) Room temperature 20 °C; relative humidity 60%, nominal air flow; Water in at 35 °C



DOWNLOAD PRICE UPDATE

URA R DOMO V

VMC + DEHUMIDIFY V

URA R DOMO is a controlled mechanical ventilation unit with a high-efficiency heat recovery system, air treatment section with dehumidification, cooling, and heating.
Efficiency up to 90%.

DESCRIPTION

Model D STANDARD Unit for renewing room air with outside air through a high-efficiency recovery system, increasing air flow by partially recirculating room air thus allowing the refrigeration circuit to operate, achieving dehumidified air during the summer period (compressor active). Equipped with pre and post cooling/heating hydronic batteries that, if powered, allow the integration of refrigeration/heating capacity to the radiant air conditioning system (connection to the heating/cooling system does not block the unit's operation even if it decreases the dehumidification performance).

Model DC WITH INTEGRATION: Unit for renewing room air with outside air through a high-efficiency recovery system, increasing air flow by partially recirculating room air thus dehumidifying the air and providing integration of refrigeration/heating capacity to the radiant air conditioning system. During the summer period (compressor active) the unit can operate in two modes. **1- Renewal + Dehumidify:** the unit partially condenses in air and partially in water through the plate condenser, obtaining dehumidified air. **2- Renewal + Dehumidify + Cooling integration:** the unit totally condenses in water, thus obtaining dehumidified and cooled air. During the winter period (compressor off) the hydronic battery is fed with hot water from the heating system and acts as a thermo-fan with recovery system.

Electronics I STANDARD: Electrical panel complete with management board: 4 fan speeds, frost protection, automatic bypass, temperature probes, management of post-heating batteries, and automatic dirty filter notification.

Control panel **CNU**



FEATURES

- Double panel sandwich panels, externally painted, internally galvanized.
- Counter-current polypropylene heat exchanger with high efficiency up to 90%.
- Plug-fun Brushless fans with electronic motor and modulating control Erp2018.
- Two ePM1 80% - F7 filters on the external air intake and on the supply air; Coarse filter on the recirculated air.
- Refrigeration circuit made of brazed copper, high efficiency compressor.
- On-board electrical panel with microprocessor and dedicated regulation: fan management, display of internal machine temperature probes, dirty filters timed management, recirculated and renewed air management.
- Vertical floor installation.

MODEL	30/15 D-DC	50/25 D-DC
URA R DOMO V	B	A

Values according to European regulations 1253/2014 and 1254/2014.

SUPPLY PLENUM

Number of connections	Ø Connections (mm)	Size matching URA R DOMO V	Code	PRICE
To be specified	To be specified	30/15	PLM-URARIV	136,30 €
		50/25	PLM-URAR2V	136,30 €

Supply plenum in PAL for URA R DOMO V

NB: Specify number and Ø of outlet connections.

Example: plenum for URA R DOMO V size 30/15

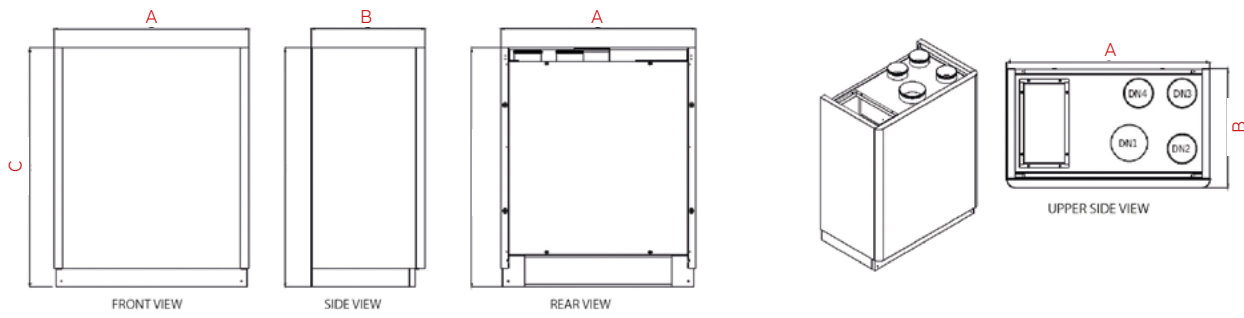
with 3 connections Ø 80 + 1 connection Ø 125

code: **PLM-URARIV** | description: **3xD80 + 1xD125**

MODEL	VOLTAGE (V) 50Hz	FLOW TOT.(m ³ /h) 100 Pa	FLOW AIR INTEG.(m ³ /h) 100 Pa	INTENSITY (A)	SOUND PRESSURE LP 3m dB (A)	EFFICIENCY (%)*	CODE MACHINE	PRICE	CODE DIAPHRAGM	PRICE
URA R DOMO 30/15 V D	230	401	204	5,5	40,8	81,5	URAR-DOM3015VDI	6.092,10 €	CNU	275,20 €
URA R DOMO 50/25 V D	230	640	319	7	40,9	81,8	URAR-DOM5025VDI	6.896,10 €	CNU	275,20 €
URA R DOMO 30/15 V DC	230	401	204	5,5	40,8	81,5	URAR-DOM3015VDCI	6.466,80 €	CNU	275,20 €
URA R DOMO 50/25 V DC	230	640	319	7	40,9	81,8	URAR-DOM5025VDCI	7.223,10 €	CNU	275,20 €

* External air 7°C/72% RH - Indoor air 20°C/28% RH.

DIMENSIONAL AND TECHNICAL DATA



MODEL	Width A (mm)	Depth B (mm)	Height C (mm)	Ø connections (mm)		Condensate Ø (mm)	Water connections (mm)	Supply bxh (mm)	Weight (Kg)
				Ø 1 recirculation	Ø 2 3 4				
URA R DOMO 30/15	885	515	1085	160	125	20	1/2"	345x175	75
URA R DOMO 50/25	985	740	1185	200	160	20	1/2"	510x240	84

WINTER/SUMMER OPERATING VALUES

MODEL	Dehumidifying capacity useful (l/24h)*	Hydronic battery cooling capacity (Kw)**	Compressor cooling capacity (Kw)**	Water flow (m ³ /h)	Pressure drop (Kpa)	Thermal thermal output (kW)***
URA R DOMO 30/15 D	30,5	0,7	-	0,25	8,5	0,86
URA R DOMO 50/25 D	56	1,56	-	0,35	10,5	1,4
URA R DOMO 30/15 DC	30,5	0,7	1,55	0,25	8,5	0,86
URA R DOMO 50/25 DC	56	1,56	2,4	0,35	10,5	1,4

* External air 30°C/60% RH; indoor air 25°C/50%, nominal flow

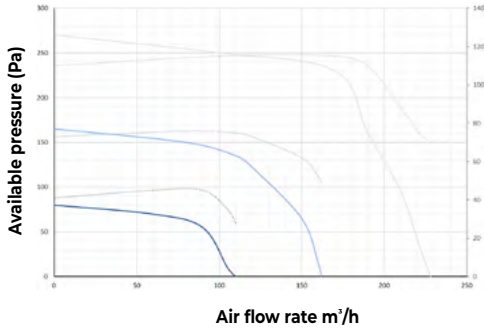
** External air 25°C/60% RH nominal flow; Water IN at 16°C

*** External air 20°C/60% RH nominal flow; Water IN at 35°C

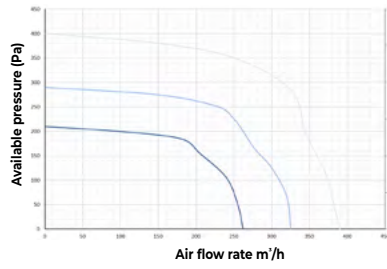
PERFORMANCE GRAPHS URA R DOMO K/V

URA R DOMO K 30/15 D-DC

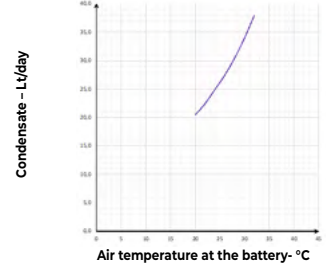
VENTILATION



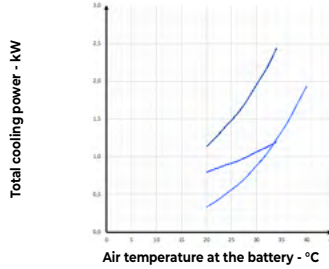
INTEGRATION/DEHUMIDIFICATION



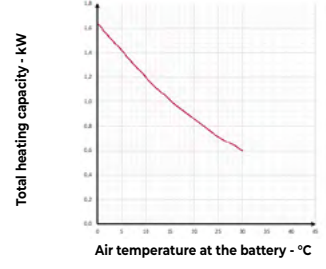
DEHUMIDIFYING CAPACITY (2)



COOLING CAPACITY (3)

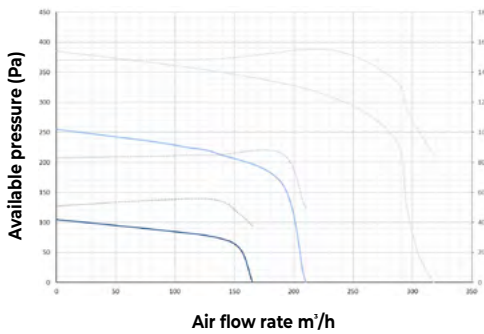


THERMAL OUTPUT (4)

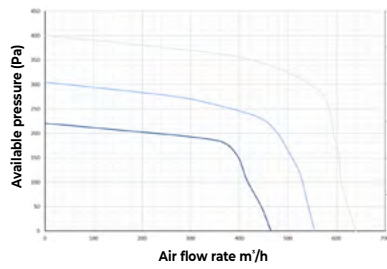


URA R DOMO K 50/25 D-DC

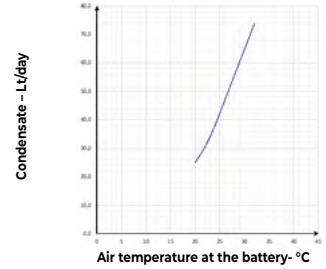
VENTILATION



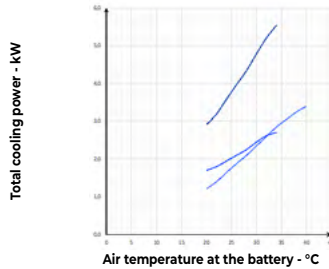
INTEGRATION/DEHUMIDIFICATION



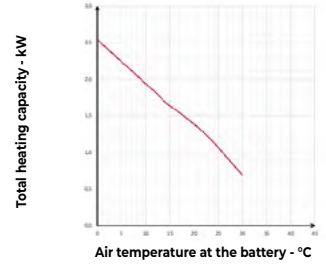
DEHUMIDIFYING CAPACITY (2)



COOLING CAPACITY (3)

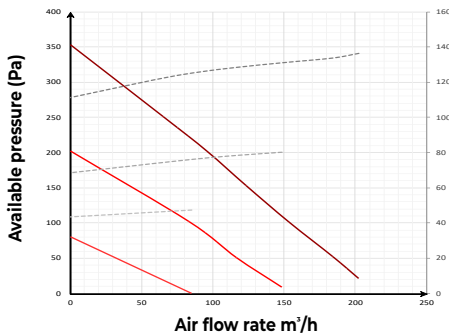


THERMAL OUTPUT (4)

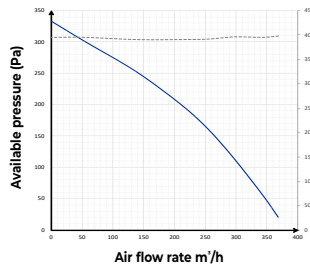


URA R DOMO V 30/15 D-DC

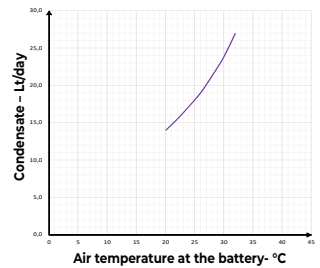
VENTILATION



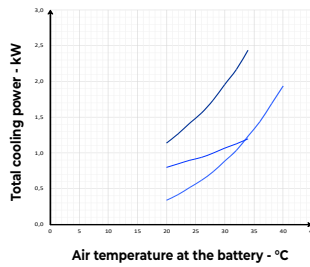
INTEGRATION/DEHUMIDIFICATION



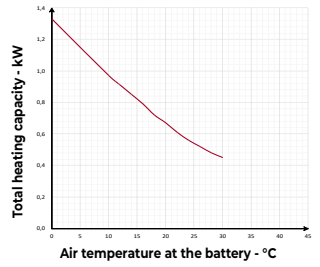
DEHUMIDIFYING CAPACITY (*)

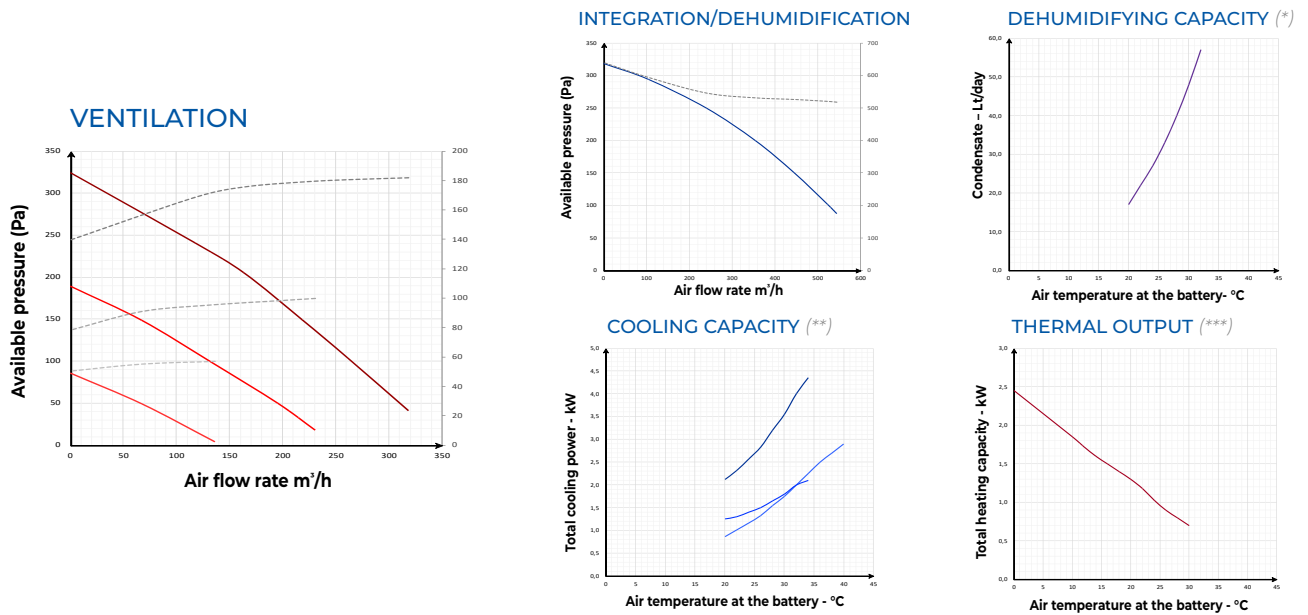


COOLING CAPACITY ()**



THERMAL OUTPUT (*)**

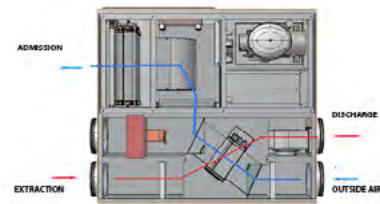




(2) External air temperature 30°; relative humidity 60%, room temperature 25°C; relative humidity 50%, water inlet temperature 16°C nominal air flow
 (3) - Room temperature 25°; relative humidity 60%, nominal external air flow, water inlet temperature 16°C, nominal air flow;
 (4) - Room temperature 20°; relative humidity 60%, nominal external air flow, water inlet temperature 35°C, nominal air flow;
 (*) Room temperature 25°; 60% r.h., Water IN at 16°C - nominal external air flow
 (**) Room temperature 25°; 60% r.h., Water IN at 16°C - nominal external air flow
 (***) Room temperature 20°; 60% r.h., Water IN at 35°C - nominal external air flow

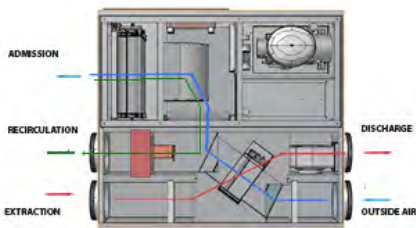
AIR EXCHANGE ONLY OPERATION

The unit provides high-efficiency heat recovery mechanical ventilation: fan speeds can be selected to achieve the desired airflow to meet air renewal requests. Selectable flow rates are:
 · for size 30/15 and 50/25 from 0 to 150 mc/h

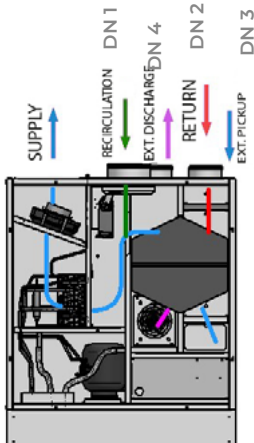


AIR EXCHANGE + DEHUMIDIFICATION OPERATION

TOP VIEW



FRONT VIEW



The high-efficiency heat recovery mechanical ventilation continues to be provided by the unit, however, the airflow is increased by reintroducing air into the environment through a dedicated duct, to increase the air volume in the integration zone.

- The integration part can consist of 2 versions:
- version D with dehumidification
 - version DC with dehumidification and integration

Version D is most commonly applied in radiant systems where only dehumidification is needed during the summer period. During operation, the unit, through humidity and temperature probes, activates the refrigeration circuit composed of the compressor, the air evaporation battery, and the air condenser, thus achieving dehumidification. By powering the post hydronic battery with water from the radiant system (lack of power to the battery does not compromise the refrigeration circuit operation), it is possible to realize an integration to summer cooling and winter heating. Version DC is most commonly applied in radiant systems where dehumidification and cooling integration are needed during the summer period. During operation, the unit through humidity and temperature probes, activates the refrigeration circuit composed of the compressor, the air evaporation battery, and the air and water condenser fed by the radiant system, thus achieving air dehumidification and cooling integration. During the winter period, it is still possible to use the unit to integrate the radiant heating through the feeding of the hot water hydronic battery, obtaining a rapid thermal contribution to the environment.

ErP
READY

NEW



DOWNLOAD PRICE UPDATE

DESCRIPTION

Model: Managed version with remote control operation via infrared. Selection of the ventilation speed setting and choice of operating mode between air supply only, air extraction only, or automatic cycle for heat recovery. Selection of operation with sensor mode and automatic ventilation management. Automatic cycle time management for optimizing heat recovery efficiency.

URCP EVO

UNIT VMC

URCP EVO is a single-zone heat recovery unit that allows the realization of high-performance Mechanical Ventilation with Heat Recovery (MVHR) without the need to design a system with ducts, diffusers, and centralized units. The unit operates on the principle of regenerative heat recovery through a ceramic exchanger located inside the unit and a fan. Efficiency up to 80%.

FEATURES

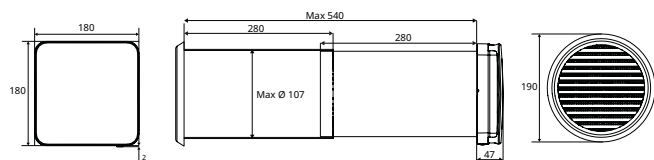
- Structure made of antistatic ABS plastic material with UV protection.
- Heat exchanger with regenerative operation and alternating flow.
- DC Brushless fan with electronic motor and modulating control, very high efficiency and low noise levels.
- Coarse filters with low pressure drop and easily removable (G3).
- Quick installation with the included kit, consisting of telescopic tubing and a foldable external grille.
- Two sizes available with different airflow rates.
- Temperature, humidity, light, and VOC sensors.

TECHNICAL DATA

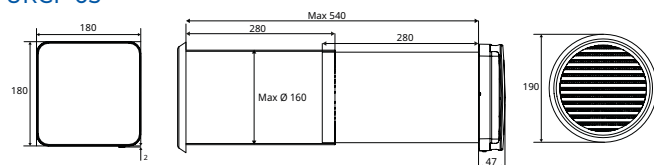
MODEL	Ø (mm)	REMOTE CONTROL	N. speed	VOLTAGE (V)	AIRFLOW (m³/h) max-med-min	EXTERNAL AIR TIGHTNESS (m³/h)	POWER ABSORBED (W)	SOUND PRESSURE 1M dB(A) max-med-min	ENERGY CLASS	WEIGHT (Kg)	CODE MACHINE	PRICE
URCP 02	107	comando IR	3	230/1/50	24 - 12 - 8	2	6,6	28-26-23	A	2,7	URCP02IR	651,00 €
URCP 05	160	comando IR	3	230/1/50	50 - 25 - 15	3	6,6	32-26-18	A	4	URCP05IR	655,20 €

DIMENSIONAL DATA

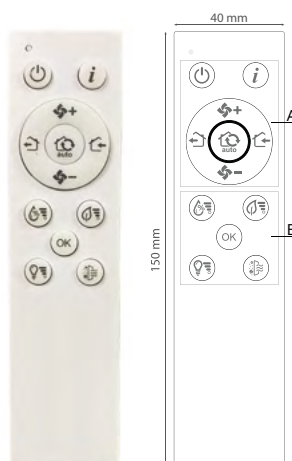
URCP 02



URCP 05



CONTROL IR



A	Basic functions
B	Advanced functions (installer-specific)
⏻	On/Off button
i	Info button
🔄	Auto Button (Automatic Timed Cycle Eject / Insert)
⬆️	Increase fan speed button
⬇️	Fan speed decrease button
🏠	Air expulsion button
🏠	Air intake button
💧	Humidity sensor button
🌫️	Voc sensor button
OK	Sensor threshold confirmation button
☀️	Lux sensor button
🔄	Filter reset button



ACCESSORIES AND RECOVERY SYSTEMS

For technical specifications of the following products consult the technical sheets on the website: www.aircontrolclima.it

CENTRALIZED VMC CONTROLS



CNV-BPM PANEL
Control panel for management: fan speed adjustment (3 steps), ON/OFF bypass for free-cooling, filter alarm display (timer)

SUITABLE FOR SERIES **URC DOMO SMART**

CODE	PRICE
CNV-BPM	205,20 €



CNV-SMART PANEL
Control panel for management: separate ventilation setting for supply and return air, with 10 steps of speed. Automatic bypass for free-cooling. Adjustable timer for cleaning and filter replacements. Weekly timer management.
*Management via SMART VENT APP remotely.

SUITABLE FOR SERIES **URC DOMO SMART**

CODE	PRICE
CNV-SMART	291,60 €



CNU PANEL
The keyboard has 6 navigation buttons. The interface is structured through masks, which contain text, graphical symbols, and numbers. The buttons are located on the black bar at the bottom of the display. From the main screen, you can see:

- the day of the week at the top
- the room temperature on the top line
- the room humidity on the bottom line

SUITABLE FOR SERIES **URA R DOMO K - V**

CODE	PRICE
CNU	275,20 €

CENTRALIZED VMC ACCESSORIES



SQA REGULATOR

Environmental regulator for VOC control with integrated sensor (power supply 230 Volt AC; dim. L96.4 x H101 x P39 mm)

SUITABLE FOR SERIES **URA R DOMO D/DC**

CODE	PRICE
SQA	364,60 €



HUMIDOSTAT UMR

Room humidostat, ON/OFF signal for humidification/dehumidification control via an external manual potentiometer, wall mounting. (Range: 30...90% UR; dim. L76 x H76 x P34 mm)

SUITABLE FOR SERIES **URA R DOMO D/DC**

CODE	PRICE
UMR	205,20 €



CHRONOTHERMO-HUMIDOSTAT

Integrated chronothermostat/humidostat: allows the control of room temperature and humidity through the command of two separate relays and the management of time slots.

SUITABLE FOR SERIES **URA R DOMO D/DC**

CODE	PRICE
CTH	421,20 €



TEMPERATURE PROBE

Probe for temperature detection in the environment. Positioning on box 503.

SUITABLE FOR SERIES **URA R DOMO D/DC**

CODE	PRICE
SAB	132,00 €



CONDENSATE DRAIN SYPHON

Syphon for condensate drainage.

SUITABLE FOR SERIES **URA R DOMO D/DC**

CODE	PRICE
SIF	82,80 €



2-WAY VALVE

Zone valve ON/OFF, 1/2" 2-way.

SUITABLE FOR SERIES **URA R DOMO D/DC**

CODE	PRICE
VDZ2	286,20 €



3-WAY VALVE

Zone valve ON/OFF, 1/2" 3-way.

SUITABLE FOR SERIES **URA R DOMO D/DC**

CODE	PRICE
VDZ3	333,90 €

VMC CENTRALIZED FILTER PARTS



FILTER KIT FAE1-S
Kit of 2 filters. PVC frame, fiberglass filter media.
Filtration efficiency F7.

FDR1-URC Replacement filters 20-40 H (300x300x48 mm)
FDR2-URC Replacement filters 20-40 V (300x300x48 mm)

CODE	PRICE
FDR1-URC	38,90 €
FDR2-URC	38,90 €

SUITABLE FOR SERIES **URC DOMO SMART**



FILTER KIT EPM1 + COARSE
Kit of 3 filters (2 ePM1 80% + 1 Coarse):

FDR1-URARH for URA R DOMO 30/15 H
FDR2-URARH for URA R DOMO 50/25 H
FDR1-URARV for URA R DOMO 30/15 V
FDR2-URARV for URA R DOMO 50/25 V

CODE	PRICE
FDR1-URARH	86,30 €
FDR2-URARH	95,50 €
FDR3-URARH	86,30 €
FDR4-URARH	95,50 €

SUITABLE FOR SERIES **URA R DOMO K/V**



3G FILTER

G3 Low Pressure Drop Filter. 10 Filter Kit.

CODE	PRICE
FDR1	120,20 €

SUITABLE FOR SERIES **URCP EVO**

ELECTRIC BATTERIES



BER

Electric heating battery with circular section consisting of a galvanized sheet metal frame with wire resistance. Lateral electrical box equipped with cable gland and terminal block.

MODEL MACHINE	NOMINAL ELECTRIC POWER (KW)	POWER SUPPLY	Ø (mm)	CODE	PRICE
SMART 200	0,75	230/1/50	160	BER-1S	569,00 €
SMART 400	1,5	230/1/50	160	BER-2S	690,00 €



BAC

Water heating batteries, equipped with threaded connections including valves for air venting and battery drain. Heat exchange in P60 geometry, with copper pipes and aluminum fins.

MACHINE MODEL	POWER THERMAL NOM. (KW)	NOM. WATER FLOW RATE (l/h)	WATER SIDE PRESSURE DROP (Kpa)	AIR SIDE PRESSURE DROP (Pa)	DELIVERY TEMP. (°C)	MODULE DIMENSIONS LXPXH (mm)	Ø (mm)	WATER ATTACK	CODE	PRICE
SMART 200	0,8	139	2	31	26,7	250x345x205	160	1/2"	BAC1-S	680,00 €
SMART 400	1,6	277	10,2	37	16,7	250x445x230	160	1/2"	BAC2-S	740,00 €



BAF

Water cooling batteries with frame in aluminum profiles and panels in simple galvanized sheet metal, with insulation in sound-absorbing mat. Heat exchange battery in geometry P25, with copper pipes and aluminum fins.

MACHINE MODEL	POWER THERMAL NOM. (KW)	NOM. WATER FLOW RATE (l/h)	WATER SIDE PRESSURE DROP (Kpa)	AIR SIDE PRESSURE DROP (Pa)	DELIVERY TEMP. (°C)	MODULE DIMENSIONS LXPXH (mm)	Ø (mm)	WATER ATTACK	CODE	PRICE
SMART 200	1,65	287	16,3	67	15	450x400x230	160	1/2"	BAF1-S	1.140,00 €
SMART 400	3,14	546	28,4	80	15,5	450x500x260	160	1/2"	BAF2-S	1.280,00 €

DESCRIPTION	CODE	PRICE
3 WAY ON-OFF VALVE - FOR BATTERY. WATER	VZ1-S	260,00 €



DOWNLOAD PRICE UPDATE

URC 80 EC

VMC H/V

URC 80 EC is a complete ventilation unit with a heat recovery system dedicated to air exchange without energy waste. The unit is particularly suitable for commercial or collective premises and in all cases where the nominal air flows for air exchange do not exceed 4500 mc/h.

Efficiency up to 80%.

MACHINES AVAILABLE WITH A FLOW RATE ABOVE 4500 m³/h (UPON REQUEST).

DESCRIPTION



Electronics S_{STANDARD}: Two ventilation operating modes:

Manual - manually sets the fan speed to high, medium, and low.

Reduced - automatically sets the fan to low speed. Adjustable timer for cleaning and filter replacements.

Control Panel **CNV-BPM**.



Electronics E_{ADVANCED}: solution with an on-board electrical panel complete with microprocessor and dedicated regulation.

Management of modulating fans, display of internal machine temperature probes, management of dirty filters with pressure switches, management of free-cooling with temperature probes, management of pre and post heating - water and electric cooling batteries, management of on-off and modulating valves at 2-3 points, management of dehumidification through external batteries and humidity probes. Fan operation with variable speeds, constant flow or constant pressure. Wide graphical interface with configuration menu and multilingual user menu. Advanced Control Panel **CNV-EVO**.

FEATURES

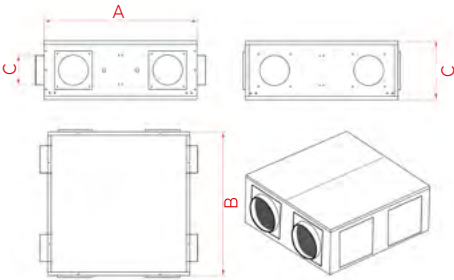
- Structure in self-supporting sheet metal with perimeter seal gasket.
- Sandwich panels in galvanized sheet metal (thickness 25 mm) with polyurethane foam insulation.
- Eurovent certified cross-flow aluminium heat exchanger.
- Summer bypass with installed motorized damper.
- Brushless fans with electronic motor and modulating control.
- Very high efficiency and low noise levels (ErP 2018).
- Filters with low pressure drop, easily removable: ePM1 70% (F7) on renewal air, ePM10 50% (G4) on extracted air.
- Universal installation (Z).

TECHNICAL DATA

MODEL	VOLTAGE (V 50HZ)	FLOW RATE (m ³ /h)	USEFUL HEAD (Pa)	MAX ABSORBED POWER (W)	SOUND PRESSURE LP AT 3 m dB(A)	EFFICIENCY (%)	MACHINE CODE	PRICE	CODE DIAPHRAGM	PRICE
URC 80 EC050	230	440	80	2 x 100	39.2	73	URC80-EC-050-ZS	2.478,40 €	CNV-BPM	205,20 €
							URC80-EC-050-ZE	3.364,20 €	CNV-EVO	255,50 €
URC 80 EC070	230	680	50	2 x 145	40.8	73	URC80-EC-070-ZS	3.255,20 €	CNV-BPM	205,20 €
							URC80-EC-070-ZE	4.183,00 €	CNV-EVO	255,50 €
URC 80 EC100	230	1000	120	2 x 305	43.9	72.5	URC80-EC-100-ZS	3.884,20 €	CNV-BPM	205,20 €
							URC80-EC-100-ZE	4.829,70 €	CNV-EVO	255,50 €
URC 80 EC150	230	1500	80	2 x 305	45.1	74.5	URC80-EC-150-ZS	4.755,20 €	CNV-BPM	205,20 €
							URC80-EC-150-ZE	5.622,20 €	CNV-EVO	255,50 €
URC 80 EC200	230	2000	80	2 x 270	47.7	74.5	URC80-EC-200-ZS	6.490,90 €	CNV-BPM	205,20 €
							URC80-EC-200-ZE	7.328,70 €	CNV-EVO	255,50 €
URC 80 EC250	400	2800	100	2 x 725	48.9	74	URC80-EC-250-ZS	7.926,50 €	CNV-BPM	205,20 €
							URC80-EC-250-ZE	8.972,30 €	CNV-EVO	255,50 €
URC 80 EC350	400	3500	80	2 x 1006	52.5	77.5	URC80-EC-350-ZS	11.597,90 €	CNV-BPM	205,20 €
							URC80-EC-350-ZE	12.643,70 €	CNV-EVO	255,50 €
URC 80 EC450	400	4500	120	2 x 1006	54.1	74.5	URC80-EC-450-ZS	12.970,50 €	CNV-BPM	205,20 €
							URC80-EC-450-ZE	14.016,30 €	CNV-EVO	255,50 €

Data refers to conditions (UNI EN 13141-7): nominal air flow - external air 5 °C with 72% RH / expelled air 25 °C with 28% RH)

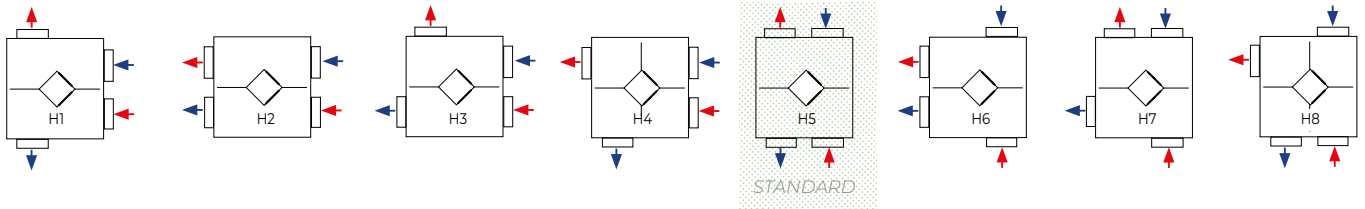
DIMENSIONAL DATA



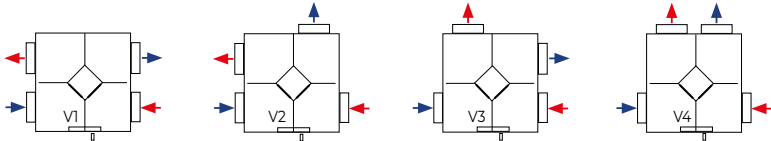
SIZES	Width A (mm)	Depth B (mm)	Height C (mm)	Ø connections (mm)	Condensate Ø (mm)	Weight (kg)
050	750	750	390	160	20	75
070	1050	1050	400	200	20	98
100	1050	1050	400	200	20	103
150	1250	1250	550	315	20	155
200	1390	1390	610	355	20	225
250	1390	1390	610	355	20	231
350	1900	1900	710	400	20	245
450	1900	1900	860	450	20	275

MACHINE CONFIGURATION - TOP VIEW

HORIZONTAL INSTALLATION - TOP VIEW



VERTICAL INSTALLATION - FRONT VIEW



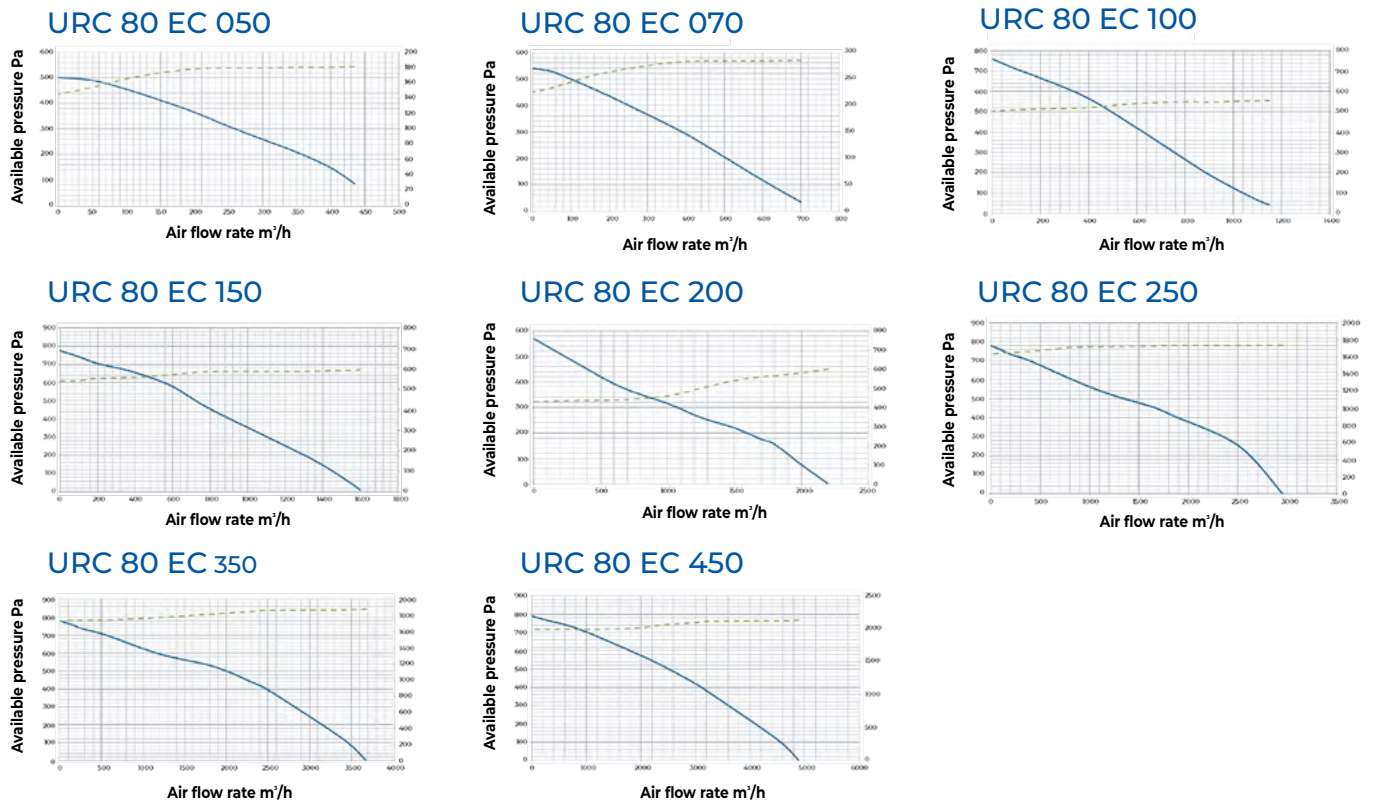
Units are shown top view (horizontal installation) and front view (vertical installation).

Units are shown with the configuration: renewal air = blue arrows; expelled air = red arrows (condensate siphon installed on the fan side red arrow).

Possibility to mirror the indicated configurations (upon request).

N.B.=Without the indication of the configuration, H5 is to be considered standard.

PERFORMANCE GRAPHS





DOWNLOAD PRICE UPDATE

URA

VMC + ON/OFF INTEGRATION

URA is an active recovery unit for heating, cooling, and air renewal of environments, consisting of a monoblock including all components for proper operation: fans, refrigeration circuit with high-efficiency compressors, air filtration sections, and cross-flow heat recovery system. The unit can function as a passive recovery system and as an active thermodynamic recovery system and is particularly suitable for residential, commercial, or collective residential buildings. Efficiency over 50%.

FEATURES

- Perimeter structure with aluminium profiles, sealing gaskets, and no air leakage.
- Panels made of double sandwich panel insulated.
- Static aluminium cross-flow heat exchanger.
- Double suction centrifugal fans with directly coupled motor compliant with ErP 2018 regulations.
- Heat pump refrigeration circuit with on-off scroll hermetic compressor (gas R407C).
- M5 and F7 filters upstream of the recovery system, easily removable.
- On-board electrical panel with microprocessor and dedicated regulation: fan management, temperature probe display, timed dirty filters management, defrost management.

TECHNICAL DATA

MODEL	VOLTAGE (V) 50Hz	FLOW RATE (m³/h)	USEFUL PRESSURE RENEWAL (Pa)	USEFUL PRESSURE EXPELLED (Pa)	MAX POWER (Kw)	MAX INTENSITY (A)	Ø CONNECTIONS (mm)	SOUND PRESSURE 3m dB (A)* ⁽²⁾	EFFICIENCY (%) ⁽¹⁾	MACHINE CODE	PRICE	CONTROLLER CODE	PRICE
URA 60	230	500	200	124	1.76	7.85	200	48	55	URA-60	10.943,00 €	TGF	434,60 €
URA 100	230	1000	199	178	2.57	13.7	315	53	50.5	URA-100	13.886,00 €	TGF	
URA 150	230	1500	163	132	3.63	19.0	315	54	50.1	URA-150	14.879,50 €	TGF	
URA 250	400	2500	180	140	6.14	16.4	355	56	53.7	URA-250	17.748,80 €	TGF	
URA 350	400	3500	100	85	8.73	27.8	400	61	52.6	URA-350	18.737,40 €	TGF	
URA 500	400	5000	300	230	12.39	25.9	500	68	51.3	URA-500	25.869,50 €	TGF	

(1) External air -5°C / 80% RH - Indoor air 20°C / 50% RH - nominal flow

(2) Data refers to 3 m distance in free field

WINTER OPERATING VALUES

MODEL	PASSIVE RECOVERY	ACTIVE RECOVERY			TOTAL RECOVERY			OPERATING LIMITS	
	Thermal capacity (Kw)*	Thermal capacity (Kw)*	Absorbed capacity (Kw)	COP	Thermal thermal (Kw)*	Air humidity input (°C)	Global COP	indoor air (°C)	outdoor air (°C)
URA 60	2.3	2.82	0.58	4.86	5.12	22.1	8.82	15/25	-20 / 20
URA 100	4.22	5.03	1.12	4.49	9.25	21.9	8.25	15/25	-20 / 20
URA 150	6.23	7.97	1.63	4.88	14.2	22.5	8.71	15/25	-20 / 20
URA 250	11.2	13	2.7	4.81	24.2	23.2	8.96	15/25	-20 / 20
URA 350	15.4	18.2	3.4	5.35	33.6	22.6	9.88	15/25	-20 / 20
URA 500	22.4	24.4	5.2	4.69	46.8	22.1	9.0	15/25	-20 / 20

* External air -5°C / 80% RH - Indoor air 20°C / 50% RH - nominal flow

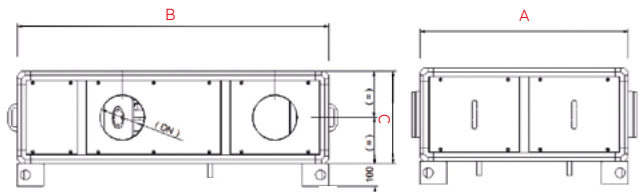
SUMMER OPERATING VALUES

MODEL	PASSIVE RECOVERY		ACTIVE RECOVERY		TOTAL RECOVERY			OPERATING LIMITS	
	Thermal cooling (kW)*	Thermal cooling (kW)*	Absorbed capacity (kW)	EER	Thermal cooling (kW)*	Air humidity input (°C /U%)	EER global	indoor air (°C)	outdoor air (°C)
URA 60	0.4	2.68	0.79	3.39	3.08	19.7 / 87.2	3.38	18/28	15 / 40
URA 100	0.76	5.32	1.29	4.12	6.08	19.6 / 87.9	4.71	18/28	15 / 40
URA 150	1.13	8.1	2.2	3.68	9.23	19.8 / 86.3	4.19	18/28	15 / 40
URA 250	2.08	12.71	3.89	3.26	14.79	19.9 / 86	3.8	18/28	15 / 40
URA 350	2.85	18.4	5.5	3.34	21.25	19.9 / 86.9	3.86	18/28	15 / 40
URA 500	4.22	25.1	7.3	3.43	29.32	19.9 / 85	4.0	18/28	15 / 40

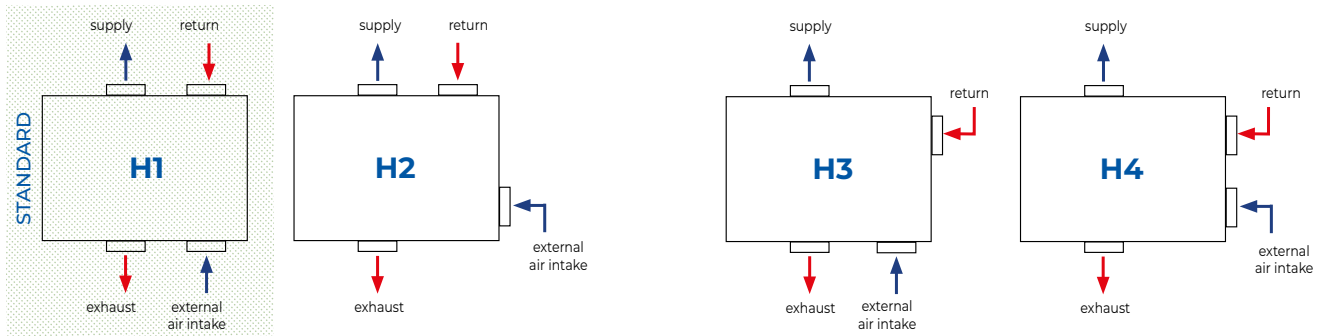
* External air -5°C / 80% RH - Indoor air 20°C / 50% RH - nominal flow

DIMENSIONAL DATA

MODEL	Width A (mm)	Depth B (mm)	Height C (mm)	∅ (mm)	Condensate ∅ (mm)	Weight (Kg)
URA 60	925	1400	415	200	22	140
URA 100	1250	1680	515	250	22	230
URA 150	1250	1880	515	315	22	265
URA 250	1430	1960	620	355	22	325
URA 350	1430	1960	720	400	22	382
URA 500	1612	2240	920	500	22	570

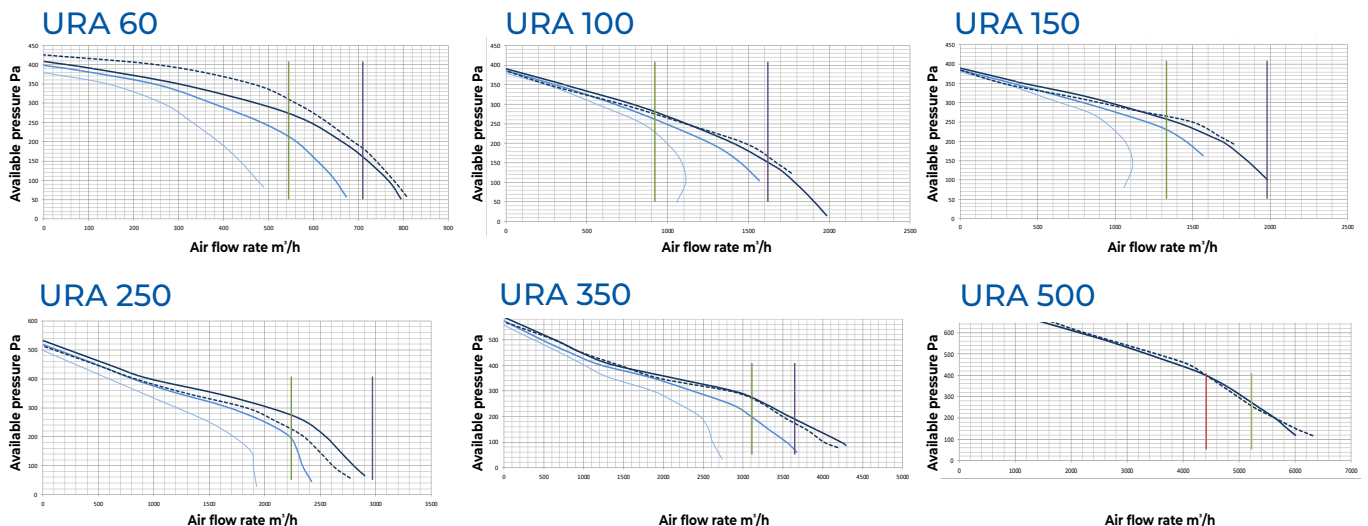


MACHINE CONFIGURATION- TOP VIEW



N.B.: Air connections are configurable during installation through removable panels, an operation easily performed on site.

PERFORMANCE GRAPHS





DOWNLOAD PRICE UPDATE

URA EC INVERTER

VMC + INVERTER INTEGRATION

URA EC INVERTER is an active recovery unit for heating, cooling, and air renewal of environments. The unit consists of a monoblock including all components for proper operation: latest generation plug fan fans, refrigeration circuit with high-efficiency BLDC inverter compressors, air filtration sections, and cross-flow heat recovery system. The unit can function as a passive recovery system and as an active thermodynamic recovery system and is particularly suitable for residential, commercial, or collective residential buildings. Efficiency over 50%.

FEATURES

- Supplied plug&play for quick and simplified installation.
- Panels in double sandwich panel with plasticized finish and Aluzinc inside the unit.
- Perimeter structure with aluminium profiles, sealing gaskets, and no air leakage.
- High-performance panel insulation, reduced noise and transmittance.
- Aluminium cross-flow heat exchanger (summer and winter operation).
- EC plug-fan centrifugal fans with directly coupled motor, compliant with ErP 2018 regulations.
- Complete copper brazed refrigeration circuit: high-efficiency BLDC compressor, dehydration filter, finned batteries, solenoid valves, electronic expansion valve, liquid receiver, pressure transducers, and safety devices. Thanks to the refrigeration circuit, thermodynamic recovery allows to provide energy to the environment in greater quantity than that extracted by ventilation.
- M5 + F7 filters upstream of the recovery system, easily removable.
- On-board electrical panel with microprocessor and dedicated regulation: management of fans, display of temperature probes, timed dirty filters management, operation with fixed point adjustment on the supply or with combined return probe with external probe, defrost management.

TECHNICAL DATA

MODEL	VOLTAGE (V) 50HZ	FLOW RATE (m³/h)	USEFUL PRESSURE (Pa)	THERMAL MAX (Kw)	MAX INTENSITY (A)	∅ CONNECTIONS (mm)	SOUND PRESSURE 3m dB (A) ⁽¹⁾	EFFICIENCY (%)	CODE MACHINE	PRICE	CODE REG.RE	PRICE
URA EC INVERTER 60	230/1	500	335	1.87	9.75	200	38	55	URA+EC 060	12.689,40 €	TGF	434,60 €
URA EC INVERTER 100	230/1	1500	570	3.43	17.25	250	43	50.5	URA+EC 100	17.812,80 €	TGF	
URA EC INVERTER 200	400/3	2500	390	6.19	11.05	355	49	50.1	URA+EC 200	23.880,10 €	TGF	
URA EC INVERTER 300	400/3	3500	460	12.4	20.95	400	50	53.7	URA+EC 300	27.009,30 €	TGF	
URA EC INVERTER 450	400/3	5000	310	17.98	30.65	500	56	52.6	URA+EC 450	32.955,70 €	TGF	

(1) Data refers to sound pressure at 3mt in free field with 80% fan speed according to EN3747

WINTER OPERATING VALUES

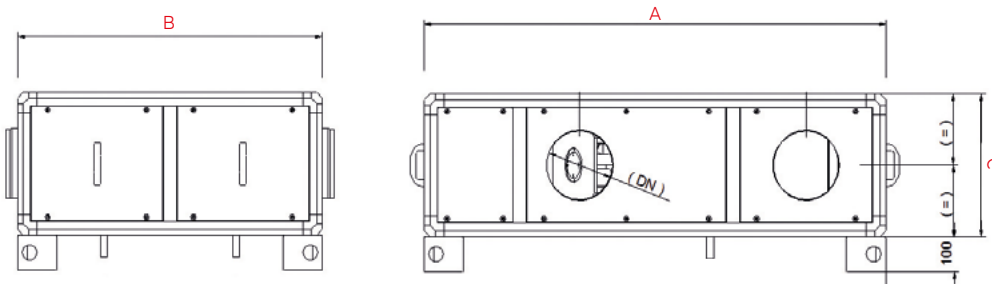
MODEL	Compressor frequency (Hz)	Passive recovery (Kw)	Heating capacity (Kw)	Absorbed power (Kw)	T air input (°C)	COP
URA EC INVERTER 60	30	3.0	1.31	0.225	16.9	5.84
	60	3.0	2.55	0.455	22.2	5.61
	90	3.0	3.64	0.85	27.3	4.27
URA EC INVERTER 100	30	4.6	3.74	0.58	18.3	6.44
	60	4.6	5.09	0.85	23.2	5.98
	90	4.6	6.90	1.35	28.1	5.11
URA EC INVERTER 200	30	9.9	5.97	0.87	18.2	6.86
	60	9.9	8.85	1.61	22.6	5.49
	90	9.9	12.00	2.40	27.2	5.00
URA EC INVERTER 300	30	14.5	10.21	1.61	19.4	6.34
	60	14.5	15.93	3.15	24.2	5.05
	90	14.5	21.62	5.65	30.2	3.82
URA EC INVERTER 450	30	21.3	13.6	2.11	18.0	6.45
	60	21.3	22.18	3.98	23.8	5.57
	90	21.3	32.10	7.90	29.4	4.06

* Winter performance data indoor 20 / 60% (20° dB / 15 wB) / outdoor -5° / 98% -- summer performance data indoor 27 / 62% (27° dB / 19° dB) / outdoor 26° / 60%

SUMMER OPERATING VALUES

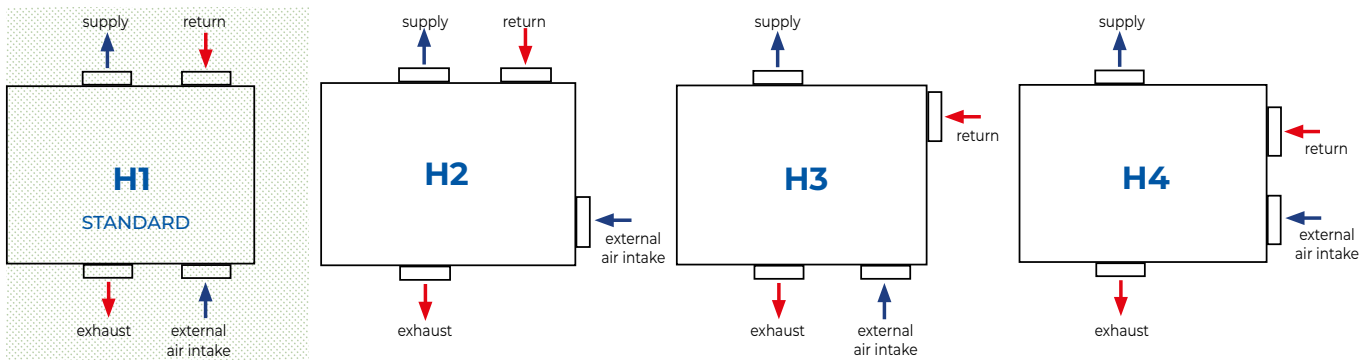
MODEL	Compressor frequency (Hz)	Passive recovery (Kw)	Thermal total cooling (kW)	Absorbed power (Kw)	T air input (°C)	EER
URA EC INVERTER 60	30	0.2	1.46	0.78	19,3 / 81%	5.25
	60	0.2	2.51	0.629	17,3 / 80%	3.99
	90	0.2	3.55	1.12	15,5 / 79%	3.16
URA EC INVERTER 100	30	0.3	3.98	0.7	17,2 / 84%	5.66
	60	0.2	5.52	1.12	15,8 / 83%	4.92
	90	0.2	5.99	1.71	14,9 / 83%	3.50
URA EC INVERTER 200	30	0.7	5.40	0.92	18,7 / 83%	5.86
	60	0.7	9.43	1.98	15,5 / 82%	4.76
	90	0.7	11.40	3.26	15,5 / 82%	3.50
URA EC INVERTER 300	30	1.0	8.97	1.67	19,1 / 77%	5.37
	60	1.0	14.50	3.38	17,1 / 79%	4.28
	90	1.0	18.62	7.05	15,5 / 78%	2.64
URA EC INVERTER 450	30	1.5	13.4	2.40	17,2 / 84%	5.58
	60	1.5	23.1	4.31	16,8 / 80%	4.31
	90	1.5	29.6	9.71	14,9 / 80%	3.04

DIMENSIONAL DATA



MODEL	Width A (mm)	Depth B (mm)	Height C (mm)	Ø (mm)	Condensate Ø (mm)	Weight (kg)
URA EC INVERTER 60	1400	925	415	200	20	140
URA EC INVERTER 100	1680	1250	515	250	20	230
URA EC INVERTER 200	1960	1430	620	355	20	325
URA EC INVERTER 300	1960	1430	720	400	20	382
URA EC INVERTER 450	2240	1615	920	500	20	570

MACHINE CONFIGURATION - TOP VIEW

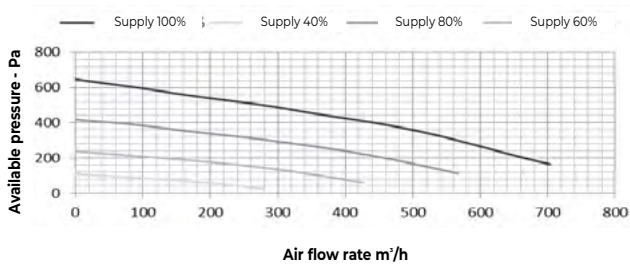


N.B. : Air connections are configurable during installation through removable panels, an operation easily performed on site. If you wish to have the machine with a different configuration from the STANDARD (H1), it must be specified when ordering. The reference code will be composed as follows: machine model H reference number desired version (URA+EC 060-H2). Without indicating the configuration, the unit will be supplied STANDARD H1. (red arrows refer to expelled/recaptured air and blue arrows to input/outdoor air).

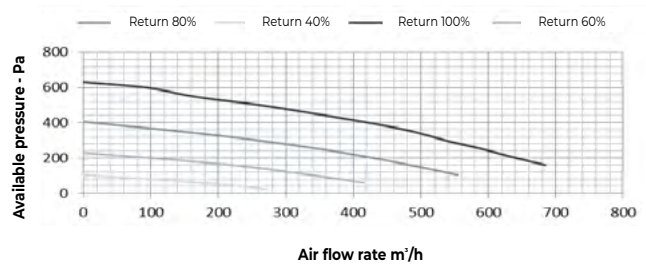
PERFORMANCE GRAPHS

URA EC INVERTER 60

RENEWAL SIDE

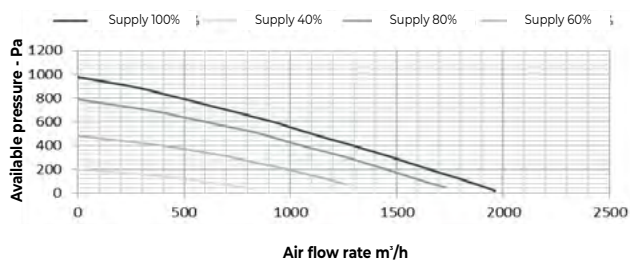


EXHAUST SIDE

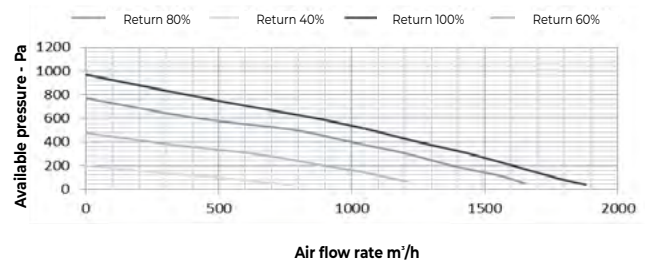


URA EC INVERTER 100

RENEWAL SIDE

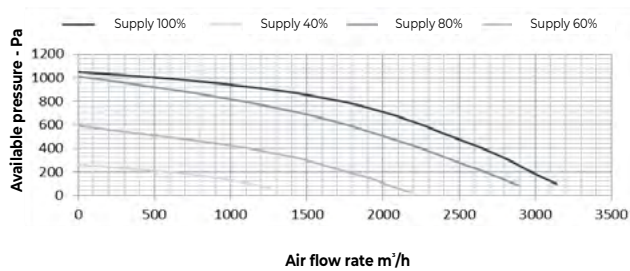


EXHAUST SIDE

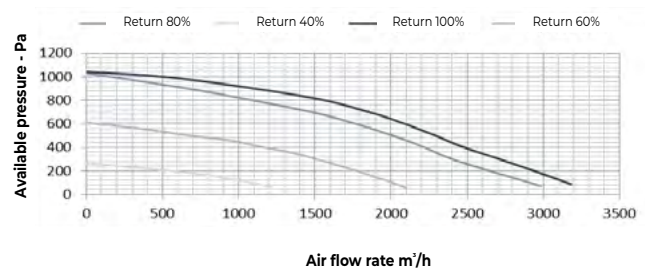


URA EC INVERTER 200

RENEWAL SIDE



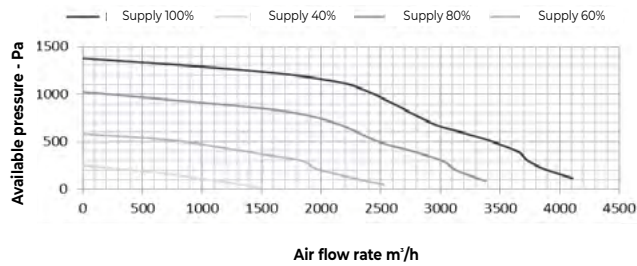
EXHAUST SIDE



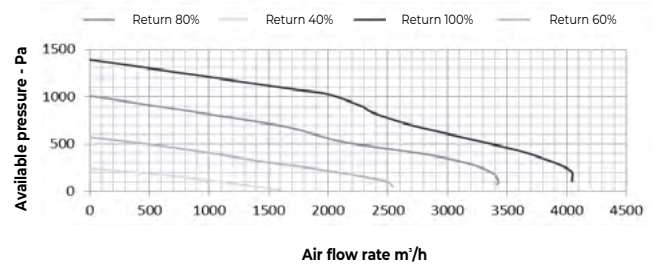
1) External air temperature -5°; relative humidity 80%, room temperature 20°C; relative humidity 50%
2) External air temperature 30°; relative humidity 60%, room temperature 25°C; relative humidity 50%

URA EC INVERTER 300

RENEWAL SIDE

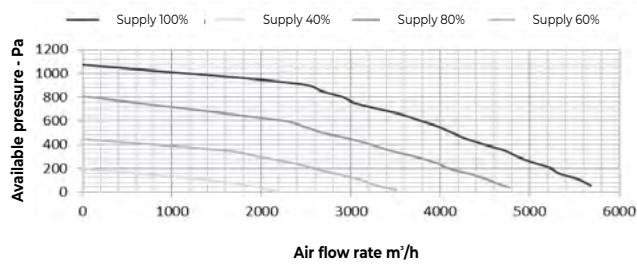


EXHAUST SIDE

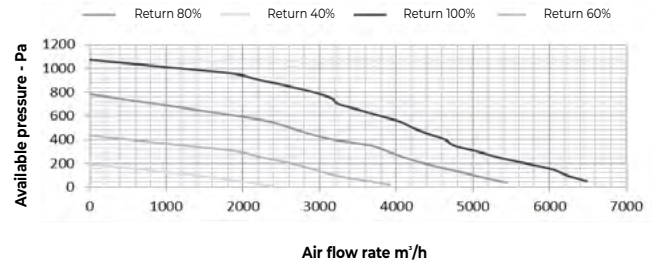


URA EC INVERTER 450

RENEWAL SIDE



EXHAUST SIDE



1) External air temperature -5°; relative humidity 80%, room temperature 20°C; relative humidity 50%
2) External air temperature 30°; relative humidity 60%, room temperature 25°C; relative humidity 50%



BOREAS H

VMC IN VIEW

Unit for air renewal with heat recovery, ePM1 - 70% filtration and active sanitization. Boreas is able to monitor indoor air quality thanks to the CNW control which features an equivalent VOC/CO₂ sensor. The CNW control features an automatic mode in which the air flow is regulated based on the concentration of VOC/CO₂ detected in the environment. Thanks to the presence of the DUST FREE® device, Boreas is able to actively and continuously sanitize the environment and surfaces.

DESCRIPTION

Boreas is a mechanical ventilation unit with heat recovery that can operate autonomously without the need to install a complete ducted system. The unit is easily installed horizontally on the ceiling and only requires two holes with a diameter of Ø 250mm. The panel **CNW** that manages the unit, has a Wi-Fi card for control via APP (CNW apart).

FEATURES

- Cross-flow heat exchanger.
- Management via CNW panel with Wi-Fi card and equivalent VOC/CO₂ sensor.
- Simplified horizontal installation.
- Decentralized unit.



TECHNICAL DATA

UNIT	BOREAS 60	BOREAS 120
MAX AIR FLOW (mc/h)	620	1150
FILTERS	4x ePM1-70%	4x ePM1-70%
ELECTRICAL SUPPLY (V/ph/Hz)	230/1/50	230/1/50
SOUND PRESSURE ¹ dB(A)	41	43
RECOVERY EFFICIENCY (EN305)	91,8%	90,4%
MACHINE CODE	BOREAS-60H	BOREAS-120H
PRICE	5.139,10 €	7.090,00 €
CONTROLLER CODE	CNW-BOREAS	CNW-BOREAS
PRICE	278,30 €	

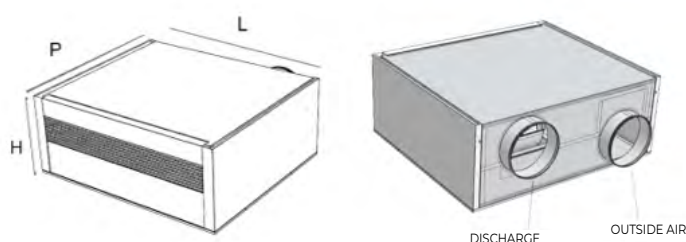
* RECOMMENDED SIZING FOR SCHOOL CLASSROOM		
TYPE OF SCHOOL	BOREAS 60	BOREAS 120
KINDERGARTEN	43 people (max)	79 people (max)
PRIMARY SCHOOL	34 people (max)	63 people (max)
SECONDARY SCHOOL 1° GRADE	29 people (max)	53 people (max)
SECONDARY SCHOOL 2° GRADE	25 people (max)	46 people (max)

*Data calculated according to EX UNI 10339 standard

¹ Sound pressure at nominal flow V3 at 3 m in free field (according to UNI EN 3744)

DIMENSIONAL DATA

UNIT		BOREAS 60	BOREAS 120
WIDTH (L)	mm	1033	1440
DEPTH (P)	mm	904	905
HEIGHT (H)	mm	403	405
Ø AIR INTAKE/EXHAUST CONNECTIONS.	mm	200	250
WEIGHT	kg	71	88





DOWNLOAD PRICE UPDATE

ZEPHYR H/V

THERMODYNAMIC VMC IN VIEW

Complete unit for air renewal capable of integrating the thermal-cooling demands of environments during mid-seasons thanks to the presence of the compressor inside. Moreover, the unit possesses triple filtration (2 ePM1 - 80% + 1 prefilter coarse) and is finally equipped with the DUST FREE® technology for active sanitization.

DESCRIPTION

The unit can operate autonomously without the need to install a complete ducted system thanks to easy installation (ZEPHYR H horizontal ceiling – ZEPHYR V vertical wall) through 2 holes Ø of 160 mm. In addition to air renewal, the unit is capable of monitoring indoor air quality thanks to the CO₂ eq sensor and of continuously and actively sanitizing the environment and surfaces thanks to the presence of the active air sanitization device DUST FREE®.

The unit control occurs via the on-board panel with Wi-Fi card for management via APP and remote control.

FEATURES

- Ventilation and air renewal unit in heat pump and thermodynamic recovery capable of providing a small contribution in heating, cooling, and dehumidification.
- Management via on-board panel with Wi-Fi card and remote control.
- Integrated CO₂ eq sensor.



TECHNICAL DATA

UNIT	ZEPHYR V	ZEPHYR H
MAX AIR FLOW (mc/h)	381	460
FILTERS	2x ePM1 - 80% + 1x prefilter Coarse	
ELECTRICAL SUPPLY (V/ph/Hz)	230/1/50	230/1/50
SOUND PRESSURE ¹ dB(A)	41	43
THERMAL CAPACITY ² (kW)	3.1	3.62
COOLING CAPACITY ³ (kW)	2.41	2.77
MACHINE CODE	ZEPHYR V	ZEPHYR H
PRICE	5.203,20 €	5.488,40 €

¹Sound pressure at nominal flow V3 at 3 m in free field (according to 3744)

²External air -5° / 80% RH - Indoor air 20° / 50% RH - Nominal flow

³External air 35° / 50% RH - Indoor air 27° / 60% RH - Nominal flow

* RECOMMENDED SIZING FOR SCHOOL CLASSROOM

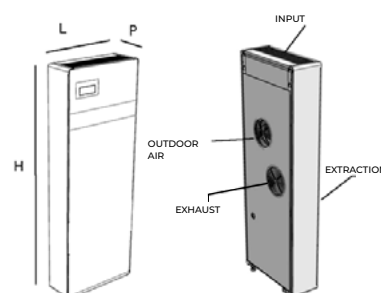
TYPE OF SCHOOL	ZEPHYR V	ZEPHYR H
KINDERGARTEN	26 people (max)	31 people (max)
PRIMARY SCHOOL	21 people (max)	25 people (max)
SECONDARY SCHOOL 1° GRADE	17 people (max)	21 people (max)
SECONDARY SCHOOL 2° GRADE	15 people (max)	18 people (max)

*Data calculated according to EX UNI 10339 standard

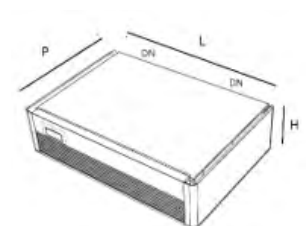
DIMENSIONAL DATA

UNIT	ZEPHYR V	ZEPHYR H
WIDTH (L)	mm 500	mm 1010
DEPTH (P)	mm 185	mm 690
HEIGHT (H)	mm 1398	mm 255
Ø AIR INTAKE/EXHAUST CONNECTIONS.	mm 160	mm 160
WEIGHT	kg 53	kg 74

ZEPHYR V



ZEPHYR H





DOWNLOAD PRICE UPDATE

RECOVERY SYSTEM ACCESSORIES

For the technical specifications of the following products consult the technical sheets on the website: www.aircontrolclima.it

CONTROLS



CNV-BPM PANEL

Control panel for management: fan speed adjustment (3 steps), ON/OFF bypass for free-cooling, filter alarm display (timer)

SUITABLE FOR SERIES **URC 80 EC (ZS)**

CODE	PRICE
CNV-BPM	205,20 €



CNV-EVO PANEL

Advanced remote control panel. Panel or wall installation with or without rear housing for flush-mounted box. Static LCD display and 6 capacitive touch keys. Integrated temperature and humidity sensors. Integrated Bluetooth low energy sensor.

SUITABLE FOR SERIES **URC 80 EC (ZE)**

CODE	PRICE
CNV-EVO	255,50 €



DIGITAL PANEL

Automated digital remote panel for mounting on horizontal 503 box or on the wall.

Same functions as the electronics mounted on the unit.

SUITABLE FOR SERIES **URA - URA EC INVERTER**

CODE	PRICE
TGF	434,60 €



PANEL CNW-BOREAS

Remote panel for mounting on box 502/503 or on the wall: speed control, temperature and operating modes.

With air quality sensor VOC/CO₂, humidity, temperature, integrated Wi-Fi for unit management via dedicated APP.

SUITABLE FOR SERIES **BOREAS**

CODE	PRICE
CNW-BOREAS	278,30 €

VMC ACCESSORIES



CO₂ DUCT PROBE

The probe measures the presence of carbon dioxide in air ducts in the range 0...2000 or 0...5000 ppm. The measurement of the CO₂ concentration value is carried out through a self-calibrating sensor that operates on an infrared basis and compensates for the presence of any impurities.

SUITABLE FOR SERIES **URC 80 EC (ZE)**

CODE	PRICE
SMCO	1,068,90 €



DUCT TEMPERATURE PROBE

Air temperature duct probe to manage supply temperature through electric or water batteries.

SUITABLE FOR SERIES **URA - URA EC INVERTER**

CODE	PRICE
SMT	237,60 €



DUCT HUMIDITY PROBE

Probe for duct mounting for detecting relative humidity of supply air.

CODE	PRICE
SMU	533,50 €

SUITABLE FOR SERIES **URA - URA EC INVERTER**



2-WAY VALVE (0-10V)

2-way valve directly managed by the unit for regulating the water flow inside the heating/cooling batteries thus allowing the regulation of the supply air temperature.

VDM2 - Ø valve 3/4" gas

VDM21 - Ø valve 1" gas

CODE	PRICE
VDM2	605,20 €
VDM21	678,50 €

SUITABLE FOR SERIES **URC 80 EC - URA - URA EC INVERTER**



3-WAY VALVE (0-10V)

3-way valve directly managed by the unit for regulating the water flow inside the heating/cooling batteries thus allowing the regulation of the supply air temperature; can also be used as a two-way valve by mechanically closing the third way.

VDM3 - Ø valve 3/4" gas

VDM31 - Ø valve 1" gas

CODE	PRICE
VDM3	623,50 €
VDM31	696,90 €

SUITABLE FOR SERIES **URC 80 EC - URA - URA EC INVERTER**

REPLACEMENT PARTS AND FILTERS



REPLACEMENT FILTER KIT

Replacement kit comprising:

- n.1 F7 filter + n.1 G4 filter.

UNIT MATCHING	CODE	PRICE
URC 80 EC 050	FR71-URC80	145,50 €
URC 80 EC 070	FR72-URC80	191,20 €
URC 80 EC 100	FR73-URC80	191,20 €
URC 80 EC 150	FR74-URC80	258,40 €
URC 80 EC 200	FR75-URC80	258,40 €
URC 80 EC 250	FR76-URC80	258,40 €
URC 80 EC 350	FR77-URC80	403,90 €
URC 80 EC 450	FR78-URC80	764,40 €

SUITABLE FOR SERIES **URC 80 EC**



REPLACEMENT FILTER KIT

Replacement kit comprising:

- n.1 G4 filter + n.1 F7 filter.

UNIT MATCHING	CODE	PRICE
URA 60 - URA EC 060	FDR1-URA	161,50 €
URA 100/150 - URA EC 100	FDR2-URA	330,20 €
URA 250 - URA EC 200	FDR3-URA	619,90 €
URA 350 - URA EC 300	FDR4-URA	500,70 €
URA 500 - URA EC 450	FDR5-URA	924,30 €

SUITABLE FOR SERIES **URA - URA EC INVERTER**




FILTER-BOREAS

Kit comprising 4 EPM1-70% filters.

UNIT MATCHING	CODE	PRICE
BOREAS 60 H	FDR1H-BOREAS	319,20 €
BOREAS 120 H	FDR2H-BOREAS	469,60 €

SUITABLE FOR SERIES **BOREAS**



FILTRO-ZEPHYR-1

Pre-filter Coarse.

UNIT MATCHING	CODE	PRICE
ZEPHYR V	FDRIV-ZEPHYR	38,40 €
ZEPHYR H	FDR1H-ZEPHYR	38,40 €

SUITABLE FOR SERIES **ZEPHYR**



FILTRO-ZEPHYR-2
Kit comprising 2 EPM1 - 80% filters.

SUITABLE FOR SERIES **ZEPHYR**

UNIT MATCHING	CODE	PRICE
ZEPHYR V	FDR2V-ZEPHYR	91,90 €
ZEPHYR H	FDR2H-ZEPHYR	91,90 €



UV LAMP
3" UV lamp to be replaced every 2 years inside the active sanitation FC UNIT.

SUITABLE FOR SERIES **BOREAS - ZEPHYR**

CODE	PRICE
DF09969	169,90 €

ACCESSORIES



SUPPORT FEET KIT
Kit n.4 support feet for vertical installation of the unit.

SUITABLE FOR SERIES **URC 80 EC**

CODE	PRICE
KIT-URC80-V	79,10 €



HORIZONTAL RAIN GUARD ROOF
Hot Aluzinc steel rain guard roof for outdoor horizontal installation of the unit.

SUITABLE FOR SERIES **URC 80 EC**

UNIT MATCHING	CODE	PRICE
URC 80 EC 050	THE1-URC80	112,30 €
URC 80 EC 070	THE2-URC80	139,30 €
URC 80 EC 100	THE3-URC80	151,70 €
URC 80 EC 150	THE4-URC80	177,20 €
URC 80 EC 200	THE5-URC80	206,80 €
URC 80 EC 250	THE6-URC80	206,80 €
URC 80 EC 350	THE7-URC80	358,60 €
URC 80 EC 450	THE8-URC80	358,60 €



VERTICAL RAIN GUARD ROOF
Hot Aluzinc steel rain guard roof for outdoor vertical installation of the unit.

SUITABLE FOR SERIES **URC 80 EC**

UNIT MATCHING	CODE	PRICE
URC 80 EC 050	TVE1-URC80	75,20 €
URC 80 EC 070	TVE2-URC80	91,30 €
URC 80 EC 100	TVE3-URC80	110,70 €
URC 80 EC 150	TVE4-URC80	117,90 €
URC 80 EC 200	TVE5-URC80	126,60 €
URC 80 EC 250	TVE6-URC80	146,90 €
URC 80 EC 350	TVE7-URC80	168,50 €
URC 80 EC 450	TVE8-URC80	189,90 €



RAIN GUARD ROOF
Pre-painted steel rain guard roof for outdoor horizontal installation of the unit.

SUITABLE FOR SERIES **URA - URA EC INVERTER**

UNIT MATCHING	CODE	PRICE
URA 060 / URA EC 60	THE1-URA	252,50 €
URA 100 / URA EC 100	THE2-URA	342,60 €
URA 150	THE3-URA	455,50 €
URA 250 / URA EC 200	THE4-URA	598,50 €
URA 350 / URA EC 300	THE5-URA	704,50 €
URA 500 / URA EC 450	THE6-URA	881,00 €



DOWNLOAD PRICE UPDATE

BER

ELECTRIC BATTERY

The pre/post electric heating units with circular section are made of a frame in galvanized sheet metal with wire resistance.

The electronic temperature control is carried out through a TRIAC electronic board mounted directly inside the control box of the heater.

DESCRIPTION

The output temperature is continuously controlled by a probe inside the duct and is adjustable via a potentiometer outside the control box, a 0-30°C plate under it allows setting the DT output. The electric battery is intended for stand-alone installation without any communication with the unit.

FEATURES

- Galvanized sheet metal frame.
- Circular flanges for duct installation.
- Electrical box provided with cable gland and terminal block.
- Automatic reset thermal protector (int. electrical box).
- Manual reset thermal protector (inside electrical box).
- Contactor (inside electrical box) - not provided for ZS version.
- Control via bulb thermostat -30°C/+30°C - not provided for ZS version.

SERIES URC 80 EC

MODEL	VOLTAGE (V/F/Hz)	THERMAL NOMINAL ELECTRIC (Kw)	TEMPERATURE SUPPLY (PRE) ⁽¹⁾ °C	TEMPERATURE RENEWAL (POST) ⁽²⁾ °C	Ø (mm)	MATCHING SIZE	Matching ZS version	Matching ZE version	PRICE	
							CODE	CODE		
BER 1C	230/1/50	1	20	2	160	50	BER 1C-S	BER 1C-E	825,60 €	764,60 €
BER 2C	230/1/50	2	20	2	200	70	BER 2C-S	BER 2C-E	975,90 €	825,60 €
BER 3C	230/1/50	4	20	2	200	100	BER 3C-S	BER 3C-E	1.069,50 €	984,10 €
BER 4C	230/1/50	4	20	2	315	150	BER 4C-S	BER 4C-E	1.089,90 €	1.012,60 €
BER 5C	400/3/50	6	20	2	355	200	BER 5C-S	BER 5C-E	1.138,50 €	1.195,60 €
BER 6C	400/3/50	9	20	2	355	250	BER 6C-S	BER 6C-E	1.224,10 €	1.350,00 €
BER 7C	400/3/50	16	20	2	400	350	BER 7C-S	BER 7C-E	2.179,50 €	1.585,80 €
BER 8C	400/3/50	20	20	2	450	450	BER 8C-S	BER 8C-E	2.354,30 €	1.667,20 €

(1) Yields and technical data with nominal flows and temperatures: Air IN -8°

(2) Yields and technical data with nominal flows and temperatures: Air IN -10°

SERIES URA / URA EC INVERTER

MODEL	VOLTAGE (V/F/Hz)	THERMAL NOMINAL ELECTRIC (kW)	Ø (mm)	MATCHING SIZE URA	MATCHING SIZE URA EC INVERTER	CODE	PRICE
BER 1	230/1/50	2	200	60	60	BER 1	961,30 €
BER 2	230/1/50	2	250	100	100	BER 2	1.120,00 €
BER 3	400/3/50	4	315	150	100	BER 3	1.520,30 €
BER 4	400/3/50	8	315	150	100	BER 4	1.601,50 €
BER 5	400/3/50	12	355	250	200	BER 5	1.601,50 €
BER 6	400/3/50	16	400	350	300	BER 6	2.147,40 €
BER 7	400/3/50	20	400	350	300	BER 7	2.147,40 €
BER 8	400/3/50	20	500	500	450	BER 8	2.545,80 €



BAC

WATER HEATING BATTERY

The pre/post heating water batteries are made up of two flanges in galvanized sheet metal and a heat exchange battery composed of copper pipes and aluminium fins.

DESCRIPTION

They are equipped with circular flanges that facilitate installation to the duct. They are equipped with threaded connections including valves for air venting and battery draining.

FEATURES

- The battery is intended for stand-alone installation without any communication with the unit.

SERIES URC 80 EC

MODEL	NOMINAL HEATING CAPACITY (Kw)	WATER FLOW NOMINAL (l/h)	PRESSURE DROP WATER SIDE (Kpa)	PRESSURE DROP AIR SIDE (Pa)	TEMPERATURE OF SUPPLY (°C)	WATER CONNECTIONS (ø)	ø (mm)	MATCHING SIZE	Matching ONLY with ZE version	CODE	PRICE
BAC 1C	2.09	364	1.6	17	30.3	1/2"	160	050		BAC 1C	740,20 €
BAC 2C	3.10	539	3.5	36	28.9	1/2"	200	070		BAC 2C	780,80 €
BAC 3C	5.52	959	9.2	37	32	3/4"	200	100		BAC 3C	1.008,50 €
BAC 4C	7.75	1347	19.3	37	32.4	3/4"	315	150		BAC 4C	1.102,00 €
BAC 5C	10.42	1811	13.2	42	31.9	3/4"	355	200		BAC 5C	1.281,00 €
BAC 6C	12.03	2091	19.5	27	29.1	1"	355	250		BAC 6C	1.325,60 €
BAC 7C	15.86	2757	19.2	38	28.2	1"	400	350		BAC 7C	1.427,30 €
BAC 8C	20.84	3623	33.1	38	28.5	1-1/4"	450	450		BAC 8C	1.642,80 €

Yields and technical data with nominal flows and temperatures: Water IN / OUT -45° / 40° - Air IN 15° / 20%.

Dimensions vary depending on the exchange battery in matching with the necessary flow.

SERIES URA / URA EC INVERTER

MODEL	NOMINAL HEATING CAPACITY (Kw)	WATER FLOW NOMINAL (m³/h)	PRESSURE DROP WATER SIDE (Kpa)	PRESSURE DROP AIR SIDE (Pa)	TEMPERATURE OF SUPPLY (°C)	WATER CONNECTIONS (ø)	ø (mm)	MATCHING SIZE URA	MATCHING SIZE URA EC INVERTER	CODE	PRICE
BAC 1	4.18	0.36	10.80	29	31.80	3/4"	200	60	60	BAC 1	708,40 €
BAC 2	9.37	0.82	13.40	21	34.70	1"	315	100/150	100	BAC 2	1.003,00 €
BAC 3	19.32	1.69	21.60	15	30.00	1"	355	250	200	BAC 3	1.233,40 €
BAC 4	21.46	1.88	25.90	24	28.40	1"	400	350	300	BAC 4	1.427,80 €
BAC 5	38.80	3.34	18.50	17	29.70	1"	500	500	450	BAC 5	1.690,30 €

Yields and technical data with nominal flows and temperatures: Water IN / OUT -70° / 60° - Air IN -8°

BAF

WATER HEATING/COOLING BATTERY

The pre/post cooling water batteries are made of a frame in aluminium profiles, simple galvanized sheet metal panels with sound-absorbing mattress insulation, and a heat exchange battery composed of copper pipes and aluminium fins.



DOWNLOAD PRICE UPDATE



DESCRIPTION

They are equipped with circular flanges that facilitate installation to the duct.

They are equipped with threaded connections including valves for air venting and battery draining, and a galvanized sheet metal condensate collection tray with a \varnothing 20 drain at the bottom.

FEATURES

- The battery is intended for stand-alone installation without any communication with the unit.

SERIES URC 80 EC

MODEL	NOMINAL HEATING CAPACITY (Kw)	WATER FLOW NOMINAL (l/h)	PRESSURE DROP WATER SIDE (Kpa)	PRESSURE DROP AIR SIDE (Pa)	TEMPERATURE OF SUPPLY (°C)	WATER CONNECTIONS (ø)	Ø (mm)	MATCHING SIZE	Matching ONLY with ZE version	CODE	PRICE
BAF 1C	3.68	645	5	72	13.9	3/4"	160	050		BAF 1C	1.516,70 €
BAF 2C	5.88	1034	13.3	120	14.1	3/4"	200	070		BAF 2C	1.610,20 €
BAF 3C	8.12	1437	25.9	90	14.7	3/4"	200	100		BAF 3C	1.687,60 €
BAF 4C	11.69	2060	26.2	89	14.2	1"	315	150		BAF 4C	1.911,10 €
BAF 5C	15.02	2600	10.2	86	14.9	1"	355	200		BAF 5C	2.236,40 €
BAF 6C	20.59	3570	12.3	100	15	1"	355	250		BAF 6C	2.484,50 €
BAF 7C	30.65	5408	30.1	103	14.5	1"	400	350		BAF 7C	2.830,10 €
BAF 8C	39.89	7038	29.5	94	14.3	1-1/4"	450	450		BAF 8C	3.269,20 €

Yields and technical data with nominal flows and temperatures:
 Water IN / OUT -7° / 12° - Air IN 27° / 70%.

Dimensions vary depending on the exchange battery in matching with the necessary flow.

SERIES URA / URA EC INVERTER

MODEL	NOMINAL HEATING CAPACITY (Kw)	WATER FLOW NOMINAL (m³/h)	PRESSURE DROP WATER SIDE (Kpa)	PRESSURE DROP AIR SIDE (Pa)	TEMPERATURE OF SUPPLY (°C)	WATER CONNECTIONS (ø)	Ø (mm)	MATCHING SIZE URA	MATCHING SIZE URA EC INVERTER	CODE	PRICE
BAF 1	2.46	0.91	26.4	48	16.00	1/2"	250	60	60	BAF 1	1.646,90 €
BAF 2	5.56	2.20	29.2	59	15.40	1"	315	100/150	100	BAF 2	2.039,70 €
BAF 3	18.71	3.21	23.0	62	16.79	1"	355	250	200	BAF 3	2.251,20 €
BAF 4	21.76	3.74	19.5	66	17.06	1"	400	350	300	BAF 4	2.627,10 €
BAF 5	37.65	6.46	24.8	63	16.75	1"- 1/4"	500	500	450	BAF 5	3.002,80 €

Yields and technical data with nominal flows and temperatures: Water IN / OUT 7° / 12° - Air IN 27° / 70%



DOWNLOAD PRICE UPDATE

CSF CASED

CASING CENTRIFUGAL FAN

Casing centrifugal fan with paneling in sheet metal, suitable for civil and industrial applications.

Self-supporting structure in folded galvanized sheet metal, with thermal and acoustic insulation in closed-cell polyurethane.

Easily removable side inspection panels, cable gland for the entry of the electrical supply cable. Forward-curved blades, double suction with directly coupled motor, made of galvanized steel.



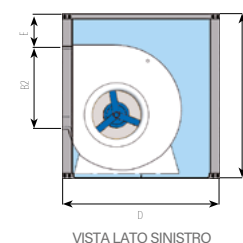
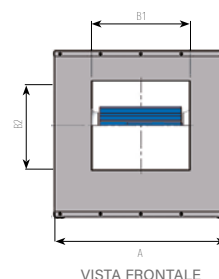
Single-phase speed controller (REM)

TECHNICAL DATA

FAN (INCHES)	THERMAL INSTALLED Kw	POWER SUPPLY (V/HZ/PH)	SPEED RPM	POLES (N°)	SOUND PRESSURE (dB)	ERP POINT (m³h/Pa)	FLOW RATE (m³/h)		HEAD (PA)		CODE	PRICE	CODE REG.RE	PRICE
							A MIN.	B MAX.	A MIN.	B MAX.				
7/7	0.07	230/50/1	820	6	49	897/115	750	1150	125	50	CSF-7/7-820	1.150,30 €	REM	174,30 €
	0.15	230/50/1	1,230	4	55	926/208	250	1400	250	1400	CSF-7/7-1230	1.139,50 €	REM	
9/7	0.25	230/50/1	830	6	57	1507/177	1430	2100	175	75	CSF-9/7-830	1.363,70 €	REM	
9/9	0.25	230/50/1	830	6	58	1794/145	1700	2700	150	50	CSF-9/9-830	1.449,00 €	REM	
	0.55	230/50/1	1,310	4	66	2265/374	850	3550	400	200	CSF-9/9-1310	1.460,00 €	REM	
10/8	0.25	230/50/1	830	6	63	2066/206	1190	2820	225	100	CSF-10/8-830	1.465,90 €	REM	
	0.55	230/50/1	1,310	4	64	2319/490	1380	3570	500	300	CSF-10/8-1310	1.508,00 €	REM	
10/10	0.25	230/50/1	830	6	58	2277/189	2090	2900	200	75	CSF-10/10-830	1.435,00 €	REM	
	0.55	230/50/1	1,310	4	66	3138/394	1330	3890	450	225	CSF-10/10-1310	1.453,10 €	REM	
12/9	0.75	230/50/1	850	6	66	3826/304	3970	5490	300	100	CSF-12/9-850	1.841,10 €	REM	
12/12	0.75	230/50/1	850	6	67	4377/274	1790	5920	300	200	CSF-12/12-850	1.865,10 €	REM	
	1.1	400/50/3	850	6	71	5035/303	5000	7750	300	100	CSF-12/12-850-A	1.939,00 €	REM	

DIMENSIONAL DATA

FAN (Inches)	Supply mouth B1xB2 (mm)	A (mm)	H (mm)	D (mm)	E (mm)	weight (kg)
7/7	230x208	450	460	500	120	20
9/7	230x263	500	520	550	110	30
9/9	300x263	500	520	550	110	30
10/8	260x292	550	575	600	120	35
10/10	326x292	550	575	600	115	35
12/9	300x345	650	650	700	115	50
12/12	387x345	650	650	700	115	50



SMT EXTRACTOR

DUCT EXTRACTOR

Tubular extractor for installation on circular (rigid or flexible) duct.



DESCRIPTION

Compact extractor made of plastic material. Simple to install and extremely quiet.

FEATURES

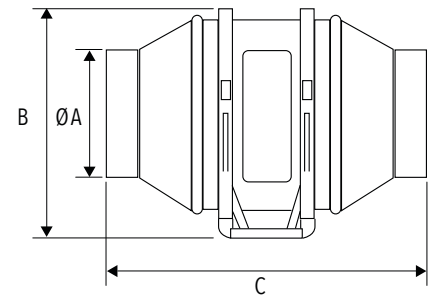
- Adjustable via accessory:
- REGSMT1 single-speed potentiometer for SMT-100, 125, and 150.
 - REGSMT2 three-speed controller for SMT-200

TECHNICAL DATA

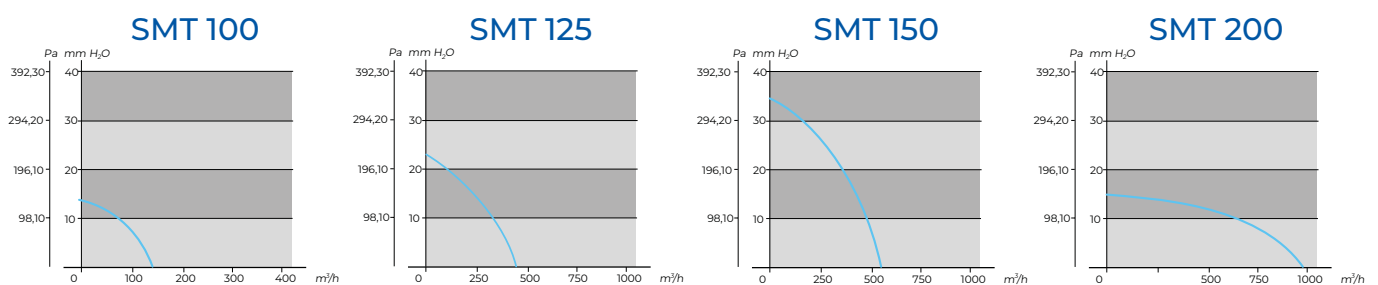
MODEL	VOLTAGE (V) 50HZ	THERMAL (W)	Ø (mm)	FLOW RATE (m ³ /h)	HEAD (m.m. H ₂ O)	SOUND PRESSURE dB (A)	WEIGHT (kg)	CODE	PRICE	CODE DIAPHRAGM	PRICE
SMT 100	230	25	100	130	14	14	1.2	SMT-100	160,80 €	REGSMT1	110,40 €
SMT 125	230	25	125	320	23	25	2.1	SMT-125	303,40 €	REGSMT1	110,40 €
SMT 150	230	80	150	420 / 560	26 / 36	31 / 39	3.2	SMT-150	316,60 €	REGSMT1	110,40 €
SMT 200	230	75	200	720 / 910	14 / 30	34 / 39	4.5	SMT-200	434,50 €	REGSMT2	92,00 €


DIMENSIONAL DATA

MODEL	Ø A (mm)	B (mm)	C (mm)
SMT 100	98	177	238
SMT 125	122	217	262.4
SMT 150	147	244	293.4
SMT 200	197	278.5	353.6



PERFORMANCE GRAPHS





DOWNLOAD PRICE UPDATE



EXTRACTOR B

HELICOIDAL EXTRACTOR

Flat-profile helicoidal extractor for wall or ceiling installation.

DESCRIPTION

Fully integrable design into the wall or ceiling, RAL 9010.

Also installable in double glass of 28 mm. Installation without screws (except mod. B8).

FEATURES

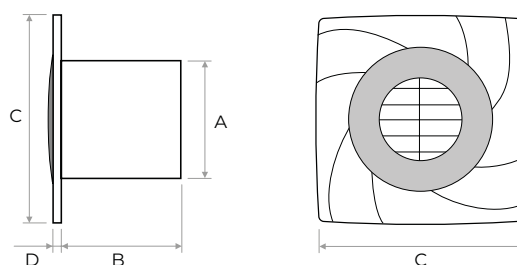
- Ease of installation.
- Extremely quiet.
- Available in various diameters.
- Ultra-quiet.

TECHNICAL DATA

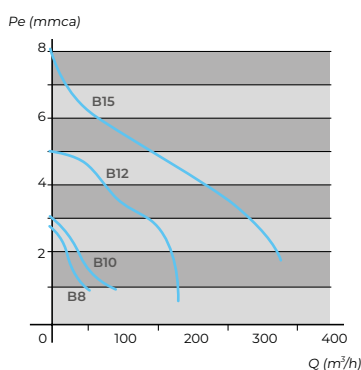
MODEL	VOLTAGE (V) 50HZ	THERMAL (W)	FLOW (m ³ /h)	HEAD (m.m. H ₂ O)	SOUND PRESSURE dB (A)	Ø (mm)	CODE	PRICE
B 8	230	15	70	3	39	90	B-8	74,60 €
B 10	230	15	98	3	39	100	B-10	81,00 €
B 12	230	20	190	5	41	120	B-12	101,60 €
B 15	230	25	320	8	43	150	B-15	140,50 €

DIMENSIONAL DATA

MODEL	Ø A (mm)	B (mm)	C (mm)	D (mm)
B 8	86	88	140	10
B 10	98	85	140	10
B 12	118	100	170	13
B 15	148	112	190	15



PERFORMANCE GRAPHS






THE COMPLETION OF THE VENTILATION RANGE THANKS TO SOLUTIONS FOR AIR TREATMENT

Air treatment is the process that allows maintaining and creating certain conditions of temperature, relative humidity, and air purity in enclosed environments. This process enables the maintenance of people's well-being state. An air treatment system must be effective regardless of external climate conditions and is based on the control of four fundamental variables: temperature, humidity, movement, and air quality.

Air conditioning for well-being, in addition to meeting the thermo-hygrometric needs of people, integrates with other disciplines such as architectural design, meteorology, energy, and acoustics to recreate the ideal conditions for human psychophysical well-being, including the theme of IAQ.

The main process on which air conditioning (air conditioning) is based is the exchange of heat and water vapor between the indoor environment, the outside, and the people who inhabit it. The need to keep air parameters such as humidity, temperature, speed, and purity under control inside environments is increasingly present today in all areas: residential, commercial, and tertiary, monitored by AIR CONTROL.



DOWNLOAD PRICE UPDATE

UDE+ H/V

DEHUMIDIFIER H/V

UDE+ is a dehumidification unit designed for specific dehumidification/air conditioning needs in low-energy consumption environments, particularly suitable for single family units/apartments/ offices in combination with a radiant air conditioning system or where effective dehumidification is necessary (basement rooms/bathrooms/laundries/pool and spa areas).

DESCRIPTION

VERSION H DUCTED for horizontal installation in false ceiling.

VERSION V RECESSED for vertical wall installation.

MODEL D STANDARD: for dehumidification with neutral (isothermal) air. Unit for the sole dehumidification of air coming from the EC circulation fan, allowing the refrigeration circuit to operate and providing dehumidified air during the summer period (with the compressor active). It is equipped with a hydronic coil for pre- and post-cooling/heating, which, when powered, allows for the integration of cooling/heating capacity to the radiant climate control system. The connection to the heating/cooling system is optional and does not affect the dehumidification of the air without the supply of chilled water. However, if used without chilled water, the dehumidification performance will be less than 50% of the manufacturer's specified data.

FEATURES

- High-strength structure with self-supporting frame in galvanized sheet metal (version H) / painted (version V).
- Polyethylene panel insulation.
- Low consumption double suction EC Brushless centrifugal fans.
- Refrigeration circuit for dehumidification or integration of cooling/heating in complete brazed copper with high-efficiency reciprocating compressor, finned batteries, water heat exchanger, thermostatic valve.
- Coarse filter with low pressure drop on recirculated air.
- On-board electrical panel with microprocessor and dedicated regulation: for the management: of fans, timed dirty filters, recirculated air.
- Remote panel with integrated T/H sensor **CNV-UDE**.

TECHNICAL DATA

MODEL	VOLTAGE (V) 50HZ	FLOW RATE (m3/h)	INTENSITY (A)	DEHUMIDIFICATION CAPACITY (Lt/24h)	LOSS OF LOAD (Kpa)	WATER FLOW (m3/h)	HEATING CAPACITY OUTPUT (1) (KW)	THERMAL COOLING OUTPUT HYDRONIC BATTERY (2) (kW)	SOUND PRESSURE LP AT 3M dB(A)	CODE MACHINE	PRICE	CODE DIAPHRAGM	PRICE
UDE + 35 HD	230	320-90	4.2	18.2	5.5	0.23	1.16	1.32	36	UDE+35-HD	1,994,90 €	CNV-UDE	207,30 €
UDE + 35 VD	230	320-70	4.2	18	5.2	0.22	1.1	1.25	35	UDE+35-VD	2,144,90 €	CNV-UDE	

1) Indoor environment 20°C; relative humidity 50%; Water 45/40°C nominal air flow
2) Indoor environment 26°C; relative humidity 65%; Water 7/12°C nominal air flow

PLENUM



Supply/return plenum in PAL for HD ducted version. NB Specify number and outlet connections.

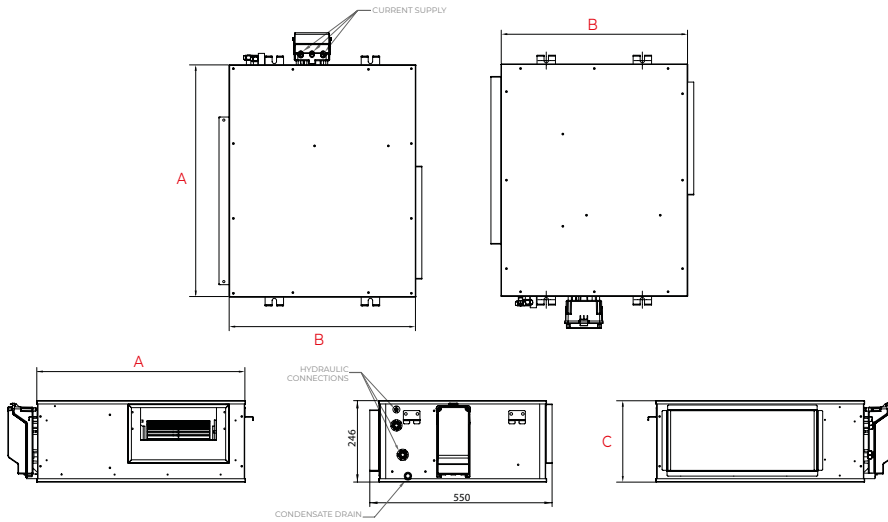
Example: supply plenum with 3 connections Ø 100

code: **PLM-UDE+H** | description: **3xØ100**

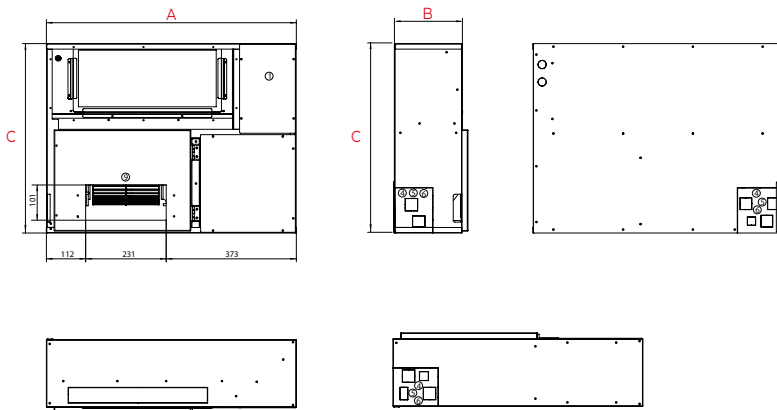
	NUMBER OF CONNECTIONS	Ø CONNECTIONS (mm)	CODE	PRICE
SUPPLY	to be specified	to be specified	PLM-UDE+H	140,40 €
RETURN	to be specified	to be specified	PLR-UDE+H	

DIMENSIONAL DATA

HORIZONTAL INSTALLATION (version H)



VISIBLE VERTICAL INSTALLATION (version V)



MODEL	Width A (mm)	Depth B (mm)	Height C (mm)	Supply b x h (mm)	Return b x h (mm)	Inlet-Outlet water \varnothing	Condensate (mm)	Weight (kg)
UDE + 35 HD	630	506	246	359x179	455x184	1/2"	16	35
UDE + 35 VD	720	195	543	400x195	340 x 210	1/2"	16	31

ACCESSORIES VERSION V



CASSERO

CASSERO for VD recessed version


DIMENSIONS LXHXD (mm)	WEIGHT (kg)	CODE	PRICE
720x195x543	8.8	CS4	201,20 €



AESTHETIC PANEL

AESTHETIC PANEL for VD recessed version

DIMENSIONS LXHXD (mm)	WEIGHT (kg)	CODE	PRICE
720x195x543	7	GRF4	465,10 €



DOWNLOAD PRICE UPDATE

UDE H

HORIZONTAL DEHUMIDIFIER

UDE is a dehumidification unit designed for specific dehumidification/air conditioning needs in low-energy consumption environments. The unit is particularly suitable for single family units, apartments, offices where there is a radiant air conditioning system.

DESCRIPTION

Model D Standard: for neutral air dehumidification (isothermal). Unit designed solely for the dehumidification of air from the EC recirculation fan, enabling the operation of the refrigeration circuit and providing dehumidified air during the summer period (with the compressor active). It is equipped with a hydronic coil for pre- and post-cooling/heating, which, when powered, allows for the integration of additional cooling/heating capacity to the radiant climate control system. The connection to the heating/cooling system is optional and does not affect the dehumidification process when no chilled water is supplied. However, without the chilled water supply, the dehumidification performance will be reduced by more than 50% compared to the manufacturer's specified data with the water supply.

Model DC with integration: for dehumidification and integration in cooling/heating. Unit for air dehumidification from the EC recirculation fan allowing the integration of refrigeration/heating capacity to the radiant air conditioning system. During the summer period (compressor active), the unit can operate in 2 modes:

Dehumidification-> the unit partially condenses in air and partially in water through the plate condenser, obtaining dehumidified air;

Dehumidification + Cooling Integration-> the unit completely condenses in water, thus obtaining dehumidified and cooled air. During the winter period (compressor off) the hydronic batteries are heated with hot water from the heating system and act like a fan coil.

FEATURES

- Self-supporting structure in galvanized sheet metal and polyethylene insulation of the panels.
- Equipped with a high-efficiency reciprocating compressor.
- Low consumption double suction EC Brushless centrifugal fans.
- Coarse filter on recirculated air with low pressure drop.
- Adjustable air flow speed.
- Complete refrigeration circuit with high-efficiency compressor, water heat exchanger, high-pressure pressure switches, finned batteries.
- Refrigerant gas R134a.
- Horizontal ceiling installation.
- On-board electrical panel with microprocessor and dedicated regulation: for the management: of fans, timed dirty filters, recirculated air.
- Remote panel with integrated T/H sensor **CNV-UDE**.

PLENUM



Supply/return plenum in PAL for HD ducted version. NB Specify number and outlet connections.

Example: supply plenum with 3 connections Ø 100

code: **PLM-UDE+H** / description: **3xD100**

	Number of activations.	Ø connections (mm)	Code	PRICE
SUPPLY	to be specified	to be specified	PLM-UDE+H	140,40 €
RETURN	to be specified	to be specified	PLR-UDE+H	

TECHNICAL DATA

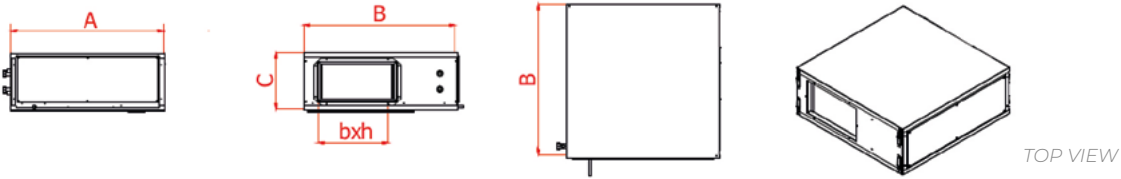
MODEL	TENS. (V) 50HZ	FLOW RATE (m³/h)	INT. (A)	DEHUMIDIFICATION CAPACITY (Lt/24h)	NOMINAL WATER FLOW. (Lt/h)	LOAD LOSS (Kpa)	THERMAL THERMAL OUTPUT (Kw) (1)	COOLING POWER OUTPUT HYDRONIC BATTERY (Kw) (2)	TOTAL COOLING POWER OUTPUT (Kw) (3)	USEFUL SOUND LP 3M dB (A)	CODE MACHINE	PRICE	CODE DIAPHRAGM	PRICE
UDE 30 HD	230	300 - 150 Pa	3.2	18.90	0.15	4.5	0.62	0.58	-	36	UDE-30-H-D	1,987,00 €	CNV-UDE	207,30 €
UDE 50 HD	230	500 - 98 Pa	5.3	36.20	0.3	9	1.3	1.22	-	38	UDE-50-H-D	2,986,60 €	CNV-UDE	
UDE 30 HDC	230	300 - 150 Pa	3.2	18.90	0.15	4.5	0.62	-	1.27	36	UDE-30-H-DC	2,550,80 €	CNV-UDE	
UDE 50 HDC	230	500 - 98 Pa	5.3	36.20	0.3	9	1.3	-	2.39	38	UDE-50-H-DC	3,413,20 €	CNV-UDE	

(1) Ambient T 26 °C/65% RH, Water in 16°C nominal flow

(2) Ambient T 26 °C/65% RH, Water in 16°C nominal flow

(3) Ambient T 20 °C/60% RH, Water in 35°C nominal flow

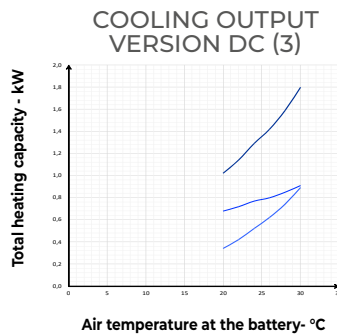
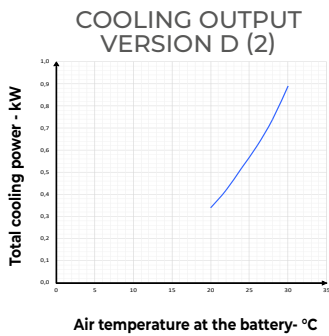
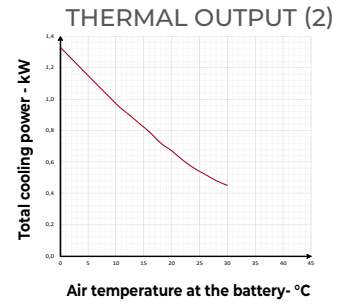
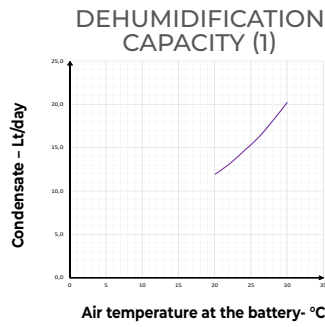
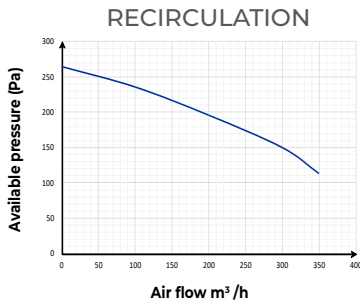
DIMENSIONAL DATA



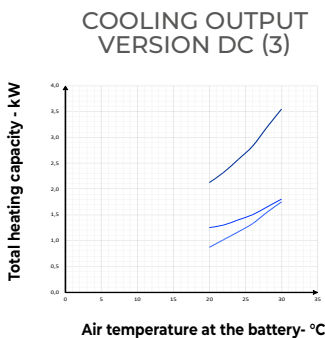
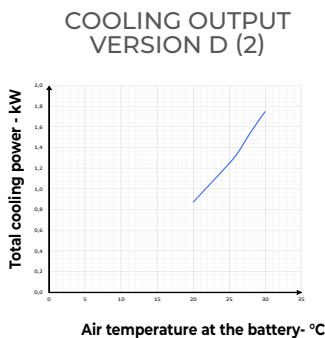
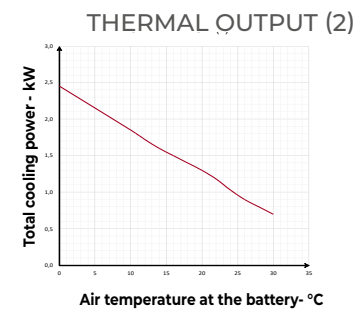
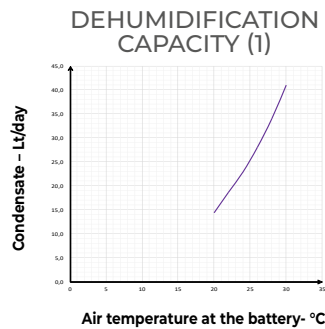
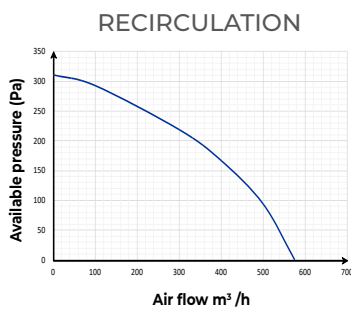
MODEL	Width A (mm)	Depth B (mm)	Height C (mm)	Supply/Return (bxh)	Input output water ϕ	Condensate (mm)	Weight (Kg)	
							D	DC
UDE 30 H	690	690	250	350x180	1/2"	16	40	42
UDE 50 H	690	800	310	520x250	1/2"	16	53	55

PERFORMANCE GRAPHS

UDE 30 D-DC



UDE 50 D-DC



1. $T_{water IN} 16^{\circ}C, 50\% rh$
2. $T_{ambient} 20^{\circ}; 50\% rh, T_{water IN} 35^{\circ}C - nominal ext flow$
3. $T_{water IN} 16^{\circ}C, 50\% rh$



DOWNLOAD PRICE UPDATE

ACCESSORIES

For the technical specifications of the following products consult the technical sheets on the website: www.aircontrolclima.it

CONTROLS



PANEL CNV-UDE

Remote panel for mounting on box 503 or wall.
Functions of speed control, temperature, and operating modes.

SUITABLE FOR SERIES **UDE+ H/V - UDE H D and DC**

CODE	PRICE
CNV-UDE	207,30 €



SQA REGULATOR

Environmental regulator for VOC control with integrated sensor (power supply 230 Volt AC; dim. L96.4 x H101 x P39 mm)

SUITABLE FOR SERIES **UDE+ H/V - UDE H D and DC**

CODE	PRICE
SQA	364,60 €



HUMIDOSTAT UMR

Room humidostat, ON/OFF signal for humidification/dehumidification control via an external manual potentiometer, wall mounting. (Range: 30...90% UR; dim. L76 x H76 x P34 mm)

SUITABLE FOR SERIES **UDE+ H/V - UDE H/V D and DC**

CODE	PRICE
UMR	205,20 €



CHRONOTHERMO-HUMIDOSTAT

Integrated chronothermostat/humidostat: allows the control of room temperature and humidity through the command of two separate relays and the management of time slots.

SUITABLE FOR SERIES **UDE+ H/V - UDE H/V D and DC**

CODE	PRICE
CTH	421,20 €

VMC ACCESSORIES



2/3 WAY VALVE

Zone valve ON/OFF 1/2" gas 2/3 ways.

SUITABLE FOR SERIES **UDE+ H/V - UDE H/V D and DC**

VALVE	CODE	PRICE
2 ways	VDM2	605,20 €
3 ways	VDM3	623,50 €



REPLACEMENT FILTER KIT

Coarse filter replacement kit.

SUITABLE FOR SERIES **UDE+ H/V**

CODE	PRICE
FDR1-UDEH	31,40 €
FDR1-UDEV	33,20 €



REPLACEMENT FILTER KIT

Filter kit (2 EPM1 filters - 70% + 1 Coarse filter):

- FDR1-UDEH for UDE 30 H unit
- FDR2-UDEH for UDE 50 H unit
- FDR1-UDEV for UDE 20 V unit
- FDR2-UDEV for UDE 30 V unit
- FDR3-UDEV for UDE 50 V unit

SUITABLE FOR SERIES **UDE H/V D and DC**

CODE	PRICE
FDR1-UDEH	31,40 €
FDR2-UDEH	38,70 €
FDR1-UDEV	33,20 €
FDR2-UDEV	47,80 €
FDR3-UDEV	66,20 €



The last 2 years have been years of great vitality for air treatment technologies due to the very strong acceleration in the activities of research and development of new solutions by numerous manufacturers in the field of Indoor Air Quality, due to recent events in the pandemic from SARS-CoV-2.

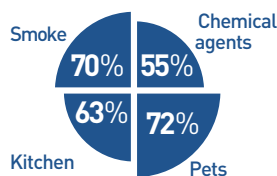
Hygiene plays a fundamental role in daily life and the health emergency period has highlighted its importance. For this reason, it is widely believed that this SARS-CoV-2 pandemic that developed in Europe at the beginning of 2020 will leave an indelible mark on the very concept of “hygiene and healthiness” of environments frequented by humans and certainly this phenomenon will have impacts on future choices in terms of air treatment. It is expected not

only that the consumption of detergents for “hygiene” and “disinfection”, for the home and places of work and community (which during the pandemic also increased by more than +100% depending on the product lines) remain at sustained rates even in the post-pandemic scenario, but also that there will be a completely new attention even for the more technological parts of the places of living, which define a broader concept of healthiness and hygiene of the air we breathe as well as the surfaces we come into contact with.

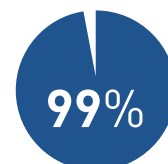
For this reason, recent facts in the field of epidemiological health emergency insert in an enabling manner the marked need for new solutions to cope with the safeguarding of the healthiness of environments, as well as to limit the possible contagions from viral diseases that impact on ventilation systems and renewal, purification, disinfection, sanitization, and air sanitization devices.



ODOR REDUCTION





REDUCTION BACTERIA AND MOLDS



. MODULES

DUCTED SYSTEMS / AHU / FANCOIL / SPLIT



MAIN SECTORS OF USE



MEDICAL HOSPITAL



RESIDENTIAL VMC SYSTEMS



OFFICES/ WORKPLACES



RESTAURANTS HOTELS



INDUSTRIAL



FOOD



TRANSPORT



MICROPURE 5"

DUCT MODULE

Maximum air flow

1500 m³/h



DESCRIPTION PCO™ TECHNOLOGY

The PCO™ technology of Micropure modules exploits the combined action of the rays of a **special UV lamp** with a catalyst structure consisting of a metal alloy with a honeycomb matrix, mainly composed of **TiO2 (titanium dioxide) and 3 other noble metals in lesser amounts.**

Micropure modules, struck by the airflow, give rise to a photocatalytic reaction capable of producing hydroxyl radicals (·OH) and hydrogen peroxide (H2O2) in minimal amounts – not exceeding 0.02 PPM. H2O2 and ·OH allow for the sanitization of both the airflow and the surfaces of the ventilation ducts thanks to the high efficacy in decomposing pathogens.

Effective against bacteria, viruses, molds, allergens, odors, organic and volatile compounds.

INSTALLATION MODE

- In new and existing systems
- In controlled mechanical ventilation systems
- In supply/plenums

Note: transformer included 220 V-24 V
UV lamp replacement biennially

APPLICATION AREAS

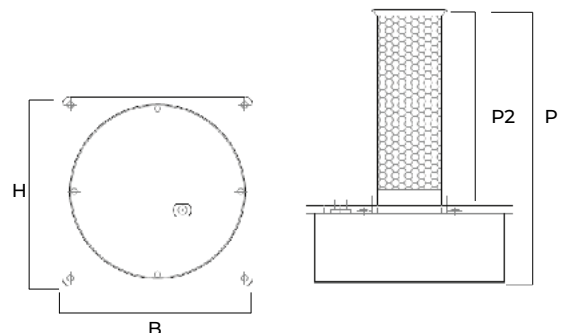
- Residential
- Small office spaces



TECHNICAL DATA

Module dimensions (WxHxD)	15,2 x 15,2 x 20,2 cm
Minimum duct depth (P2)	14,5 cm
Weight	1,1 Kg
Electrical characteristics	24 V 50/60 Hz
Current intensity	0.6A.
Max. operating temperature	60° C
Min. operating temperature	-20° C
Mechanics	Plug&play safety switch monitoring system for proper functioning of the UV lamp

DEVICE	CODE	PRICE
Micropure 5"	DF14015-24V	998,00 €





DOWNLOAD PRICE UPDATE

ACTIVE 6"

DUCT MODULE

Maximum air flow

2000 m³/h

ACTIVE

TOTAL HOME AIR PURIFICATION

6"

DESCRIPTION PCO™ TECHNOLOGY

The **PCO™** technology of ACTIVE modules exploits the combined action of the rays of a **special UV lamp** with a catalyst structure consisting of a metal alloy with a honeycomb matrix, mainly composed of **TiO2 (titanium dioxide) and 3 other noble metals** in lesser amounts.

ACTIVE modules, struck by the airflow, give rise to a photocatalytic reaction capable of producing hydroxyl radicals (-OH) and hydrogen peroxide (H2O2) in minimal amounts – not exceeding 0.02 PPM. H2O2 and ·OH allow for the sanitization of both the airflow and the surfaces of the ventilation ducts thanks to the high efficacy in decomposing pathogens.

The ACTIVE modules are also equipped with two devices featuring **negative ionization technology** which makes these models more effective at reducing odors and active against ultrafine dust, which are the most dangerous when inhaled.

Effective against bacteria, viruses, molds, allergens, odors, organic compounds, volatile compounds, ultrafine dust.

INSTALLATION MODE

- In new and existing systems
- Onboard Air Handling Units (AHU)
- In controlled mechanical ventilation systems
- In supply/plenums

Note: transformer included 220 V-24 V

UV lamp replacement biennially

APPLICATION AREAS

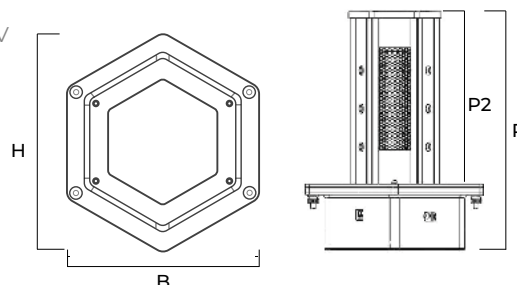
- Residential
- Offices
- Tertiary



TECHNICAL DATA

Module dimensions (WxHxD)	18 x 20 x 24 cm
Minimum duct depth (P2)	17,5 cm
Weight	1,3 Kg
Electrical characteristics	24 V 50/60 Hz
Current intensity	1,4A.
Max. operating temperature	60° C
Min. operating temperature	-20° C
Mechanics	Plug&play safety switch monitoring system for proper functioning of the UV lamp

DEVICE	CODE	PRICE
Active 6"	DFI3070	1,415,00 €





ACTIVE 12"

DUCT MODULE
Maximum air flow

3000 m³/h

ACTIVE 12"
TOTAL HOME AIR PURIFICATION

DESCRIPTION PCO™ TECHNOLOGY

The **PCO™** technology of ACTIVE modules exploits the combined action of the rays of a **special UV lamp** with a catalyst structure consisting of a metal alloy with a honeycomb matrix, mainly composed of **TiO₂ (titanium dioxide) and 3 other noble metals** in lesser amounts.

ACTIVE modules, struck by the airflow, give rise to a photocatalytic reaction capable of producing hydroxyl radicals (·OH) and hydrogen peroxide (H₂O₂) in minimal amounts – not exceeding 0.02 PPM. H₂O₂ and ·OH allow for the sanitization of both the airflow and the surfaces of the ventilation ducts thanks to the high efficacy in decomposing pathogens.

The ACTIVE modules are also equipped with two devices featuring **negative ionization technology** which makes these models more effective at reducing odors and active against ultrafine dust, which are the most dangerous when inhaled.

Effective against bacteria, viruses, molds, allergens, odors, organic compounds, volatile compounds, ultrafine dust.


INSTALLATION MODE

- In new and existing systems
- Onboard Air Handling Units (AHU)
- In controlled mechanical ventilation systems
- In supply/plenums

Note: transformer included 220 V-24 V
UV lamp replacement biennially

APPLICATION AREAS

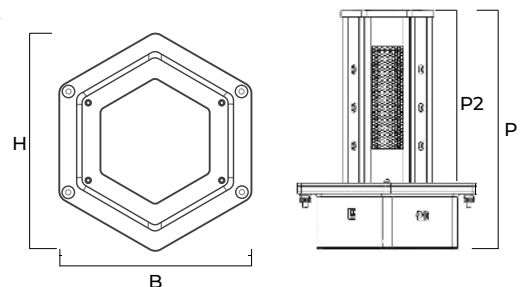
- Residential
- Offices
- Tertiary



TECHNICAL DATA

Module dimensions (WxHxD)	18 x 20 x 35.5 cm
Minimum duct depth (P2)	29 cm
Weight	1,4 Kg
Electrical characteristics	24 V 50/60 Hz
Current intensity	1.4A.
Max. operating temperature	60° C
Min. operating temperature	-20° C
Mechanics	Plug&play safety switch monitoring system for proper functioning of the UV lamp

DEVICE	CODE	PRICE
Active 12"	DFI3071	1,625,00 €





DOWNLOAD PRICE UPDATE

AIR KNIGHT 7"

DUCT/AHU MODULE

Maximum air flow

2500 m³/h



Tested against SARS-CoV-2

Air Knight[®]

7"

DESCRIPTION PCO™ TECHNOLOGY

The **PCO™ technology** of the AIR KNIGHT modules uses the combined action of rays from a **special UV lamp** with a catalytic structure made from a metal alloy honeycomb matrix, primarily composed of **TiO2 (titanium dioxide) and four other noble metals** in smaller amounts.

The AIR KNIGHT modules, exposed to airflow, initiate a photocatalytic reaction capable of producing hydroxyl radicals ($\cdot\text{OH}$) and hydrogen peroxide (H_2O_2) in minimal quantities – not exceeding 0.02 PPM. H_2O_2 and $\cdot\text{OH}$ allow for the sanitization of both the airflow and the surfaces of the ventilation ducts thanks to the high efficacy in decomposing pathogens.

The AIR KNIGHT modules are also equipped with two devices featuring **positive and negative bipolar ionization technology**, making them more effective at reducing odors and also decisive against ultrafine dust. Dust that proves to be the most dangerous if inhaled.

Effective against bacteria, viruses, molds, allergens, odors, organic compounds, volatile compounds, ultrafine dust.

INSTALLATION MODE

- Onboard Air Handling Units (AHU)
- In controlled mechanical ventilation systems
- In supply/plenums

Note: transformer included 220 V-24 V

UV lamp replacement biennially

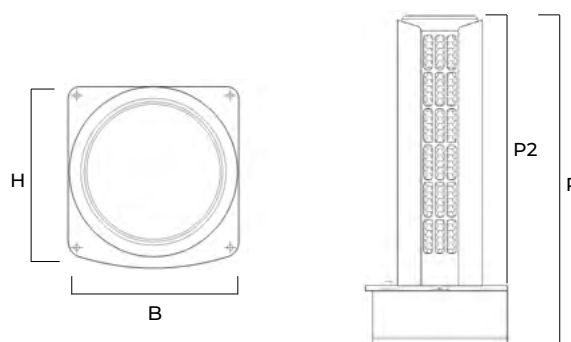
APPLICATION AREAS

- Hospital/medical
- Industrial
- Commercial



TECHNICAL DATA

Module dimensions (WxHxD)	15 x 15.8 x 25.2 cm
Minimum duct depth (P2)	17,5 cm
Weight	1,3 Kg
Electrical characteristics	24 V 50/60 Hz
Current intensity	1.2A.
Max. operating temperature	60° C
Min. operating temperature	-20° C
Mechanics	Plug&play safety switch monitoring system for proper functioning of the UV lamp



DEVICE	CODE	PRICE
Air knight 7"	DF09998	1,855,00 €



DOWNLOAD PRICE UPDATE

AIR KNIGHT 14"

DUCT/AHU MODULE

Maximum air flow

4000 m³/h



Tested against SARS-CoV-2

Air Knight

14"

DESCRIPTION PCO™ TECHNOLOGY

The **PCO™ technology** of the AIR KNIGHT modules uses the combined action of rays from a **special UV lamp** with a catalytic structure made from a metal alloy honeycomb matrix, primarily composed of **TiO₂ (titanium dioxide) and four other noble metals** in smaller amounts.

The AIR KNIGHT modules, exposed to airflow, initiate a photocatalytic reaction capable of producing hydroxyl radicals ($\cdot\text{OH}$) and hydrogen peroxide (H_2O_2) in minimal quantities – not exceeding 0.02 PPM. H_2O_2 and $\cdot\text{OH}$ allow for the sanitization of both the airflow and the surfaces of the ventilation ducts thanks to the high efficacy in decomposing pathogens.

The AIR KNIGHT modules are also equipped with two devices featuring **positive and negative bipolar ionization technology**, making them more effective at reducing odors and also decisive against ultrafine dust. Dust that proves to be the most dangerous if inhaled.

Effective against bacteria, viruses, molds, allergens, odors, organic compounds, volatile compounds, ultrafine dust.

INSTALLATION MODE

- In new and existing systems
- Onboard Air Handling Units (AHU)
- In controlled mechanical ventilation systems
- In supply/plenums

Note: transformer included 220 V-24 V
UV lamp replacement biennially

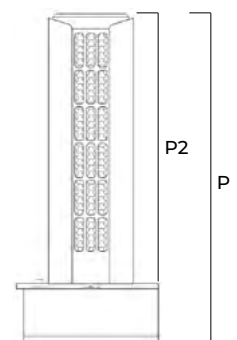
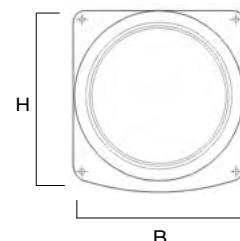
APPLICATION AREAS

- Hospital/medical
- Industrial
- Commercial



TECHNICAL DATA

Module dimensions (WxHxD)	15 x 15.8 x 37 cm
Minimum duct depth (P2)	30 cm
Weight	1,4 Kg
Electrical characteristics	24 V 50/60 Hz
Current intensity	1.2A.
Max. operating temperature	60° C
Min. operating temperature	-20° C
Mechanics	Plug&play safety switch monitoring system for proper functioning of the UV lamp



DEVICE	CODE	PRICE
Air knight 14"	DF09963	2,050,00 €

PX5



DOWNLOAD PRICE UPDATE

FC UNIT 3"

FANCOIL MODULE

Maximum air flow

800 m³/h



Tested against SARS-CoV-2



3"

DESCRIPTION PCO™ TECHNOLOGY

The **technology PCO™** of the FC UNIT modules uses the combined action of rays from a **special UV lamp** with a catalytic structure made from a metal alloy honeycomb matrix, primarily composed of **TiO₂ (titanium dioxide)** and **three other noble metals** in smaller amounts.

The FC UNIT modules, exposed to airflow, initiate a photocatalytic reaction capable of producing hydroxyl radicals ($\cdot\text{OH}$) and hydrogen peroxide (H_2O_2) in minimal quantities – not exceeding 0.02 PPM. H_2O_2 and $\cdot\text{OH}$ allow for sanitizing both the airflow and the surfaces of the ventilation ducts due to their high effectiveness in decomposing pathogens.

Effective against bacteria, viruses, molds, allergens, odors, organic and volatile compounds.

INSTALLATION MODE

- In new and existing systems
- Onboard fan coil units
- Onboard 4-way cassettes

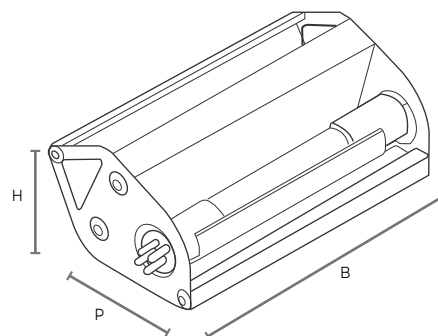
UV lamp replacement biennially

APPLICATION AREAS


- Residential
- Tertiary
- Offices

TECHNICAL DATA

Module dimensions (WxHxD)	12.6 x 7.9 x 5 cm
Power supply dimensions	8 x 2.2 x 3.7 cm
Weight	0,45 Kg
Electrical characteristics	230 V - 50/60 Hz
Current intensity	0.15A.
Maximum operating temperature	60° C
Ambient temperature (Max)	40° C
Ambient temperature (Min)	-10 °C
Maximum casing temperature	75 °C



DEVICE	CODE	PRICE
FC UNIT 3"	DF09960	290,00 €



SANITIZATION KIT

PLENUM MODULE

Installed inside the supply plenum, it allows for the sanitation of the system and the environments.

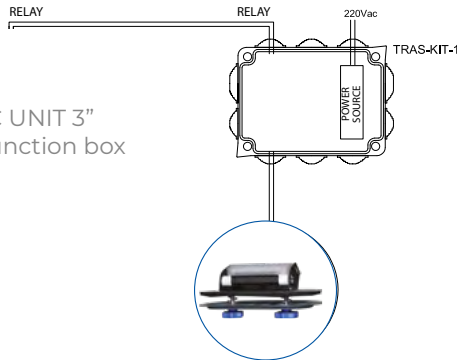


Tested against SARS-CoV-2



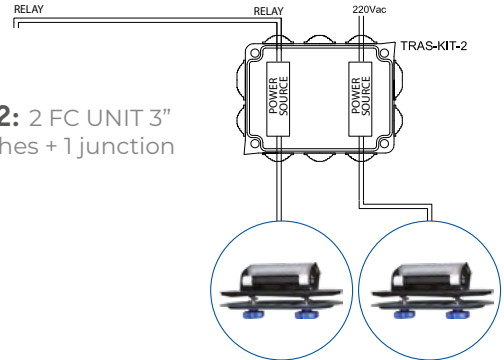
CONNECTION DIAGRAM

KIT SANI 1: 1 FC UNIT 3”
with 1 hatch + 1 junction box



CONNECTION DIAGRAM

KIT SANI 2: 2 FC UNIT 3”
with 2 hatches + 1 junction box



Pre-wired kit ideal for simple and rapid installation inside the air supply plenum. The kit consists of the FC UNIT 3” device pre-assembled on a metal inspection hatch that allows for quick installation in plenums and ducts. The pre-wired junction box allows rapid connection of the UV lamp and electrical power. The junction box is also equipped with a cable for the ON/OFF contact of the lamp.

SYSTEM UP TO 7 KW

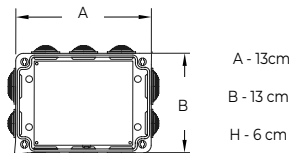
SYSTEM FROM 7 KW UP TO 14 KW

CODE. KIT-SANI-1			
CODE	COMPONENT	QTY	€ CAD
DF09960	MODULE FC UNIT	1	290,00 €
HATCH	HATCH	1	40,00 €
TRANSF-KIT-1	TRANSFORMER CASE	1	50,00 €

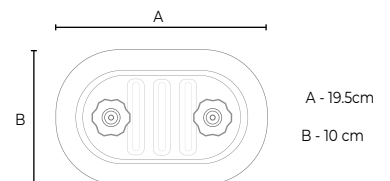
CODE. KIT-SANI-2			
CODE	COMPONENT	QTY	€ CAD
DF09960	MODULE FC UNIT	2	290,00 €
HATCH	HATCH	2	40,00 €
TRANSF-KIT-2	TRANSFORMER CASE	1	50,00 €



CASE



HATCH





DOWNLOAD PRICE UPDATE

END STOCK

DUPLEX MINI-UV

SPLIT MODULE

Maximum air flow

600 m³/h



DUPLEX MINI-UV

TECHNOLOGY DESCRIPTION

Air sanitation device for mini-splits. The DUPLEX MINI-UV device includes two technologies:

The first **technology, PCO™**, is guaranteed by the action of **UV leds** that irradiate the **2 catalytic filters** treated with titanium dioxide nanotechnology.

PCO™, better known as photocatalytic oxidation, was developed and used for the sanitation of environments designated for **space exploration**, where one of the main prerequisites is the quality and healthiness of the air. This technology mimics and reproduces what happens in nature through photocatalysis, a process that generates natural oxidants capable of destroying most polluting and toxic substances, especially bacteria, viruses, and molds.

The second **technology with germicidal action**, is guaranteed by 6 UVC leds that continuously irradiate the internal parts of the split, thus drastically reducing the possibility that microbiological contaminations that could be spread in the treated environments might develop. Thanks to both technologies, the DUPLEX MINI-UV can be considered an important accessory capable of reducing the risks of air contamination in indoor environments.

INSTALLATION MODE

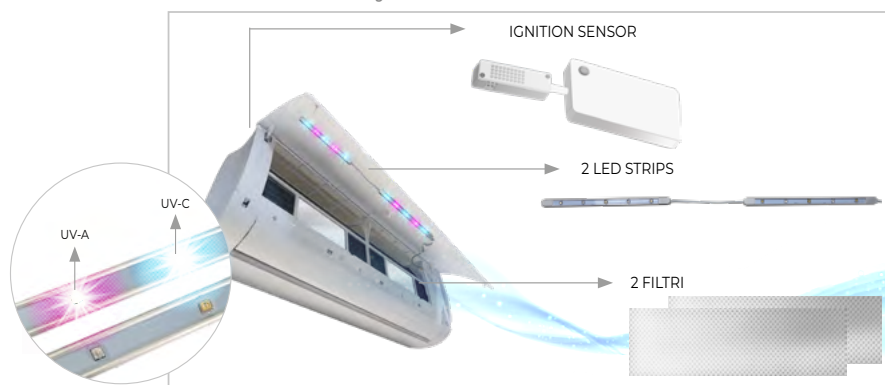
- Onboard split units

WARRANTY

- 2 years - power module.
- 6 months - UV LED strips

APPLICATION AREAS

- Residential
- Tertiary



TECHNICAL DATA

Catalytic filter dimensions (WxHxD)

20 x 6 x 0.25 cm

Power supply dimensions

Polypropylene + Titanium Dioxide

LED strip dimensions

23 cm (composed of 2 connected strips)

Electrical characteristics

100-240 V

Power absorbed

8W

LED operating hours

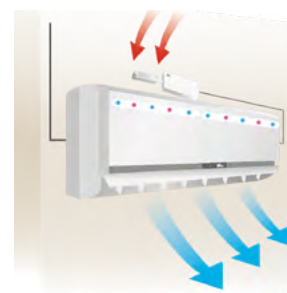
10,000 hours (lasting up to 4 years)

Filter lifespan

10 washes

LED type

6 UVC and 4 UVA



DEVICE	CODE	PRICE
DUPLEX MINI-UV	DF09944	199,00 €



KIT AND ACCESSORIES

PLENUM MODULE

Installed inside the supply plenum, it allows for the sanitation of the system and the environments.



SANIVMC-FC

Maximum air flow

800 m³/h

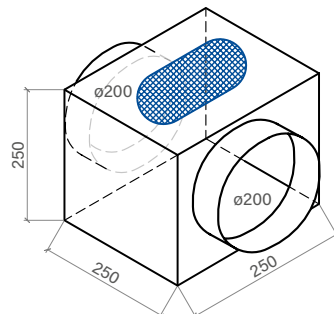
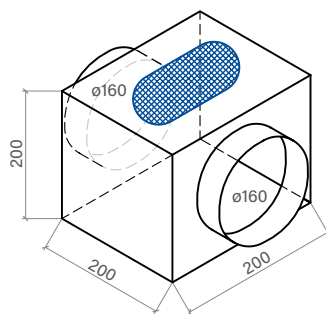
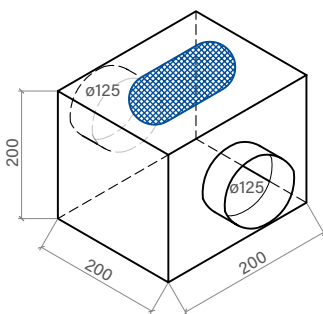
FEATURES

Collector in PAL including an active sanitation module from duct, ideal for existing mechanical ventilation systems. Installation between heat recovery unit and supply collector. Equipped with 2 ducts (variable DN), 1 inspection hatch, and 1 FC UNIT 3". Applicable environments: residential environments or small offices.



PAL CONNECTOR + SANITATION	Ø (mm)	CODE	PRICE
Connector in PAL - 2 x Ø 120 mm + KIT-SANII	120	SANIVMC120-FC	500,00 €
Connector in PAL - 2 x Ø 160 mm + KIT-SANII	160	SANIVMC160-FC	
Connector in PAL - 2 x Ø 200 mm + KIT-SANII	200	SANIVMC200-FC	
CONNECTOR IN PAL - 2 X Ø 120 MM +KIT SANII +PRESSURE SWITCH	120	SANIVMC120-FC-P	563,00 €
CONNECTOR IN PAL - 2 X Ø 160 MM +KIT SANII +PRESSURE SWITCH	160	SANIVMC160-FC-P	
CONNECTOR IN PAL - 2 X Ø 200 MM +KIT SANII +PRESSURE SWITCH	200	SANIVMC200-FC-P	

DIMENSIONAL DATA





SANIVMC-MC

Maximum air flow

1500 m³/h

FEATURES

Collector in PAL including an active sanitation module from duct, ideal for existing mechanical ventilation systems.

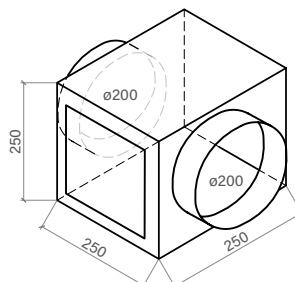
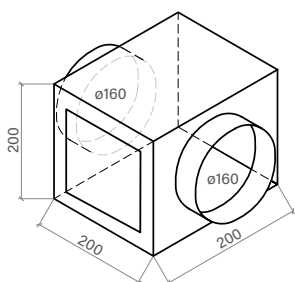
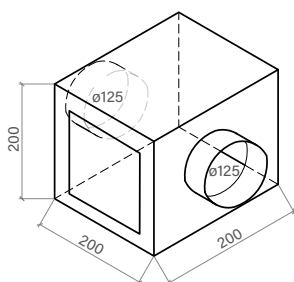
Installation between heat recovery unit and supply collector.

Equipped with 2 ducts (variable DN), 1 inspection hatch, and 1 MICROPURE 5".

Applicable environments: residential environments or small offices.

PAL CONNECTOR + SANITATION	Ø (mm)	CODE	PRICE
Connector in PAL - 2 x Ø 120 mm + MC 5"	120	SANIVMC120-MC	1,118,00 €
Connector in PAL - 2 x Ø 160 mm + MC 5"	160	SANIVMC160-MC	
Connector in PAL - 2 x Ø 200 mm + MC 5"	200	SANIVMC200-MC	
CONNECTOR IN PAL - 2 X DN 120 MM +MC 5"+PRESSURE SWITCH	120	SANIVMC120-MC-P	1,179,00 €
CONNECTOR IN PAL - 2 X DN 160 MM +MC 5"+PRESSURE SWITCH	160	SANIVMC160-MC-P	
CONNECTOR IN PAL - 2 X DN 200 MM +MC 5"+PRESSURE SWITCH	200	SANIVMC200-MC-P	

DIMENSIONAL DATA



ACCESSORIES

FEATURES

Saddle for installing Dust Free® modules on circular ducts from Ø 250 to 700 mm.



Example:
Saddle with module plate
Micropure 5"

DEVICE	CODE	PRICE
SADDLE	SADDLE-DF	72,90 €

PRESSURE SWITCH

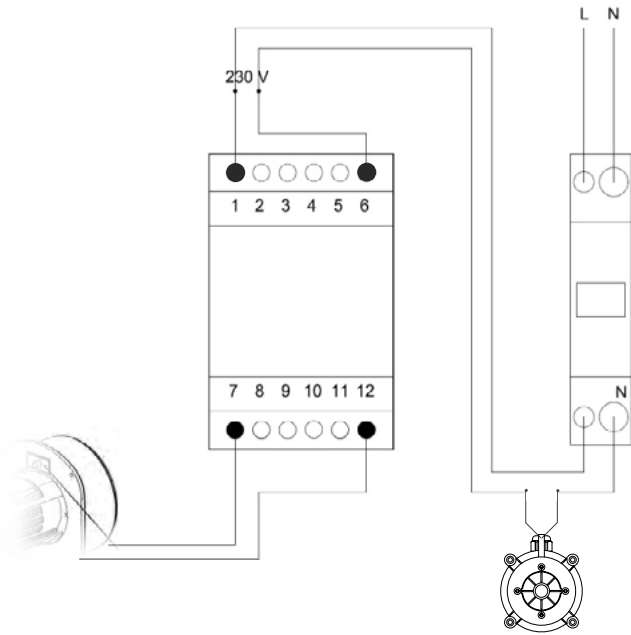


FEATURES

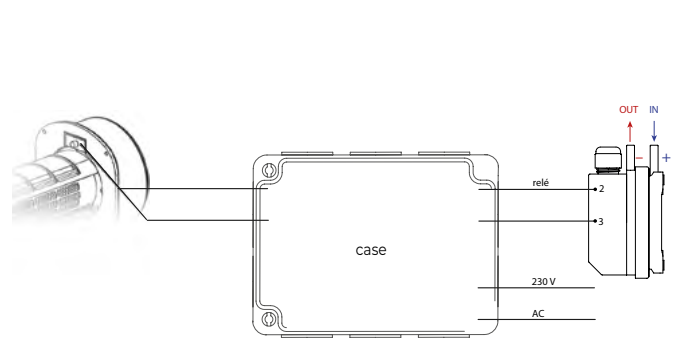
The differential air pressure switch monitors overpressure, underpressure, and differential pressures of air. The trigger pressure value can be adjusted without a manometer through a graduated adjustment knob.

PRESSOSTATO DF allows the activation of Dust Free® active sanitation devices upon air passage, without the need to connect the devices to the electrical panel of the AHU.

Electrical schematic for duct devices

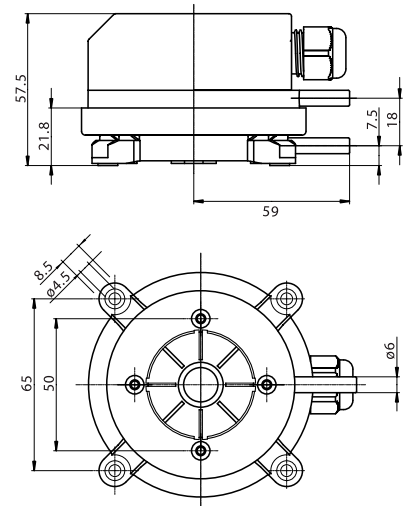


Electrical schematic for SANIVMC



TECHNICAL DATA

Medium	Air, other non-flammable gases
Measurement range	20...300 Pa (0.2...3 mbar)
Accuracy	±15%
Contact capacity	Max 1,0 (0,4) A / 250 V AC
Maximum operating pressure	10 kPa (100 mbar)
Operating RH range	0...95% RH, non-condensing
Operating temperature	-20...+85°C



DEVICE	CODE	PRICE
PRESSURE SWITCH	PRESSURE SWITCH-DF	62,90 €



NEW GENERATION OF CONTROLS FOR INDOOR COMFORT IN THE IAQ MONITORING RANGE

Monitoring indoor air quality is the first step in becoming aware of how the air we breathe in a closed environment can be polluted, thus resorting to the right solutions to improve its healthiness.


It's not just outdoor air that's polluted. The air we breathe daily at home, at work, or on public transport can also be contaminated by various sources of biological, chemical, and physical pollution that are harmful. A

contaminated space can compromise the well-being of those who live and work in a confined environment for an extended period.

Monitoring air quality is a crucial step in making the healthiness of an indoor environment visible through numbers and parameters and allows for taking actions to make it safe for those who frequent it.

The Ministry of Health defines indoor pollution as: "the alteration of the normal composition or physical state of indoor atmospheric air, due to the presence of substances with characteristics such that they alter the normal environmental and health conditions." Pollutants, which pose a direct or indirect threat to human health, can be classified as:

- Chemical agents (tobacco smoke, sulfur and nitrogen oxides, carbon monoxide, ozone, particulate matter, benzene, formaldehyde, asbestos, benzene, volatile organic compounds);
- Biological agents (molds, allergens, mites, fungi, bacteria, viruses, and various parasites);
- Physical agents (radon, electromagnetic fields, and noise).





PARAMETERS FOR MEASURING AIR QUALITY

Many studies confirm that people spend on average 90% of their time in enclosed spaces.

Although this circumstance should have long since given indoor air quality (IAQ) a fundamental role in everyday life, unfortunately, we had to go through a pandemic to give it its true value and increase awareness of its importance and influence on our health. Having been dealing for ten years with solutions aimed

at improving air quality in indoor environments, we have decided, with our partners Koolnova and Dust Free, to open a column that focuses on this issue and aims to make understand the ways in which we might breathe healthier air in closed environments, always with an eye on the energy savings of buildings.

Today, more than ever, given that it has been officially recognized by the Higher Institute of Health that air is one of the pathways for the spread of pathogens, and specifically also of COVID-19, it is crucial to understand the air quality factors that can increase and influence the risks of contagion in closed environments and to identify the correct tools and sensors for real-time monitoring of these factors. It is essential to recognize that, to date, no technology is capable of completely eliminating contagion risks. However, it is necessary to know which devices can help minimize these risks and which are merely speculative and commercial proposals.

Let's define the parameters that characterize air quality and understand why it is important to continuously monitor them with appropriate and reliable sensors.



CO₂

One of the main indicators of indoor air quality, as mentioned by the ISS (Higher Institute of Health), is CO₂. When we breathe, we release CO₂ at concentrations about 100 times higher than the normal concentrations present in the air. High levels of CO₂, besides making the air potentially toxic, indicate a probable excessive presence of people or poor ventilation of the environment, conditions that certainly contribute to increasing contagion risks. Therefore, it would be crucial to constantly monitor CO₂ levels. It is necessary to distinguish between two types of sensors: "real CO₂" and "equivalent CO₂." The difference lies in the accuracy of the measurement. Equivalent CO₂ sensors are indeed less reliable as they use statistical methods to derive the actual value of CO₂. Only specific real CO₂ sensors can provide an accurate and precise reading.

Ensuring the importance of this parameter, it would be essential to continuously monitor it with specific real CO₂ sensors.



SUSPENDED PARTICULATE MATTER

This involves microparticles of various sizes that can be present and remain suspended in the air, generally known as PM1, PM2.5, and PM10. A high concentration of PM in the air, besides being harmful when inhaled, can also serve as a transport vehicle for pathogens, including COVID-19.



COV OR VOC

Volatile organic compounds (VOC), also known by their acronym, are compounds that contain carbon and other chemical elements with varying degrees of toxicity.

Thus, most of them are considered air pollutants that we breathe.



TEMPERATURE AND HUMIDITY

These are parameters that must be monitored for environmental comfort and to minimize the proliferation of pathogens.

In summary, air monitoring that does not include all these parameters will be INCOMPLETE and will not allow reaching the necessary levels of protection and safety of the indoor environment.

If you need to delve deeper into this topic, do not hesitate to contact us.



DOWNLOAD PRICE UPDATE

AQ SENSOR

WALL AND DESKTOP PROBE

The AQ Sensor allows monitoring the indoor air quality in each area and optimizing the building's energy performance.

The AQ Sensor is capable of activating air purification devices such as DUST FREE® and mechanically controlled ventilation machines.

SPECIFICATIONS

Measurement of: Temperature, RH, actual CO₂, volatile organic compounds, and suspended particles PM1, PM2.5, 10.

Visual indication of: Overall air quality; Individual level of: Real CO₂, Volatile organic compounds, Suspended particles, Status of the connected Dustfree;

Display mode: AQ; PM; VOC; CO₂; Sequential (PM, VOC, CO₂) Night (front off), Decor (white);

Remote access to all devices via the AQSAFE App (available in 6 languages).

SPECIAL

Connection: Wireless (Wi-Fi) / Cable (ModBus)

Remote control: APP / WEB

APP: Android/iOS

TECHNICAL DATA

Voltage	85-264Vac 120-370Vcc
Frequency	47-63 Hz
Maximum consumption	0.3A.
Startup current (typical)	20A 230 Vac

INPUTS AND OUTPUTS

Wireless (WiFi)
Wired (ModBus RTU RS-485)

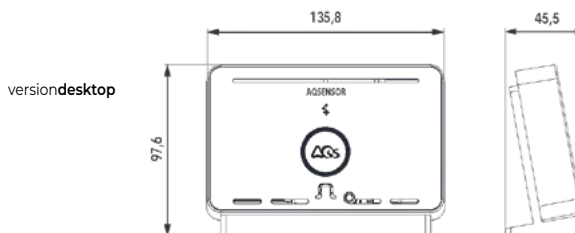
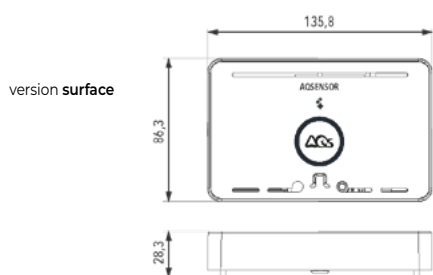
OPTIONS

Screen with RGB LED monitor and metallic gray finish.

TECHNICAL DATA

MODEL	CONTROL	MEASUREMENT	CONNECTIVITY	VERSION	CODE	PRICE
ULTRA	Machine ON/OFF Machine 0-10v Digital input pressure switch Digital stop input Purifier (with fault detection)	Temperature Relative humidity Absolute humidity Thermal comfort Actual CO ₂ COV PM 1, 2.5, 10	Wireless (WiFi) Wired (ModBus RTU RS-485)	SURFACE	100-AQSEN0	529,00 €
			Wireless (WiFi)	DESKTOP	100-AQSEN2	510,00 €
VENTUS	Machine 0-10v	Real CO ₂ PM 1, 2.5, 10	Wireless (WiFi) Wired (ModBus RTU RS-485)	SURFACE	100-AQSEN7	422,00 €
			Wireless (WiFi)	DESKTOP	100-AQSEN11	410,00 €
AURA	Machine 0-10v	Real CO ₂	Wireless (WiFi) Wired (ModBus RTU RS-485)	SURFACE	100-AQSEN6	352,00 €
			Wireless (WiFi)	DESKTOP	100-AQSEN10	340,00 €

DIMENSIONAL DATA





Monitoring + Control + Alarm

Activation logic of the system to bring air quality to an optimal level

Parameter	UTA - VMC Ventilation	Purification Technology	Electrostatic Filtration
CO2 REAL			
0ppm 550ppm 800ppm 1300ppm 2500ppm ∞ppm			
VOC			
0ppb 93ppb 310ppb 929ppb 3097ppb ∞ppb			
PM1			
0µg/m³ 8µg/m³ 16µg/m³ 20µg/m³ 40µg/m³ ∞µg/m³			
PM2.5			
0µg/m³ 10µg/m³ 20µg/m³ 25µg/m³ 50µg/m³ ∞µg/m³			
PM10			
0µg/m³ 20µg/m³ 40µg/m³ 50µg/m³ ∞µg/m³			



Intervals based on values provided by: EUROPEAN ENVIRONMENT AGENCY (EEA), GERMAN ENVIRONMENT AGENCY (UBA), INSHT, ASHRAE.

The display of the AQSensor lights up quickly and intuitively, showing the detected indoor air quality.



OPERATING MODES

The AQ SENSOR devices can control:

- VMC, with a 0-10V signal;
- DUST FREE, with a digital signal (relay and current monitoring);
- ELECTROSTATIC FILTER, with a digital signal (relay);

Thus, they can automatically improve the quality of the air.

Here are some examples:

- CO₂ > 800 ppm (yellow), the AQ Sensor increases the 0-10 V signal, i.e., the air flow of the VMC.
- VOC > 929 ppb, the AQ Sensor activates the DUST FREE devices.

Critical case: VOC > 3097 ppb (red), the AQ Sensor also activates the VMC via the 0-10V signal, thus optimizing energy consumption.


- PM > 16-40 µg/m³ (yellow), the AQ Sensor activates the DUST FREE and the ELECTROSTATIC FILTER devices.

Critical case: PM > 40-50 µg/m³ (red), the AQ Sensor also activates the VMC via the 0-10V signal, thus optimizing energy consumption.



BMA
Installation of double deflection nozzle.

DLF
Installation of aluminium diffuser with 2 slots at the ceiling.



DLF
Wall installation of diffuser with 4 slots, in white.



PSB


Installation of plenum nozzle without frame of various lengths.





PSB


Installation of plenum nozzle without frame of various lengths.





PSD



Ceiling and part of the plenum disappearing diffuser of various lengths without the use of the continuity kit.





PSF

Ceiling and part of the plenum
disappearing slit with a height of 3 cm.
The installation does not include the continuity kit.





PSF MULTISLIT

plenum complete with disappearing slit diffuser, frameless, with fins.





SUPPORT FOR DESIGNING DUCTED AND VMC SYSTEMS

The design phase of a system is crucial as it ensures optimal system efficiency, thanks also to professional implementation and timely maintenance.

Air Control offers support for the design of ducted and vmc systems, enabling an exemplary schematic of the system in dwg and pdf formats.

This technical service does not replace the actual design of the system but is intended to provide solely an indicative schematic of how the system and the corresponding air distribution were conceived.

For more complex systems, Air Control advises consulting professionals who can develop an accurate and certified design.

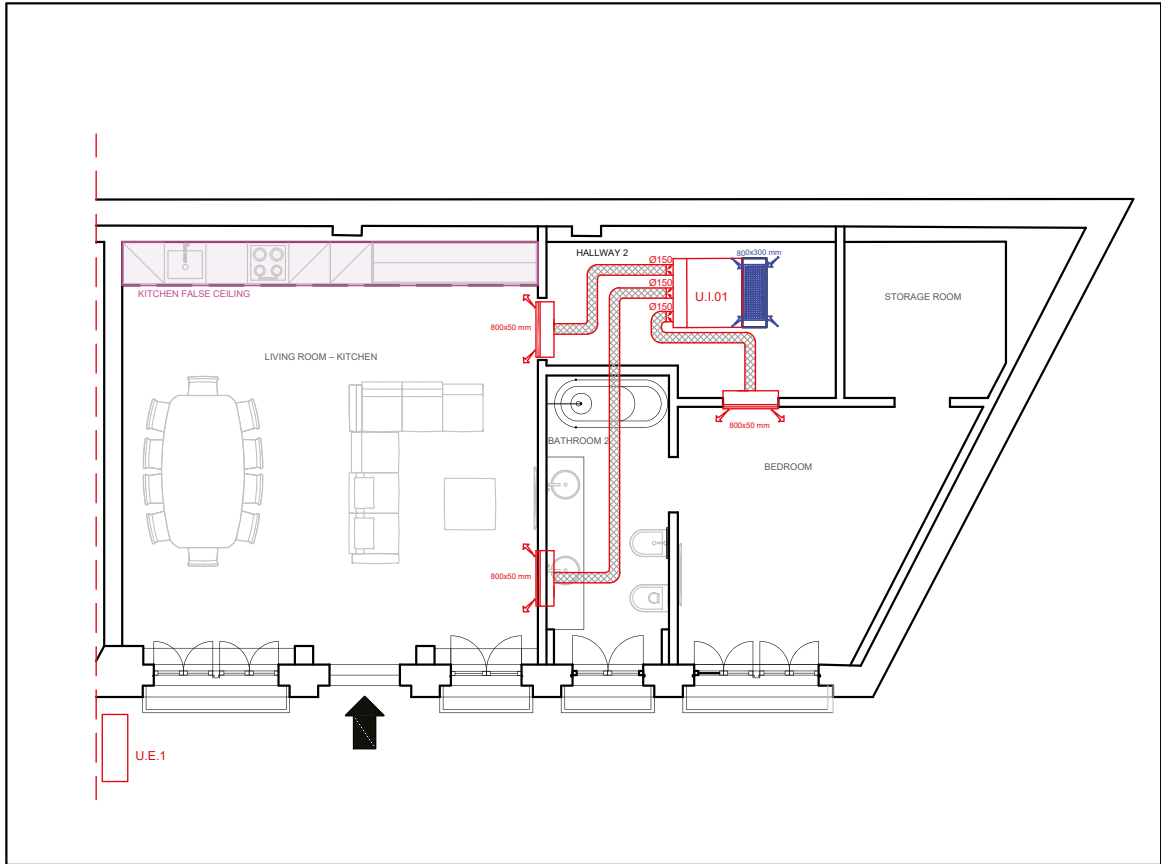
This technical assistance service, therefore, holds no value in terms of certification of the systems, and the details reported in the diagrams must always be verified and approved by the installing company, which assumes full responsibility.

CODE	DESCRIPTION	PRICE
DWG-CDZ	DISTRIBUTIVE SCHEME OF CDZ UNIT	200,00 €
DWG-AGG-CDZ	ADDITIONAL CDZ DISTRIBUTIVE SCHEME	100,00 €
DWG-VMC	DISTRIBUTIVE SCHEME OF VMC UNIT	200,00 €
DWG-AGG-VMC	ADDITIONAL VMC DISTRIBUTIVE SCHEME	100,00 €
DWG-CDZ-VMC	DISTRIBUTIVE SCHEME CDZ + VMC	350,00 €

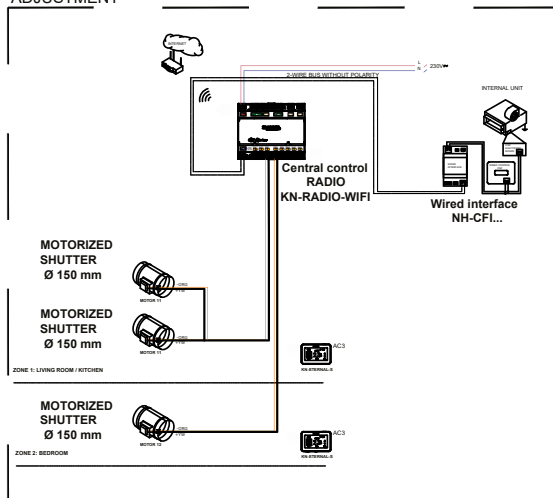
CHECK PRICES ON THE PRICE LIST. PRICES ARE NOT SUBJECT TO DISCOUNTS AND AWARDS.

EXAMPLE ONLY AIR CONDITIONING SYSTEM

CLIMATE CONTROL



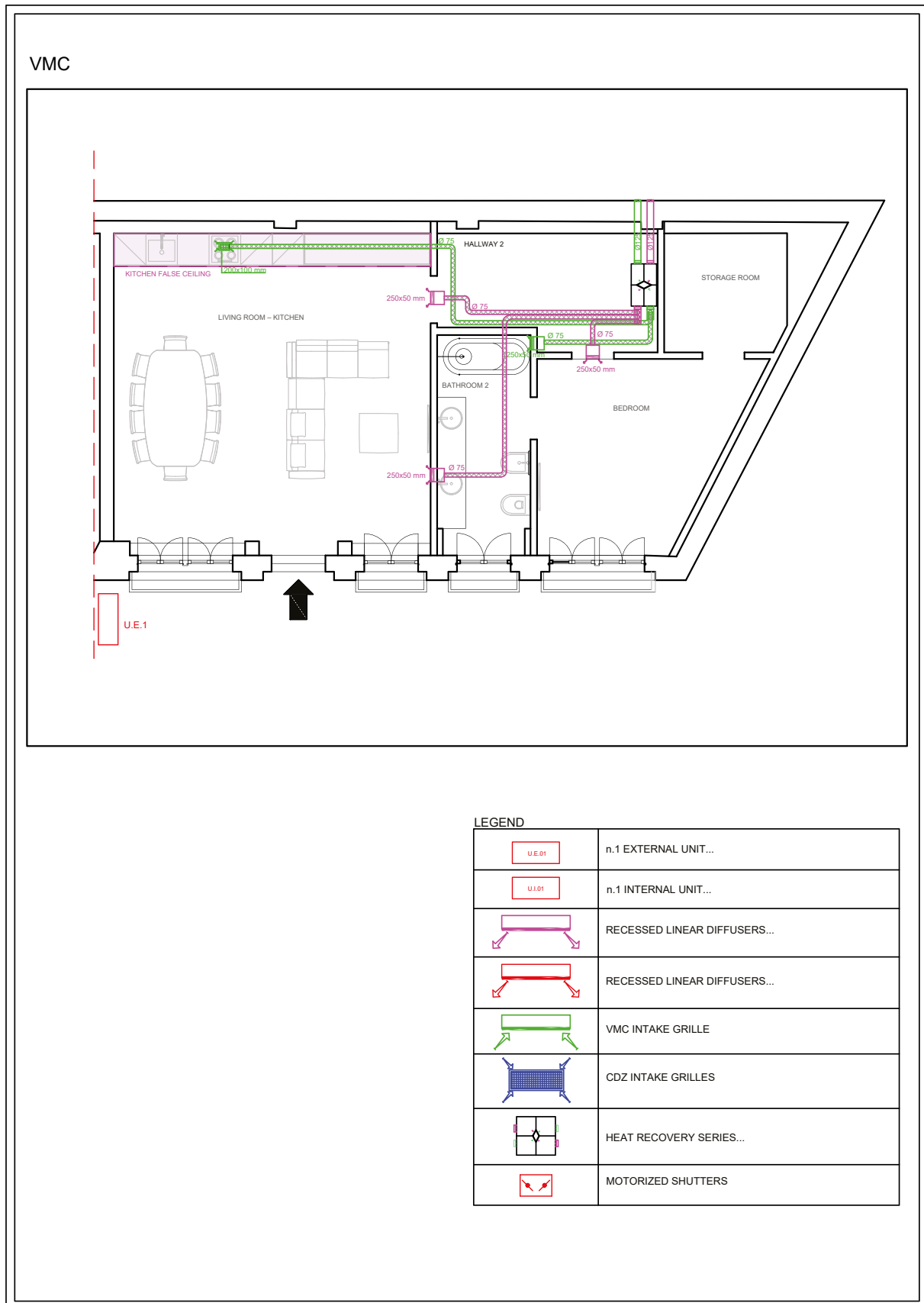
ADJUSTMENT



LEGEND

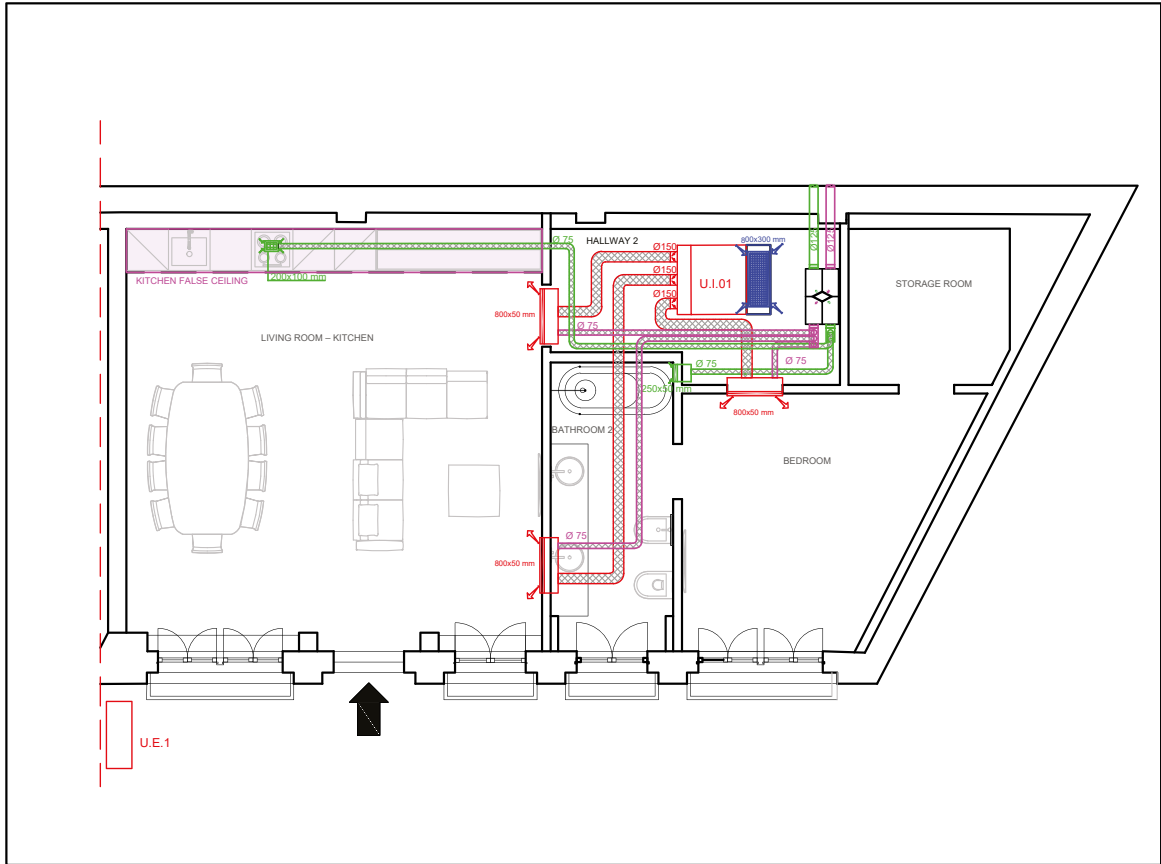
	n.1 EXTERNAL UNIT...
	n.1 INTERNAL UNIT...
	RECESSED LINEAR DIFFUSERS...
	RECESSED LINEAR DIFFUSERS...
	VMC INTAKE GRILLE
	CDZ INTAKE GRILLES
	HEAT RECOVERY SERIES...
	MOTORIZED SHUTTERS

EXAMPLE ONLY VMC SYSTEM

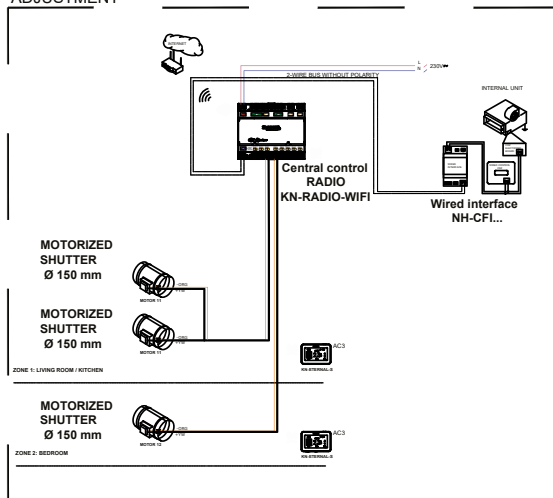


EXAMPLE AIR CONDITIONING AND VMC SYSTEM

CLIMATE CONTROL AND VMC



ADJUSTMENT



LEGEND

	n.1 EXTERNAL UNIT...
	n.1 INTERNAL UNIT...
	RECESSED LINEAR DIFFUSERS...
	RECESSED LINEAR DIFFUSERS...
	VMC INTAKE GRILLE
	CDZ INTAKE GRILLES
	HEAT RECOVERY SERIES...
	MOTORIZED SHUTTERS

SERVICE AIR CONTROL

TECHNOLOGIES FOR AIR CONTROL

Air Control provides a team of professionals for the pre-installation inspection and commissioning for zoning and vmc systems. The company is able to operate throughout the Italian territory thanks to a prepared and qualified network of technical assistance centers.

+ CONTROL

Performance and safety are the keys to ensuring the perfect functioning of installed products.

+ SAVINGS

The assurance of a correct configuration allows you to contain energy costs.

"THE BEST SERVICE IS THE ONE WHERE THE CLIENT DOESN'T NEED TO CALL YOU, DOESN'T NEED TO TALK TO YOU. IT JUST WORKS."
Jeff Bezos - CEO of Amazon

COMMISSIONING

When ordering one or more zoning systems or one or more mechanical ventilation units, also plan for the proposed commissioning by Air Control srl. Once the system or unit is installed, simply contact us to ensure a technician's intervention within 5/10 working days.

COMMISSIONING ZONING

Installation compliance

- check positioning of controls or sensors
- check correct installation of dampers or motorized air diffusion grille

Electrical connections

- check control unit connection
- check interface connection
- check connection of motorized elements
- check connection of thermostats and accessories

Programming and configuration

- complete system configuration
- check correct functioning
- APP configuration for remote management

COMMISSIONING VMC

Installation compliance

- check unit structure
- check IP seal
- check correctness of installation

Hydraulic, aerolic, and electrical connections

- check the congruence between ducts and the unit
- check the seal of the ducts connected to the unit
- check the correct slope of the unit and control condensate drainage installation
- check electrical connections of the unit and control

Programming and configuration

- remote command unit configuration
- check correct functioning
- APP configuration (if available) for the unit

INSTRUCTIONS AND REPORT

- training on features
- USE and maintenance advice
- commissioning report

DOWNLOAD THE FORM FOR COMMISSIONING AND THE PRICE LIST

CODE	DESCRIPTION
PRE-ZON VISIT	PRE-INSTALLATION ZONING INSPECTION
MIS-ZON	COMMISSIONING ZONING. SINGLE INTERFACE
AGG-MIS-ZON	COMMISSIONING ZONING MAX. 4 INTERFACES
AGG-MIS-RAD	COMMISSIONING SINGLE NH-SR
AGG-MIS-MDZ	COMMISSIONING SINGLE MDZ
AGG-MIS-ZON-SANI	COMMISSIONING SINGLE ZONING SANI KIT
KIT-PRE-MIS-ZON	INSPECTION + MIS - ZONING SINGLE INTERFACE.

CODE	DESCRIPTION
PRE-VMC VISIT	PRE-INSTALLATION INSPECTION VMC
MIS-VMC	COMMISSIONING VMC SINGLE UNIT
AGG-MIS-VMC	COMMISSIONING VMC MAX. 3 UNITÀ
AGG-MIS-VMC-SANI	COMMISSIONING SINGLE SANI VMC
KIT-PRE-MIS-VMC	INSPECTION + COMMISSIONING - VMC SINGLE UNIT

CHECK PRICES ON THE PRICE LIST. PRICES ARE NOT SUBJECT TO DISCOUNTS AND AWARDS.

SERVICE AIR CONTROL



**OVER 50 SERVICE
CENTERS
DISTRIBUTED
THROUGHOUT THE
NATIONAL TERRITORY**

*FIND YOUR LOCAL
SERVICE CENTER*



SERVICE CONTACTS
TEL. +39 02.45482147
assistenza@aircontrolclima.it

CATALOG DELIVERY CARD

Delivered by

(mandatory field)

Name

Surname

Delivered by

(mandatory field)

Name

Surname

Company name

Address

Postal code

City

Email

Cell.

Sector

(mandatory field)

INSTALLER

HEAT MANAGER

PRIVATE ENTITY

PROFESSIONAL

BUILDING CONTRACTOR

HOSPITALITY

DESIGNER

O.E.M. BUILDER

OTHER

RESELLER

PUBLIC ENTITY

Documentation

(mandatory field)

PRICE LIST 2024

No.

Commercial terms

EXCLUSIVE DISCOUNT

INFORMATION ON THE PROTECTION OF PERSONAL DATA ART. 13 OF REGULATION (EU) 679/2016

In compliance with the Regulation on the protection of natural persons with regard to the processing of personal data and on the free movement of such data (Regulation (EU) 2016/679 of the European Parliament and of the Council of 27 April 2016), Air Control Srl, with registered office in Via Colico 10, 20158 Milan – Tel. (+39) 0245482147 – PEC: aircontrolslr@pec.it, as the "Data Controller", is required to provide certain information concerning the use of personal data. The Data Protection Officer can be contacted at the following email address: info@aircontrolclima.it. The personal data in the possession of the Company are collected directly from customers or from third parties, meaning primarily subjects authorized to place the products and services offered by the Company or subjects who have delegated to the Company the exercise of certain activities. Such data may also be acquired from external companies, authorized by the same customers to communicate said data to third parties, for commercial information, market research, direct offers of products or services. The processing of the above data is carried out in compliance with the aforementioned Regulation and confidentiality obligations. Purposes of the processing for which the data are intended and the mandatory or optional nature of providing the data. Personal data are processed, within the normal activity of the Company, for the following purposes:

1. purposes strictly connected and instrumental to the management of relationships with customers (e.g., acquisition of preliminary information to the conclusion of a contract, execution of operations based on the obligations arising from the contract concluded with the customer, checks and evaluations on the results and on the progress of the relationships, as well as on the risks connected thereto, etc.). The provision of personal data necessary for these purposes is not mandatory, but refusal to provide them may prevent the Company from performing what is requested. Their processing does not require the consent of the Data Subject. The legal basis for processing is the execution of the contract.

2. purposes connected to the obligations foreseen by laws, regulations, and provisions issued by Authorities and Supervisory Bodies of the financial system. The provision of personal data necessary for these purposes is mandatory, and the related processing does not require consent; the legal basis for processing lies in the fulfillment of a legal obligation and/or the existence of a legitimate interest of the Controller. Purposes functional to the activity of the Company, such as: - promotion and sale of products and services of the Company carried out through email, telephone, information and advertising material, automated communication systems, etc. - market surveys. The provision of personal data necessary for these purposes is not mandatory and their processing requires the consent of the Data Subject. The legal basis for processing is the consent of the Data Subject. Categories of subjects to whom the data may be communicated The Company, for the performance of part of its activities, avails itself - in addition to the companies belonging to the "Crédit Agricole" Group, or companies controlled or connected according to art. 2359 c.c. - of third parties, in particular among the following categories: - companies that provide banking, financial services (e.g. services offered jointly by Air Control Srl and banks/intermediaries placing our products); - subjects that offer services for the acquisition, recording, and processing of data originating from documents and supports provided or generated by customers and involving massive processing; - subjects that perform printing, transmission, enveloping, transport, and sorting of communications to customers; - subjects that perform archiving of documentation relating to relationships with customers; - subjects that provide outsourcing services of hardware and data processing. Personal data are not subject to dissemination. The Company will retain personal data for a period of 10 (ten) years from the termination of the contractual relationship with the customers, except as provided by art. 17 of the Regulation. Right of access to personal data and other rights right of access; In relation to the personal data provided, the data subject may exercise the rights under EU Regulation 679/2016: - right to obtain rectification, integration, deletion of personal data or restriction of their processing; right to object to processing; right to data portability; right to revoke consent; right to lodge a complaint with the Guarantor for the Protection of Personal Data. The data subject may exercise the rights under the Regulation by sending a written communication - by registered letter or via PEC - to the headquarters of Air Control Srl, Via Colico 10, 20158 Milan, addressed to the attention of the Management of Air Control srl.

I AUTHORIZE THE PROCESSING OF PERSONAL DATA

Place and Date

Stamp and Signature



GENERAL TERMS AND CONDITIONS OF SALE, WARRANTY AND SERVICES

PRICES

The prices listed in our price lists are not binding. AIR CONTROL reserves the right to change list prices and product features without notice. The price is ex-works at the Air Control warehouses in Milan, includes packaging, unless the customer requests otherwise. Prices are exclusive of VAT.

ORDERS

Only written orders will be accepted. AIR CONTROL will send the order confirmation as soon as possible, correcting any anomalies or discrepancies and indicating the estimated shipping date. In case of special customer requirements and if not all ordered materials are available in stock, partial deliveries may be possible.

PAYMENT TERMS

Different conditions can be agreed upon in a written agreement with the Sales staff of AIR CONTROL SRL. Any unpaid installments by the established date will incur statutory interest from that date and payment of related ancillary costs. In case of non-compliance, AIR CONTROL reserves the right to block any further orders in progress and to demand payment of the total customer debt.

SHIPPING AND PACKAGING

Material shipments will be made in cardboard boxes, delivered duty paid, with charges invoiced. For further information, please contact the Sales staff of AIR CONTROL SRL. The material travels at the risk and peril of the consignee. Any special packaging requested directly by the Customer will be charged separately.

The transport of "non-standard" materials is subject to separate quotes not related to normal transport costs, as per STANDARD agreements and conditions.

ORDER CANCELLATION

Order cancellations will only be possible if previously approved by the Commercial Management of AIR CONTROL. All related costs are borne by the client.

DEFECTIVE MATERIAL UNDER WARRANTY AND RETURNS

AIR CONTROL will deliver/ship warranty material on an exchange basis only after prior receipt of the returned goods, checked and verified in the company, and previously authorized. Otherwise, the following applies:

Upon receipt of the 'returns' form, duly filled out and signed, if a warranty replacement request for material not yet received and verified by AIR CONTROL is made, the goods will be delivered/shipped, with regular issuance of a sales delivery note and related invoice.

Upon the return of the replaced material, which must be received by AIR CONTROL within 15 days from the date on the delivery document mentioned previously, the relevant invoice will be fully reversed with the issuance of a credit note, after verifying the actual defectiveness/integrity of the material. The defective goods will be withdrawn at the expense of AIR CONTROL, upon notification from the customer that the goods are ready, and then proceed with the appropriate checks for defects at the company to handle any necessary reversals.

After 15 days from the date on the delivery document of the requested replacement material, no further returns will be accepted, and payment of the corresponding invoice will still be required, as it is subject to the usual sales policy in force.

Before returning the material, it is necessary to obtain authorization by completing the return form.

Within 15 days from our notice of the technical-economic proposal, if there is no communication, the products to be repaired or replaced will be scrapped, with the relevant disposal costs charged.

RETURNS OF MATERIAL MADE IN PAL OR CUSTOM-MADE NON-STANDARD MATERIAL ARE NOT ACCEPTED.

For material returned for reasons not attributable to Air Control, with prior authorization, a 20% deduction will be applied.

NON-CONFORMITY ATTRIBUTABLE TO THE CLIENT

The client has 8 days from the delivery date to return the material. The return authorization occurs upon sending, via email, the duly completed and stamped request form by AIR CONTROL. All transport costs in proper packaging are borne by the client, and the acceptance of the return does not imply the cancellation of the invoice items. The returned material will only be reversed if it is in perfect working condition, and AIR CONTROL will still retain 20% of the total of the related credit note to offset management expenses. Returns for out-of-catalog material, special sizes, made in PAL, or incomplete original packaging will not be accepted, except in special cases to be agreed upon with the management. Request forms not properly completed will not be considered valid. The transport of any replacement material is the responsibility of the client.

WARRANTY CONDITIONS

AIR CONTROL products are guaranteed for two years against any manufacturing defects. After 10 days from the delivery date, claims will only be accepted for issues related to component defects.

SPECIAL MEASURES

For special measures, the price of the directly higher standard size will be applied, and returns will not be accepted under any circumstances. Consult the AIR CONTROL Commercial staff for potential delivery times and availability.

DISPUTE RESOLUTION

For any dispute of any kind or nature, arising directly or indirectly from the sale of material, products, or services by AIR CONTROL, they will be subject to Italian law, and the competent court will be that of Milan (Italy).

The client declares to accept all conditions outlined with the signing of the order.

Follow Air Control SRL



AIR CONTROL SRL
Via Colico, 10,
20158 Milan (MI)
Tel. +39 0245482147
info@aircontrolclima.it
www.aircontrolclima.it